



HAL
open science

Efficient Distance Transformation for Path-based Metrics

David Coeurjolly, Isabelle Sivignon

► **To cite this version:**

David Coeurjolly, Isabelle Sivignon. Efficient Distance Transformation for Path-based Metrics. 2019. hal-02000339v1

HAL Id: hal-02000339

<https://hal.science/hal-02000339v1>

Preprint submitted on 31 Jan 2019 (v1), last revised 31 Jan 2020 (v4)

HAL is a multi-disciplinary open access archive for the deposit and dissemination of scientific research documents, whether they are published or not. The documents may come from teaching and research institutions in France or abroad, or from public or private research centers.

L'archive ouverte pluridisciplinaire **HAL**, est destinée au dépôt et à la diffusion de documents scientifiques de niveau recherche, publiés ou non, émanant des établissements d'enseignement et de recherche français ou étrangers, des laboratoires publics ou privés.

Efficient Distance Transformation for Path-based Metrics

David Coeurjolly^a, Isabelle Sivignon^b

^aUniversité de Lyon, CNRS, LIRIS, Lyon, France

^bUniv. Grenoble Alpes, CNRS, Grenoble INP, Gipsa-lab, 38000 Grenoble, France

Abstract

In many applications, separable algorithms have demonstrated their efficiency to perform high performance volumetric processing of shape, such as distance transformation or medial axis extraction. In the literature, several authors have discussed about conditions on the metric to be considered in a separable approach. In this article, we present generic separable algorithms to efficiently compute Voronoi maps and distance transformations for a large class of metrics. Focusing on path-based norms (chamfer masks, neighborhood sequences...), we propose efficient algorithms to compute such volumetric transformation in dimension n . We describe a new $O(n \cdot N^n \cdot \log N \cdot (n + \log f))$ algorithm for shapes in a N^n domain for chamfer norms with a rational ball of f facets (compared to $O(f^{\lfloor \frac{n}{2} \rfloor} \cdot N^n)$ with previous approaches). Last we further investigate an even more elaborate algorithm with the same worst-case complexity, but reaching a complexity of $O(n \cdot N^n \cdot \log f \cdot (n + \log f))$ experimentally, under assumption of regularity distribution of the mask vectors.

1. Introduction

Volumetric analysis of digital shapes is crucial in many geometry processing applications, for instance to be able to measure distances between two points in \mathbb{Z}^n , or to measure the width of a shape or the proximity between two shapes. Since early works on digital geometry, distance transformation has been widely investigated (e.g. Rosenfeld and Pfaltz (1968)). Given a finite input shape $X \subset \mathbb{Z}^n$, the distance transformation labels each point in X with the distance to its closest point in $\mathbb{Z}^n \setminus X$. Labeling each point by the closest background point leads to Voronoi maps (e.g. the restriction to \mathbb{Z}^n of Voronoi diagrams from computational geometry (de Berg et al., 2000)). Since such characterization is parametrized by a distance function, many authors have addressed this distance transformation problem with trade-offs between algorithmic perfor-

mances and the *accuracy* of the digital distance function with respect to the Euclidean one. Hence, authors have considered distances based on chamfer masks (Rosenfeld and Pfaltz, 1968; Borgefors, 1986; Fouard and Mandain, 2005) or sequences of chamfer masks (Rosenfeld and Pfaltz, 1966; Mukherjee et al., 2000; Strand, 2008; Normand et al., 2013a); the vector displacement based Euclidean distance (Danielsson, 1980; Ragnemalm, 1990); Voronoi diagram based Euclidean distance (Breu et al., 1995; Maurer et al., 2003) or the square of the Euclidean distance (Hirata, 1996; Meijster et al., 2000). For the Euclidean metric, separable volumetric computations have demonstrated to be very efficient with the design of optimal $O(n \cdot N^n)$ time algorithms for shapes in $[1, N]^n$ domains, optimal multithread/GPU implementation or extensions to toric domains (please refer to Coeurjolly (2012) for a discussion).

Path-based approaches (e.g. chamfer mask or –weighted– neighborhood sequences) approximate the Euclidean distance as the length of shortest paths defined from sequences of displacement vectors on the grid (from a finite set of possible moves). Such discrete and com-

*Corresponding author

Email addresses: david.coeurjolly@liris.cnrs.fr (David Coeurjolly), isabelle.sivignon@gipsa-lab.grenoble-inp.fr (Isabelle Sivignon)

binatorial construction has been used to extract discrete medial axis (Borgefors and Nyström, 1997; Remy and Thiel, 2002) as local maxima of the distance map, or to efficiently compute distance transformation in a streaming context (Normand et al., 2013b). In terms of distance transform computation, two main techniques exist. The first one considers a weighted graph formulation of the problem and Dijkstra-like algorithms on weighted graphs to compute distances. If m denotes the size of the chamfer mask, computational cost could be in $O(m \cdot N^n)$ using a cyclic bucket data structure as suggested by Verwer et al. (1989). Another approach consists in a raster scan of the domain: first the chamfer mask is decomposed into disjoint sub-masks; then the domain grid points are scanned in a given order (consistent with the sub-mask construction) and a local computation is performed before being propagated (Rosenfeld and Pfaltz, 1966; Borgefors, 1986). Scanning the domain several times (one per sub-mask) leads to the distance transformation values. Again, we end up with a $O(m \cdot N^n)$ computational cost. Besides specific applications which use the anisotropic nature of the chamfer mask, rotational dependency is usually enforced by increasing the mask size m (its number of vectors, see below) leading to expensive computational costs.

Contributions The goal of this work is to demonstrate that the linear factor in the mask size can be lowered down to a logarithmic one in any dimension for path-based metrics. This is achieved by first detailing and analyzing the preliminary analysis of Coeurjolly (2014) for the 2D case, and then extend it to higher dimensional distance transformation problems. More precisely, we describe efficient and parallel algorithms in arbitrary dimension n to compute error-free distance transformation and Voronoi map for chamfer norms and other path-based metrics. Overall computational costs are summarized in Table 1 (see 3.2 for the predicate definitions).

The article is organized as follows: First, we recall basic definitions and properties of path-based norms (Section 2). In Section 3 we clarify the separable n -dimensional Voronoi map extraction algorithm and for the sake of consistency, we detail the 2D algorithm. In Sections 5 and 6, we present and analyse the proposed n -dimensional algorithm.

2. Preliminaries

Definition 1 (Norm and metric induced by a norm)

Given a normed vector space EV , a norm is a map g from EV to a sub-group F of \mathbb{R} such that $\forall \vec{x}, \vec{y} \in EV$,

$$(non-negative) \quad g(\vec{x}) \geq 0 \quad (1)$$

$$(identity\ of\ indiscernibles) \quad g(\vec{x}) = 0 \Leftrightarrow \vec{x} = \vec{0} \quad (2)$$

$$(triangular\ inequality) \quad g(\vec{x} + \vec{y}) \leq g(\vec{x}) + g(\vec{y}) \quad (3)$$

$$(homogeneity) \quad \forall \lambda \in \mathbb{R}, \quad g(\lambda \cdot \vec{x}) = |\lambda| \cdot g(\vec{x}) \quad (4)$$

$d(a, b) := g(b - a)$ is the metric induced by the norm g . The triplet (E, F, d) , where E is a field, and F a sub-group of \mathbb{R} is called a metric space if $d : E \times E \rightarrow F$ (with E such that for $a, b \in E$, $(b - a) \in EV$).

Note that the above definition can be extended from vector spaces to *modules* on a commutative ring (\mathbb{Z}^n being a module on \mathbb{Z} but not a vector space) (Thiel, 2001). Path-based approaches (chamfer masks, -weighted- neighborhood sequences...) aim at defining *digital* metrics induced by norms in metric spaces $(\mathbb{Z}^n, \mathbb{Z}, d)$. Note that (weighted, with $w_i \geq 0$) L_p metrics

$$d_{L_p}(a, b) = \left(\sum_{k=1}^n w_k |a_k - b_k|^p \right)^{\frac{1}{p}}, \quad (5)$$

define metric spaces $(\mathbb{Z}^n, \mathbb{R}, d_{L_p})$ which are not *digital*. However, rounding up the distance function $(\mathbb{Z}^n, \mathbb{Z}, \lceil d_{L_p} \rceil)$ is a digital metric space (Klette and Rosenfeld, 2004).

Definition 2 (Distance Transformation and Voronoi Map)

The distance transform DT_X associated with a digital metric space $(\mathbb{Z}^n, \mathbb{Z}, d)$ is a map $X \rightarrow \mathbb{Z}$ such that, for $a \in X$ $DT_X(a) = \min_{b \in \mathbb{Z}^n \setminus X} \{d(a, b)\}$. The Voronoi map is the map $X \rightarrow \mathbb{Z}^n \setminus X : \Pi_X(a) = \arg \min_{b \in \mathbb{Z}^n \setminus X} \{d(a, b)\}$.

The Voronoi map Π_X corresponds to the intersection between the continuous Voronoi diagram for the metric d of points $\mathbb{Z}^n \setminus X$ and the lattice \mathbb{Z}^n . If a digital point a belongs to a Voronoi diagram d -facet ($0 \leq d < n$), a is equidistant to $n + 1 - d$ or more points in $\mathbb{Z}^n \setminus X$ but only one is considered in $\Pi_X(a)$ this choice has no influence on DT_X .

Table 1: Computational cost summary for separable Voronoi map computation on N^m domains (m being the size of the chamfer norm and f the number of row in a H-representation of the mask, see below).

Metric	CLOSEST	HIDDENBY	Sep. Voronoi Map	Reference
L_2	$O(n)$	$O(n)$	$\Theta(n \cdot N^m)$	Hirata (1996)
L_∞	$O(n)$	$O(n)$	$\Theta(n \cdot N^m)$	Meijster et al. (2000)
L_1	$O(n)$	$O(n)$	$\Theta(n \cdot N^m)$	Meijster et al. (2000)
L_p (exact pred.)	$O(n \cdot \log p)$	$O(n \cdot \log p \cdot \log N)$	$O(n^2 \cdot N^m \cdot \log p \cdot \log N)$	Lem. 1
L_p (inexact pred.)	$O(n)$	$O(n \cdot \log N)$	$O(n^2 \cdot N^m \cdot \log N)$	Lem. 1
2D Chamfer norm	$O(\log m)$	$O(\log^2 m)$	$O(\log^2 m \cdot N^2)$	Coeurjolly (2014) and Theorem 1
2D Neig. seq. norm	$O(\log m)$	$O(\log^2 m)$	$O(\log^2 m \cdot N^2)$	Normand et al. (2013a) with Theorem 1
nD Chamfer norm	$O(n + \log f)$	$O((n + \log f) \cdot \log N)$	$O(n \cdot N^m \cdot \log N \cdot (n + \log f))$	Corollary 1

Definition 3 (Chamfer Mask) A weighted vector is a pair (\vec{v}, w) with $\vec{v} \in \mathbb{Z}^n$ and $w \in \mathbb{N} \setminus \{0\}$. A chamfer mask \mathcal{M} is a central-symmetric set of weighted vectors with no null vectors and containing at least a basis of \mathbb{Z}^n .

In most situations, vectors of a chamfer mask exhibit axial symmetries. We may refer to the *generator* \mathcal{G} of \mathcal{M} as the subset of vectors defining \mathcal{M} by symmetries (usually defined in the subspace $x_n \geq \dots \geq x_1 \geq 0$ of \mathbb{Z}^n). Many authors have proposed algorithmic and/or analytic approaches to construct chamfer masks approximating the Euclidean metric. In the following, we focus on *chamfer norms* which are chamfer metrics induced by a norm. To evaluate distances between two digital points for a given chamfer metric, direct formulations have been proposed with simple geometrical interpretation (Thiel, 2001; Normand and Évenou, 2009):

Definition 4 (Rational ball, minimal H-representation)

Given a Chamfer norm \mathcal{M} , the rational ball associated with \mathcal{M} is the polytope

$$\mathcal{B}_R = \text{conv} \left\{ \frac{\vec{v}_k}{w_k}; (\vec{v}_k, w_k) \in \mathcal{M} \right\}. \quad (6)$$

where *conv* denotes the the convex hull. Rational balls for some chamfer masks are illustrated in Figure 1.

The rational ball \mathcal{B}_R can also be described as the H-representation of polytope with minimal parameters (Normand et al., 2013a): $P = \{x \in \mathbb{Z}^n; Ax \leq y\}$ such that

$\forall k \in [1 \dots f], \exists x \in P \quad A_k x = y_k$.¹ f is the number of rows in A and the number of facets in \mathcal{B}_R , and is thus related to $|\mathcal{M}|$.

The distance between two points a and b in \mathbb{Z}^n for a chamfer mask is the length shortest path between a and b on a weighted graph $G = (V, E)$ where the vertices are grid points and there is a (weighted) edge between two points if their difference is a vector $\vec{v} \in \mathcal{M}$ (the edge is weighted by the associated vector weight) (Borgefors, 1986). Since weights are positive integers (see Def. 3), distance values are *scaled* by the weight of the first vector ($(1, 0, \dots, 0)^T$ by convention). Hence, using masks defined in Fig. 1, $\frac{1}{3} \cdot d_{\mathcal{M}_{3-4}}(a, b)$ and $\frac{1}{5} \cdot d_{\mathcal{M}_{5-7-11}}(a, b)$ are approximations of $d_{L_2}(a, b)$.

From Normand and Évenou (2009), an important result for distance computation can be summarized as follows:

Proposition 1 (Direct Distance Computation) Given a chamfer mask \mathcal{M} induced by a norm and (A, y) its minimal parameter H-representation, then for any $a \in \mathbb{Z}^n$, the chamfer distance of a from the origin is

$$d_{\mathcal{M}}(O, a) = \max_{1 \leq k \leq f} \{A_k a^T\}. \quad (7)$$

¹ A_k being the k^{th} row of A .

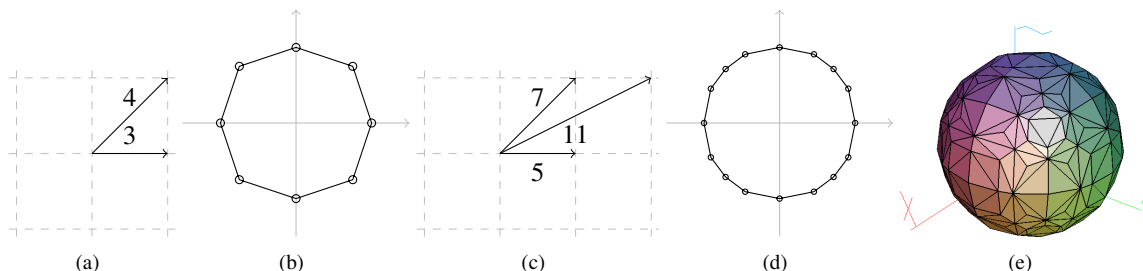


Figure 1: Chamfer masks and rational balls: in dimension 2, generator vectors for the mask \mathcal{M}_{3-4} (a), its rational ball (b). Generator vectors for \mathcal{M}_{5-7-11} (c) and its rational ball (d). In dimension 3, rational ball of a chamfer mask obtained using generator vectors $(x, y, z) \in \llbracket -3, 3 \rrbracket^3$ and weights computed following Fouard and Malandain (2005).

Among path-based digital metric, (weighted) neighborhood sequences have been proposed to have better approximation of the Euclidean metric from sequences of elementary chamfer masks (Rosenfeld and Pfaltz, 1966; Mukherjee et al., 2000; Strand, 2008; Normand et al., 2013a). A key result has been demonstrated by Normand et al. (2013a) stating that for such distance functions, a minimal parameter polytope representation exists and that distances can be obtained from an expression similar to (7):

$$d(O, a) = \max_{1 \leq k \leq f} \{f_k(A_k a^T)\}, \quad (8)$$

f_k being some integer sequence characterizing the neighborhood sequence metric. In the following and for the sake of simplicity, we describe our algorithms focusing on chamfer norms but similar results can be obtained for more generic path-based metrics such as neighborhood sequences.

3. Separable distance transformation

3.1. Voronoi map from separable approach and metric conditions

Several authors have described optimal in time and separable techniques to compute error-free Voronoi maps or distance transformations for L_2 and L_p metrics (Breu et al., 1995; Hirata, 1996; Meijster et al., 2000; Maurer et al., 2003). Separability means that computations are performed dimension by dimension. In the following, we consider the *Voronoi Map* approach as defined by Breu et al. (1995). Let us first define an hyper-rectangular image $I_X : [1..N_1] \times \dots \times [1..N_n] \rightarrow \{0, 1\}$ such that $I_X(a) = 1$

for $a \in [1..N_1] \times \dots \times [1..N_n]$ iff $a \in X$ ($I_X(a) = 0$ otherwise). The separable algorithm that computes the Voronoi Map for I_X is defined in Algorithm 1. First, the Voronoi map is initialized by processing each span² of the input image along the first dimension in order to create independent 1D Voronoi maps for the metric (lines 5 – 6). Then, for each further dimension, the partial Voronoi map Π_X is updated using one dimensional independent processes on each span along the q^{th} dimension (line 8). Algorithm 2 describes the function VORONOIMAPSPAN. This function is the core of the separable algorithm as it defines the 1D processes to perform on each row, column and higher dimensional image span. In this process, metric information are embedded in the following key predicates (see Fig. 2):

1. CLOSEST(a, b, c): given three points $a, b, c \in \mathbb{Z}^n$ this predicate returns true if $d(a, b) < d(a, c)$;
2. HIDDENBY(a, b, c, S): given three points $a, b, c \in \mathbb{Z}^n$ such that $a_q < b_q < c_q$ ³ and a 1D image span S , this predicates returns true if there is no $s \in S$ such that

$$d(b, s) < d(a, s) \text{ and } d(b, s) < d(c, s). \quad (9)$$

In other words, HIDDENBY returns true if and only if the Voronoi cells of sites a and c *hide* the Voronoi cell of b along S . For L_1, L_2 and L_∞ metrics, CLOSEST and HIDDENBY predicates can be computed in $O(n)$ in dimension

²An image span S along the q^{th} direction is a vector of N_q points with same coordinates except at their q^{th} one.

³Subscript a_q denotes the q^{th} coordinate of point $a \in \mathbb{Z}^n$.

Algorithm 1: VORONIMAP(BINARY MAP I_X)

```

1  $\Pi_X$  = empty image, same size as  $I_X$ ;
2 for  $q$  in  $\{1 \dots n\}$  do
3   for  $(x_1, \dots, x_{q-1}, x_{q+1}, \dots, x_n)$  in
4      $[1..N_1] \times \dots \times [1..N_{q-1}] \times [1..N_{q+1}] \dots \times [1..N_n]$  do
5        $S = \{s^i\}_{i \in [1..N_q]}$  where  $s^i = (x_1, \dots, x_{q-1}, i, x_{q+1}, \dots, x_n)$ ;
6       // all the coordinates are fixed in  $S$ 
7       // except the  $q^{\text{th}}$  one
8       if  $q == 1$  then
9         //  $\Pi_X$  is initialized span by span
10         $\Pi_X = \Pi_X \cup \text{VORONIMAPSPAN}(I_X, q, S)$ ;
11      else
12        //  $\Pi_X$  is updated along span  $S$ 
13         $\Pi_X = \text{VORONIMAPSPAN}(\Pi_X, q, S)$ ;
14    return  $\Pi_X$ 

```

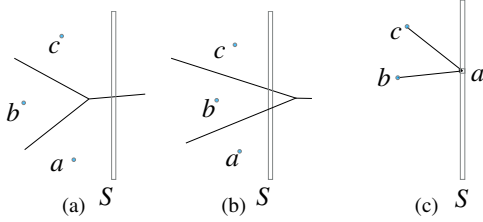


Figure 2: Geometrical predicates for Voronoi map construction: $\text{HIDDENBY}(a, b, c, S)$ returns true in (a) and false in (b) (straight segments correspond to Voronoi diagram edges). (c) illustrates the $\text{CLOSEST}(a, b, c)$ predicate for $c \in S$.

n (Breu et al., 1995; Maurer et al., 2003). Hence, Algorithm 2 is in $O(n \cdot N_q)$ for the dimension q , leading to an overall computational time for the Voronoi Map (Algorithm 1) and Distance Transformation computations in $\Theta(n^2 \cdot N^n)$ (if we assume that $\forall q \in [1 \dots n], N_q = N$). Note that for L_p metrics, we can derive a $\Theta(n \cdot N^n)$ as suggested in Hirata (1996); Meijster et al. (2000) using the following observation: when evaluating the CLOSEST predicates in line 21 of Algorithm 2, we compare distances along the 1-D span of dimension q . If we store the partial power p of the distance to the closest site a for each grid point y for previous dimensions (*i.e* the sum $\sum_1^{q-1} (a-y)^p$), such distance comparisons can be obtained in $O(1)$. Similar arguments can be used for the HIDDENBY predicates of line 16, leading to the overall computational cost in $\Theta(n \cdot N^n)$.

Algorithm 2: VORONIMAPSPAN(MAP \mathcal{M}_X , DIMENSION q , 1D SPAN S)

```

Data:  $q$  is an integer in  $\{1 \dots n\}$ ;
 $S$  is a 1D span along dimension  $q$ , with points  $\{s^1, \dots, s^{N_q}\}$ 
sorted by their  $q^{\text{th}}$  coordinate;
 $\mathcal{M}_X$  is either a binary map if  $q = 1$  or a partial Voronoi Map.
Result: Partial Voronoi map  $\Pi_X$  updated along  $S$ .
1 if  $q == 1$ ; // Special case for the first dimension
2 then
3    $\Pi_X$  = empty image, same size as  $\mathcal{M}_X$ ;
4    $k = 0$ ;
5   foreach point  $s$  in  $S$  do
6     if  $\mathcal{M}_X(s) == 0$  then // if  $s \in \mathbb{Z}^n \setminus X$ 
7        $L_S[k] = s$ ;
8       //  $L_S$  = list of the sites visible on  $S$ 
9        $k++$ ;
10  else
11     $\Pi_X = \mathcal{M}_X$ ;
12     $L_S[0] = \mathcal{M}_X(s^1)$ ;
13     $L_S[1] = \mathcal{M}_X(s^2)$ ;
14     $k = 2, l = 3$ ;
15    // Update the list  $L_S$ 
16    while  $l \leq N_q$  do
17       $w = \mathcal{M}_X(s^l)$ ;
18      while  $k \geq 2$  and  $\text{HIDDENBY}(L_S[k-1], L_S[k], w, S)$  do
19        //  $L_S[k]$  is no longer visible, unstack
20         $k--$ ;
21       $k++ ; l++$ ;
22       $L_S[k] = w$ ;
23  foreach point  $s$  in  $S$  by increasing  $q^{\text{th}}$  coordinate do
24    while  $(k < |L_S|)$  and  $\text{CLOSEST}(s, L_S[k+1], L_S[k])$  do
25      //  $s$  is closer to  $L_S[k+1]$ , look further
26       $k++$ ;
27     $\Pi_X[s] = L_S[k]$ ;
28  return  $\Pi_X$ 

```

Hirata (1996) or Maurer et al. (2003) discussed about conditions on the metric d to ensure that Algorithm 2 is correct. The key property can be informally described as follows: given two points $a, b \in \mathbb{Z}^n$ such that $a_q < b_q$ and a straight line l along the q^{th} direction and if we denote by $v_l(a)$ (resp. $v_l(b)$) the intersection between the Voronoi cell of a (resp. b) and l , then $v_l(a)$ and $v_l(b)$ are simply connected Euclidean segments and $v_l(a)$ appears before $v_l(b)$ on l (so called *monotonicity property* by Maurer et al. (2003) and is related to *quadrangle inequality* by Hirata 1996). These contributions are summed up the Definition 5 and Proposition 2.

Definition 5 (Axis symmetric ball norm) A metric d induced by a norm whose unit ball is symmetric with respect to grid axes is called axis symmetric ball norm.

Proposition 2 (Metric conditions (Hirata, 1996))
Algorithm 1 exactly computes the Voronoi Map Π_X of a binary input image I_X for any axis symmetric ball norm.

Proposition 2 implies that most chamfer norms and neighborhood sequence based norms can also be considered in separable Algorithm 1 (see Fig. 3). However, note that Algorithm 2, and as a by-product Algorithm 1, are exact only if the distance comparison predicate is exact, i.e. if we can compare two distances, through the CLOSEST and HIDDENBY predicates, without error.

Furthermore, computational efficiency of the algorithm requires the design of efficient algorithmic tools to implement these predicates, and this the purpose of the next sections.

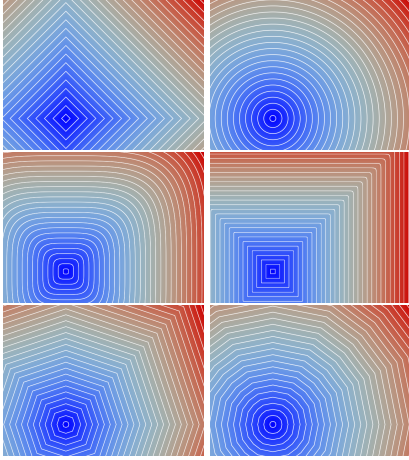


Figure 3: Distance transformation from a single source for different metrics satisfying Definition 5 and thus Proposition 2: (from left to right) L_1 , L_2 , L_4 , L_{80} , \mathcal{M}_{3-4} and \mathcal{M}_{5-7-11} .

3.2. Generic predicates and Complexity analysis for axis symmetric ball norms

We first detail the overall computational cost of Algorithms 2 and 1. We assume in the following that $\forall q \in [1 \dots n]$, $N_q = N$.

Lemma 1 (Coeurjolly 2014) Let (\mathbb{Z}^n, F, d) be a metric space induced by a norm with axis symmetric unit ball. If C denotes the computational cost of CLOSEST predicate and H is the computational cost of the HIDDENBY predicate, then Algorithm 2 is in $O(N \cdot (C + H))$, leading to a complexity of $O(n \cdot N^n \cdot (C + H))$ for Algorithm 1.

For a given axis symmetric ball norm d , we first define generic Algorithms 3, 4 and 5. Note that these algorithms are valid for any dimension n . The computational cost of the CLOSEST predicate is simply the one of a distance evaluation. As a first approach, Algorithms 4 and 5 show that the HIDDENBY predicate can be obtained by a binary search on the 1D image span S to localize the abscissa of Voronoi edges of sites $\{a, b\}$ and $\{b, c\}$ (see Fig. 4).

Algorithm 3: Generic CLOSESTND($a, b, c \in \mathbb{Z}^n$).

```
1 return  $d(a, b) < d(a, c)$ ;
```

Algorithm 4: Generic VORONOIEDGE($a, b, s^i, s^j \in \mathbb{Z}^n$)

with $i < j$, $a_q < b_q$.

```
1 if  $(j - i = 1)$  then
2   if  $i = 1$  and CLOSEST( $s^i, b, a$ ) then
3     return  $-\infty$ ;
4   if  $i = N_i$  and CLOSEST( $s^i, a, b$ ) then
5     return  $\infty$ ;
6   return  $i$ ;
7 mid =  $i + (j - i) / 2$ ;
8 if CLOSEST( $s^{mid}, a, b$ ) then
9   //  $s^{mid}$  closer to a
10  return VORONOIEDGE( $a, b, s^{mid}, s^j$ )
11 else
12  //  $s^{mid}$  closer to b
13  return VORONOIEDGE( $a, b, s^i, s^{mid}$ )
```

Algorithm 5: Generic HIDDENBY($a, b, c \in \mathbb{Z}^n$; S in the q^{th}

direction) with $a_q < b_q < c_q$.

```
1  $v_{ab} = \text{VORONOIEDGE}(a, b, s^1, s^{N_q})$ ;
2  $v_{bc} = \text{VORONOIEDGE}(b, c, s^1, s^{N_q})$ ;
3 return  $(v_{ab} > v_{bc})$ ;
```

The complexity H of Algorithm 5 can be expressed as a function of the complexity C of Algorithm 3, leading to

the general result below:

Lemma 2 (Coeurjolly 2014) *Let \mathcal{M} be a chamfer norm with axis symmetric unit ball in dimension n whose rational ball has f facets, Algorithm 1 can be implemented with a computational complexity of $O(n \cdot N^n \cdot C \cdot \log N)$, where N^n is the size of the image.*

3.3. L_p metric case

As a direct consequence of Lemma 1, we briefly derive computational costs for L_p metrics. For such metrics, the CLOSEST and HIDDENBY predicates are in $O(n)$ for $p = \{1, 2, \infty\}$ with exact integer only computations (Maurer et al., 2003; Meijster et al., 2000). We thus have distance transformation algorithms in $\Theta(n^2 \cdot N^n)$.

For $p \in \mathbb{R}$, $p \geq 1$, we can use approximations of the evaluation of distances on IEEE 754 *double* and then consider the Generic HIDDENBY predicate in $O(n \cdot \log N)$ (Alg. 5). As predicates being based on floating point computations, numerical issues may occur but we have an $O(n \cdot N^n \cdot \log N)$ distance transformation algorithm (L_p inexact predicates in Table 1). If $p \in \mathbb{Z}$, $p \geq 3$, we use exact integer number based computations of distances storing sum of power p quantities (which can be computed in $O(n \cdot \log p)$ thanks to exponentiation by squaring). The HIDDENBY predicate is also based on Algorithm 5, leading to an $O(n \cdot N^n \cdot \log p \cdot \log N)$ distance transformation algorithm (L_p exact predicates in Table 1).

Although similar approaches could be contemplated for other path-based metrics, in the following we focus on chamfer norms. Section 4 focuses on dimension 2 while Section 5 tackles the problem in higher dimensions.

4. Sublinear algorithm in dimension 2 for chamfer norms

Let us consider a 2D chamfer norm \mathcal{M} with m weighted vectors (note that $f := |\mathcal{B}_R| = m$ in 2D). We suppose that vectors $\{\vec{v}^k\}_{k=1..m}$ are sorted counterclockwise. We define a wedge as a pair $(\vec{v}^k, \vec{v}^{k+1})$ of vectors. To each wedge is associated a row A_k in the matrix A of the minimal H-representation of \mathcal{B}_R (A_k can also be seen as a non-unitary-normal vector to \mathcal{B}_R facets (Normand and Évenou, 2009)). Using similar notations, Thiel (2001)

and Strand (2008) demonstrated that the distance evaluation of point a can be obtained in two steps: first, we compute the wedge $(\vec{v}^k, \vec{v}^{k+1})$ a belongs to. Then,

$$d_{\mathcal{M}}(O, a) = A_k \cdot a^T. \quad (10)$$

Lemma 3 (Coeurjolly 2014) *Given a chamfer norm \mathcal{M} in dimension 2 with m vectors, the distance computation and thus the CLOSEST predicate are in $O(\log m)$.*

Lemma 4 extends this results to higher dimensions. To optimize the HIDDENBY predicate, we need to focus on the VORONIEDGE function. Given two points a and b ($a_q < b_q$) and a 1D image span S along the q^{th} dimension, we have to find the abscissa $e_q \in \mathbb{Z}$ of the point $e \in \mathbb{Z}^n$ on S such that all the points of S of abscissa lower than e_q are in the Voronoi cell of a while all the points with a greater abscissa are in the Voronoi cell of b . Let us first suppose that we do not know e but we know the wedge $(\vec{v}^k, \vec{v}^{k+1})$ (resp. $(\vec{v}^j, \vec{v}^{j+1})$) the vector $(e - a)^T$ (resp. $(e - b)^T$) belongs to (see Fig. 4-(c)). In this situation, we know that e is the solution of

$$A_k \cdot (e - a)^T = A_j \cdot (e - b)^T, \quad (11)$$

(since $e \in S$, we have one linear equation with only one unknown e_i). As a consequence, if we know the two wedges the Voronoi edge belongs to, we have the abscissa in $O(1)$ (see Algorithm 6 and Fig. 4-(c)).

Algorithm 6: 2D chamfer norm VORONIEDGE($a, b \in \mathbb{Z}^2$, span S , chamfer norm $\mathcal{M} = \{\vec{v}^k\}_{k=1..m}$).

- 1 $(\vec{v}^k, \vec{v}^{k+1}) = \text{VORONIEDGEWEDGE}(a, b, \vec{v}^1, \vec{v}^m, S)$;
 - 2 $(\vec{v}^j, \vec{v}^{j+1}) = \text{VORONIEDGEWEDGE}(b, a, \vec{v}^1, \vec{v}^m, S)$;
 - 3 Compute the abscissa e_q of the point e such that
 $A_k \cdot (e - a)^T = A_j \cdot (e - b)^T$;
 - 4 **return** e_q ;
-

To obtain both wedges, we use a binary search similar to Algorithm 4: Algorithm 7 returns the wedge associated with a containing the Voronoi edge with respect to b . Applying this algorithm to obtain the wedge associated with b with respect to a defines Algorithm 6. The binary search shrinks the set of vectors $\{\vec{v}^i, \dots, \vec{v}^j\}$ to end up with a wedge $(\vec{v}^k, \vec{v}^{k+1})$ such that the intersection point between the straight line $(a + \vec{v}^k)$ and S is in the Voronoi cell of b and such that the intersection between $(a + \vec{v}^{k+1})$ and

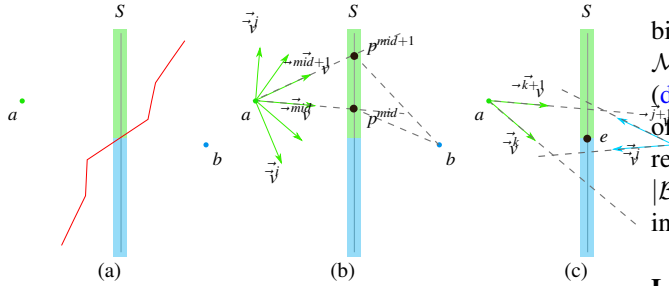


Figure 4: VORONIEDEGEWEDGE and VORONIEDEGE: (a) initial problem, we want to compute the intersection between S and the Voronoi edge of a and b (in red). (b) an internal step of VORONIEDEGEWEDGE to reduce the set of directions of \mathcal{M} at a (here the next recursive call will be on $(\vec{v}^i, \vec{v}^{mid})$). (c) final step of VORONIEDEGE where both wedges have been obtained and thus e can be computed.

S is in the Voronoi cell of a (see Fig. 4–(c)). Algorithm 7 thus first computes the intersection points associated with a wedge $(\vec{v}^{i+(j-i)/2}, \vec{v}^{i+(j-i)/2+1})$ (lines 5 – 6); evaluates the distances at these points (lines 7 – 10) and then decides which set $\{\vec{v}^i, \dots, \vec{v}^{i+(j-i)/2}\}$ or $\{\vec{v}^{i+(j-i)/2}, \dots, \vec{v}^j\}$ has to be considered for the recursive call (lines 14 – 20 and Fig. 4–(b)).

Theorem 1 (Coeurjolly 2014) *Let \mathcal{M} be a 2D chamfer norm with axis symmetric unit ball and m weighted vectors, then we have: (i) Algorithm 6 is in $O(\log^2 m)$; (ii) Algorithm 2 (with predicates from Algorithm 6 and Lemma 3), computes a Voronoi map Π_X and thus the distance transformation of X for metric $d_{\mathcal{M}}$ in $O(\log^2 m \cdot N^2)$.*

In the next section, we extend all these results to higher dimension. First, we use the combinatorics of the rational ball to design an efficient CLOSEST predicate. Then, we show that the 2D VORONIEDEGE principle naturally arises in the nD case.

5. Distance transformation algorithm in higher dimension for chamfer norms

5.1. CLOSEST predicate and first results

Let us consider a general chamfer norm in arbitrary dimension n . First, let us discuss about chamfer mask com-

binatorics. If m denotes the number of weighted vectors of \mathcal{M} , its rational ball \mathcal{B}_R has $O(m^{\lfloor \frac{n}{2} \rfloor})$ i -facets ($0 \leq i \leq d$) (de Berg et al., 2000). If we denote by f the number of $(n-1)$ -facets of \mathcal{B}_R (i.e. number of row in the H-representation of \mathcal{B}_R), we have by duality the result that $|\mathcal{B}_R| = O(f^{\lfloor \frac{n}{2} \rfloor})$. As a consequence, we have the following distance evaluation result:

Lemma 4 *Let \mathcal{M} be a chamfer norm whose rational ball \mathcal{B}_R has f $(n-1)$ -facets in dimension n , then distance computation and thus CLOSEST predicate are in (amortized) $O(n + \log f)$ with $O\left(\frac{f^{\lfloor \frac{n}{2} \rfloor}}{(\log f)^{\lfloor \frac{n}{2} \rfloor - \delta}}\right)$ space and preprocessing time⁴.*

Proof:. Similarly to the 2D case, the distance $d_{\mathcal{M}}(O, a)$ for $a \in \mathbb{Z}^n$ is given by first solving a ray-shooting problem on convex polytopes which consists in first computing the $(n-1)$ -facet of \mathcal{B}_R pierced by the ray (O, a) . Once the facet is obtained, the associated A_k row is used to evaluate $d_{\mathcal{M}}(O, a) = A_k \cdot a^T$ in $O(n)$. Following Matousek and Schwarzkopf (1993), such a ray-shooting query on convex polytopes can be solved in $O(\log f)$ thanks to a preprocessing in $O\left(\frac{f^{\lfloor \frac{n}{2} \rfloor}}{(\log f)^{\lfloor \frac{n}{2} \rfloor - \delta}}\right)$. In the case when the ray hits a facet of dimension strictly lower than $n-1$, the algorithm returns one of the adjacent $(n-1)$ -facets. Propositions 3 and 4 from Normand and Évenou (2009) ensure that the choice of any $(n-1)$ -facet leads to the same distance evaluation. Please note also that the preprocessing time is roughly equivalent to the convex hull computation in higher dimension which is in $O(f^{\lfloor \frac{n}{2} \rfloor})$. Hence, preprocessing for ray-shooting can be done while computing the rational ball \mathcal{B}_R using Eq. (6). \square

Algorithm 4 being valid in any dimension, we can use Corollary 2 to straightforwardly obtain the result below:

Corollary 1 *Let \mathcal{M} be a chamfer norm whose rational ball \mathcal{B}_R has f $(n-1)$ -facets in dimension n , separable exact Voronoi Map Π_X can be obtained in $O(n \cdot N^n \cdot \log N \cdot (n + \log f))$, thanks to a preprocessing in $O\left(\frac{f^{\lfloor \frac{n}{2} \rfloor}}{(\log f)^{\lfloor \frac{n}{2} \rfloor - \delta}}\right)$.*

⁴ δ is an arbitrarily small positive constant.

However, we show below that we can still expect faster `VORONOIEDGE` function even in higher dimension.

5.2. Improved `HIDDENBY` predicate algorithm

In dimension 2, we have shown that Algorithm 7 enables to lower down the complexity from a logarithmic factor on the size N of the image to a logarithmic factor on the size m of the mask. To do so, binary search is performed on a set of vectors (denoted by \vec{v}^{mid} and \vec{v}^{mid+1}) going from a point a to a span S .

In order to use the same process in higher dimension, it is interesting to notice that, whatever the dimension n , these vectors are still well defined and lie in the smallest affine subspace containing a and S , which is a one-dimensional flat. In the general case where a does not lie on S , this is actually always a 2-flat (see Fig. 5). The intersection of this 2-flat with the rational ball \mathcal{B}_R is a polygon, the vertices of which could be used to define \vec{v}^{mid} and \vec{v}^{mid+1} vectors of Algorithm 7. However, computing this polygon comes down to intersecting a n -polytope with $n-2$ hyperplanes. By duality, each of these operations is equivalent to a convex hull computation, with a complexity of $\mathcal{O}(f^{\lfloor n/2 \rfloor})$ (Chazelle, 1993; Bajaj and Pascucci, 1996). As a consequence, in order to make the approach efficient, we must avoid to compute explicitly this intersection.

This is achieved by rewriting the `VORONOIEDGEWEDGE` function as presented in Algorithm 8. Recall that the goal of this function is to find the $n-1$ -facet (wedge) of \mathcal{B}_R pierced by the vector \vec{v} such that the point $(a + \vec{v}) \cap S$ is on the bisector of a and b . Let us give some notations. Let \mathcal{P} be the 2-flat defined by S and a . We denote by $\mathcal{F}_{\vec{v}}^a$ the result of the ray shooting of vector $a + \vec{v}$ on the rational ball \mathcal{B}_R centered in a . $A_{\mathcal{F}}$ denotes the row of matrix A^5 corresponding to the $n-1$ facet $\mathcal{F}_{\vec{v}}^a$.

The algorithm computes two vectors v_i and v_j of \mathcal{P} such that $e_i = (a + v_i) \cap S$ belongs to the Voronoi cell of a , $e_j = (a + v_j) \cap S$ to the Voronoi cell of b and $\mathcal{F}_{\vec{v}_i}^a = \mathcal{F}_{\vec{v}_j}^a$. Note that, contrary to Algorithm 7 vectors v_i, v_j are not necessarily chamfer vectors anymore, but by construction, they always lie in \mathcal{P} . Finally, the boolean `a-IS-LOW` is true when s^1 is in a 's Voronoi cell, false otherwise.

Two invariants are maintained in Algorithm 8 : (i) e_i is lower than e_j on span S ($e_{iq} < e_{jq}$) ; (ii) if `a-IS-LOW` is true, e_i is in a 's Voronoi cell, e_j in b 's Voronoi cell, and conversely if `a-IS-LOW` is false.

The first test on line 1 ends the recursive call when the wedge of the bisector has been found. If the test on line 5 is true, the recursion ends: indeed, in this case, points $\lfloor e_{iq} \rfloor$ and $\lceil e_{jq} \rceil$ are successive points of S , and from invariants (i) and (ii), we know that $\lfloor e_{iq} \rfloor$ lies in the same Voronoi cell as e_i , and $\lceil e_{jq} \rceil$ in the same Voronoi cell as e_j , which are different by invariant (ii) and precondition of Algorithm 9. In this case, the intersection between the bisector and S is actually equal to $\lfloor e_{iq} \rfloor$. Lines 8 – 23 of the algorithm is the core of the binary search process: vector \vec{v} is defined as the bisector of \vec{v}_i and \vec{v}_j and we test whether the intersection between the line $(a + \vec{v})$ and S lies in the Voronoi cell of a or b .

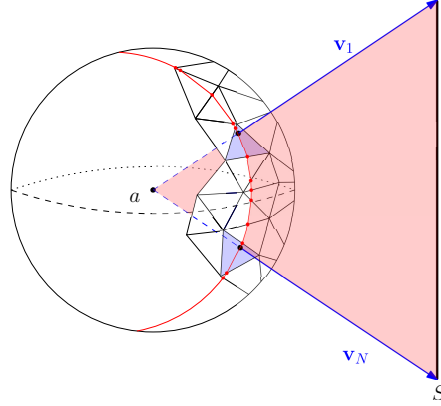


Figure 5: Vectors \vec{v}_i lie in a 2-flat defined by S and a , in light red. The distance $d_{\mathcal{M}}$ between a point on S and a is computed via a ray shooting that returns the $n-1$ -facet of \mathcal{B}_R traversed by the ray : the facets $\mathcal{F}_{\vec{v}_1}^a$ and $\mathcal{F}_{\vec{v}_N}^a$ are depicted in light blue.

The nD variant of the `VORONOIEDGE` function (Algorithm 6) is then pretty straightforward : first, lines 1 to 9 are dedicated to the initialization of the boolean `a-IS-LOW` ; then it is enough to call the `VORONOIEDGEWEDGEND` function and replace the wedge $(\vec{v}^k, \vec{v}^{k+1})$ by its nD counterpart \mathcal{F}_k .

Corollary 2 *Let \mathcal{M} be a chamfer norm in dimension n whose rational ball \mathcal{B}_R has $f(n-1)$ -facets. Let W be the computational time complexity of the*

⁵recall that A is the matrix of the minimal H-representation of \mathcal{B}_R .

VORONOIEDGEWEDGEND function. Then, the separable exact Voronoi Map can be obtained in (amortized) $O(n \cdot N^n \cdot (n + \log f + W))$ with a $O\left(\frac{f^{\lfloor \frac{n}{2} \rfloor}}{(\log f)^{\lfloor \frac{n}{2} \rfloor - \delta}}\right)$ space and preprocessing time. More precisely, the worst-case complexity W being $\mathcal{O}((n + \log f) \cdot \log N)$, this leads to a global (amortized) complexity of $O(n \cdot N^n \cdot \log N \cdot (n + \log f))$ (same preprocessing).

Proof. Following Lemma 1, the generic separable algorithms computes the Voronoi map in $O(n \cdot N^n \cdot (C + H))$. Corollary 4 states that $C = O(n + \log f)$ with a $O\left(\frac{f^{\lfloor \frac{n}{2} \rfloor}}{(\log f)^{\lfloor \frac{n}{2} \rfloor - \delta}}\right)$ space and preprocessing time. Remains to evaluate H , i.e. the complexity of the VORONOIEDGEWEDGEND function. In Algorithm 9, the first eight lines and the verification of the precondition are in $O(C)$ since only distance computations are involved. Lines 10 and 12 are calls to the VORONOIEDGEWEDGEND function, with a complexity in $O(W)$. In the worst case, we have $W = \mathcal{O}((n + \log f) \cdot \log N)$ thanks to the test on line 5. Last, the system to solve in line 13 has only one unknown e_q since e belongs to the one-dimensional span S , with a complexity of $O(1)$. \square \square

Note that in the worst-case, this approach does not improve the result presented in Corollary 1 (using the generic VORONOIEDGE of Algorithm 4). However, in Section 6, we give some experimental insights on a finer analysis of the complexity W under distribution hypothesis.

6. Experimental analysis

6.1. Insights on the complexity in dimension n

The complexity W of Algorithm 9 depends on the number of recursion steps done until the two vectors stab the same $(n - 1)$ -face of the rational ball \mathcal{B}_R . Thus, this complexity depends on the distribution of the chamfer vectors defining \mathcal{B}_R .

Let us denote by P the intersection between the $(n - 1)$ -faces of \mathcal{B}_R and the 2-flat \mathcal{P} (see the red polygon on Fig. 5). Note that \mathcal{P} goes through the center of \mathcal{B}_R . If we assume that the vectors defining \mathcal{B}_R are uniformly distributed on the unit sphere \mathbb{S}^n and that the faces of P are also uniformly distributed on $\mathcal{B}_R \cap \mathcal{P}$, then we can expect that $W = \mathcal{O}((n + \log f) \cdot \log |P|)$. Even if studying

precisely these questions is out of scope of this work, in the following we give insights on both the relevance of these assumptions and the behaviour of $|P|$ in the context of chamfer norms.

6.1.1. Some observations on the distribution hypothesis

Following Thiel (2001) and Fouard and Malandain (2005), a classical way of defining chamfer norms is to consider a set of vectors defined from a subset of Farey sequences. Recall that the Farey sequence \mathcal{F}_m^n of dimension n and order m is defined as follows : $\mathcal{F}_m^n = \{(\frac{x_2}{x_1}, \dots, \frac{x_n}{x_1}), \gcd_{i \in 1..n}(x_i) = 1, 0 \leq x_n \leq x_{n-1} \leq \dots \leq x_1 \leq m\}$. Then a Farey sequence \mathcal{F}_m^n is in bijection with all the points (x_1, \dots, x_n) in \mathbb{Z}^n , $0 \leq x_n \leq \dots \leq x_1 \leq m$ visible from the origin⁶. The vectors \vec{v}_k of a chamfer norm in dimension n can be defined using a subset of a particular \mathcal{F}_m^n : the weights w_k are set so that the rational ball \mathcal{B}_R is convex. By construction, such chamfer masks are norms with axis symmetric unit balls.

Studying the distribution of such sets of vectors is a field of research in itself, and we simply mention below several results relevant to our context.

First, it is well-known from Marklof (2013); Marklof and Strömbergsson (2015) that n -dimensional lattice points visible from the origin have a constant density in \mathbb{R}^n . Moreover, Boca et al. (2000) studied in the 2D case the distribution of the angles of straight lines from the origin through visible points. More precisely, they study the proportion of differences between consecutive angles which are larger than the average: they show that this proportion is smaller than what is expected for a random distribution, and give an explicit formulation of the repartition function. Similar results in higher dimension remain an open question.

These results tend to support the hypothesis of a uniform distribution of the vectors of \mathcal{B}_R , but the question of the distribution of the faces of the polygon P has not been investigated to our knowledge.

6.1.2. Experimental behaviour of $|P|$

In this part, we investigate the number of faces of P when \mathcal{B}_R is a rational ball defined from Farey Sequences.

⁶A point $p \in \mathbb{Z}^n$ is visible from the origin in \mathbb{Z}^n if there is no point of \mathbb{Z}^n on (Op) between O and p .

The results are presented in Figure 6 and we detail below how the rational balls are generated, how the 2-flats \mathcal{P} are selected, and how the intersection between \mathcal{B}_R and \mathcal{P} is performed.

In the four subfigures of Figure 6, rational balls are defined from Farey sequences:

- In (b-d), the vectors of \mathcal{B}_R are all normalized vectors of a Farey sequence of order m (the higher the order, the greater the number of vertices - and $(n-1)$ -faces - of \mathcal{B}_R). The order of the Farey sequences ranges from 1 to 10 in (b-c), from 1 to 6 in (d);
- in (a), \mathcal{B}_R is computed thanks to the algorithm presented by Fouard and Malandain (2005).⁷ Given a (odd) mask size m , and a maximal error ε , the algorithm computes a subset of vectors of $\mathcal{F}_{\frac{m-1}{2}}$ and weights such that the rational ball \mathcal{B}_R is convex and the error with respect to the optimal theoretical error expected (wrt the Euclidean distance) for this mask size is below ε .

Once the sets of vectors defined, we use Qhull (Barber et al., 1996) to compute both the rational ball itself and its intersection with a 2-flat \mathcal{P} that goes through the center of \mathcal{B}_R . This intersection is performed by randomly picking the coefficients of $n-2$ $(n-1)$ -hyperplanes containing the center of \mathcal{B}_R , and iteratively adding each $(n-1)$ -hyperplane. The vertices of \mathcal{P} are the points lying on all $(n-1)$ -hyperplanes.⁸

For each rational ball, a certain number of cuts is performed: from 1000 in dimension 3 to only 6 in dimension 5 for rational balls obtained from Farey sequences of order 5 and 6 (due to precision issues in Qhull). 95% confidence intervals are depicted for each point (*i.e.* for each rational ball) as error bars, but most of the time too small to be visible on the graphs. Note that this remark suggests that the size of $|\mathcal{P}|$ does not depend on the position of \mathcal{P} , thus supporting the uniform distribution hypothesis discussed in the previous section.

⁷Code is available on the TC18 website www.tc18.org/code_data_set/code.php

⁸Python code used to generate Farey sequences and to compute these graphs is available on http://www.gipsa-lab.fr/~isabelle.sivignon/recherches_en.html.

Analysing these results, we see that $|\mathcal{P}|$ seems to behave as f^α , with $\alpha < 0$ and decreasing when the dimension increases. This suggests that, in practice, the complexity W of Algorithm 9 is expected to be $O((n + \log f) \cdot \log f)$. Similarly to dimension 2 (see Algorithm 6), this approach is expected to lower down the worst case complexity of the computation of the distance transformation for chamfer norms in dimension n from a logarithmic factor on the size N of the image, to a logarithmic factor on the size f of the rational ball.

6.2. Distance transformation in dimension 2

We evaluate the performance of the separable approach to compute distance transformation for chamfer norms. To efficiently implement predicates leading to the sub-quadratic algorithm in dimension 2 (Alg. 6 and 7), we store the chamfer norm weighted vectors \mathcal{M} in a random access container sorted counterclockwise to be able to get the mid-vector \vec{v}^{mid} in $O(1)$. When implementing Algorithms 6 and 7, few special cases have to be taken into account. For instance, we have to handle situations where a, b or c belong to S in Alg. 6 and 7. Furthermore, Eq. (11) has a solution iff $A_k \neq A_j$. Thanks to the geometrical representation of the binary search process (Fig. 4), such special cases are easy to handle. Fig. 7-(a) illustrates some results on a small domain.

To evaluate experimentally the computational cost given in Theorem 1, we generate m random vectors $(x, y)^T$ with $\gcd(x, y) = 1$, setting all weights to one. In Fig. 7-(b-c), we have considered a 2D domain 2048^2 with 2048 random sites. First, we observe that fixing N , the $\log^2 m$ term is clearly visible in the computational cost of the Voronoi map (single thread curve). Bumps in the single thread curve may be due to memory cache issues. Please note that if we consider classical chamfer norm DT from raster scan (and sub-masks), the computational cost is in $O(m \cdot N^2)$ and thus has a linear behavior (green curves in Fig. 7-(b-c)). Since we have a separable algorithm, we can trivially implement it in a multi-thread environment. Hence, on a bi-processor and quad-core (hyper-threading) Intel(R) Xeon(R) cpu (16 threads can run in parallel), we observe a speed-up by a factor 10 (orange curves in Fig. 7-(b-c)).

Implementation of all separable algorithms are publicly available in the DGtal library (`dg`).

7. Conclusion and Discussion

In this article, we have proposed several generic algorithms to efficiently solve the Voronoi map and distance transformation for a large class of metrics. Focusing on chamfer norms, geometrical interpretation of this generic approach allows us to design a first subquadratic algorithm in dimension 2 to compute the Voronoi map. Thanks to separability, parallel implementation of the distance transformation leads to efficient distance computation.

In higher dimensions, we have shown that all results holds: distance function can be evaluated in $O(n + \log m)$ and the binary search described in `VORONOIEDGEWEDGE` can also be extended to n -dimensional chamfer norms.

For the L_2 metric, (additively) weighted voronoi maps, also known as power maps, can be used to solve the reverse distance transformation and medial axis extraction problem using similar separable techniques (Coeurjolly and Montanvert, 2007). A challenging future work would be to extend these results for path-based norms such as chamfer norms.

References

- , . DGTAL: Digital geometry tools and algorithms library. <http://dgtal.org>.
- Bajaj, C.L., Pascucci, V., 1996. Splitting a complex of convex polytopes in any dimension, in: Proceedings of the Twelfth Annual Symposium on Computational Geometry, ACM. pp. 88–97.
- Barber, C.B., Dobkin, D.P., Huhdanpaa, H., 1996. The quickhull algorithm for convex hulls. *ACM Trans. Math. Softw.* 22, 469–483. URL: www.qhull.org, doi:10.1145/235815.235821.
- Boca, F.P., Cobeli, C., Zaharescu, A., 2000. Distribution of lattice points visible from the origin. *Communications in Mathematical Physics* 213, 433–470.
- Borgefors, G., 1986. Distance transformations in digital images. *Computer Vision, Graphics, and Image Processing* 34, 344–371.
- Borgefors, G., Nyström, I., 1997. Efficient shape representation by minimizing the set of centres of maximal discs/sphere. *Pattern Recognition Letters* 18, 465–472.
- Breu, H., Gil, J., Kirkpatrick, D., Werman, M., 1995. Linear time euclidean distance transform algorithms. *IEEE Transactions on Pattern Analysis and Machine Intelligence* 17, 529–533.
- Chazelle, B., 1993. An Optimal Convex Hull Algorithm in Any Fixed Dimension. *Discrete & Computational Geometry* 10, 377–409.
- Coeurjolly, D., 2012. Applications of Discrete Geometry and Mathematical Morphology. Springer-Verlag. volume 7346 of *LNCS*. chapter Volumetric Analysis of Digital Objects Using Distance Transformation: Performance Issues and Extensions.
- Coeurjolly, D., 2014. 2D subquadratic separable distance transformation for path-based norms, in: 18th International Conference on Discrete Geometry for Computer Imagery, Springer. pp. 75–87.
- Coeurjolly, D., Montanvert, A., 2007. Optimal separable algorithms to compute the reverse euclidean distance transformation and discrete medial axis in arbitrary dimension. *IEEE Transactions on PAMI* 29, 437–448.
- Danielsson, P.E., 1980. Euclidean distance mapping. *Computer Graphics and Image Processing* 14, 227–248.
- de Berg, M., van Kreveld, M., Overmars, M., Schwarzkopf, O., 2000. *Computational Geometry*. Springer-Verlag.
- Fouard, C., Malandain, G., 2005. 3-D chamfer distances and norms in anisotropic grids. *Image and Vision Computing* 23, 143–158.
- Hirata, T., 1996. A unified linear-time algorithm for computing distance maps. *Information Processing Letters* 58, 129–133.
- Klette, R., Rosenfeld, A., 2004. *Digital Geometry: Geometric Methods for Digital Picture Analysis*. Series in Computer Graphics and Geometric Modelin, Morgan Kaufmann.

- Marklof, J., 2013. *Fine-Scale Statistics for the Multi-dimensional Farey Sequence*. Springer Berlin Heidelberg. pp. 49–57.
- Marklof, J., Strömbergsson, A., 2015. Visibility and directions in quasicrystals. *International Mathematics Research Notices* 2015, 6588–6617.
- Matousek, J., Schwarzkopf, O., 1993. On ray shooting in convex polytopes. *Discrete & Computational Geometry* 10, 215–232.
- Maurer, C., Qi, R., Raghavan, V., 2003. A Linear Time Algorithm for Computing Exact Euclidean Distance Transforms of Binary Images in Arbitrary Dimensions. *IEEE Trans. Pattern Analysis and Machine Intelligence*, 25pp265–270.
- Meijster, A., Roerdink, J.B.T.M., Hesselink, W.H., 2000. A general algorithm for computing distance transforms in linear time, in: *Mathematical Morphology and its Applications to Image and Signal Processing*, Kluwer. pp. 331–340.
- Mukherjee, J., Das, P.P., Kumar, M.A., Chatterjib, B.N., 2000. On approximating euclidean metrics by digital distances in 2D and 3D. *Pattern Recognition Letters* 21, 573–582.
- Normand, N., Évenou, P., 2009. Medial axis lookup table and test neighborhood computation for 3d chamfer norms. *Pattern Recognition* 42, 2288–2296.
- Normand, N., Strand, R., Évenou, P., 2013a. Digital distances and integer sequences, in: *González-Díaz, R., Jiménez, M.J., Medrano, B. (Eds.), DGCI*, Springer. pp. 169–179.
- Normand, N., Strand, R., Évenou, P., Arlicot, A., 2013b. Minimal-delay distance transform for neighborhood-sequence distances in 2d and 3d. *Computer Vision and Image Understanding* 117, 409–417.
- Ragnemalm, I., 1990. *Contour processing distance transforms*. World Scientific. pp. 204–211.
- Remy, E., Thiel, E., 2002. Medial axis for chamfer distances: computing look-up tables and neighbourhoods in 2D or 3D. *Pattern Recognition Letters* 23, 649–661.
- Rosenfeld, A., Pfaltz, J., 1968. Distance functions on digital pictures. *Pattern Recognition* 1, 33–61.
- Rosenfeld, A., Pfaltz, J.L., 1966. Sequential operations in digital picture processing. *Journal of the ACM* 13, 471–494.
- Strand, R., 2008. *Distance Functions and Image Processing on Point-Lattices With Focus on the 3D Face- and Body-centered Cubic Grids*. Phd thesis. Uppsala Universitet.
- Thiel, E., 2001. *Géométrie des distances de chanfrein*. Ph.D. thesis. Aix-Marseille 2.
- Verwer, B.J.H., Verbeek, P.W., Dekker, S.T., 1989. An efficient uniform cost algorithm applied to distance transforms. *IEEE Transactions on Pattern Analysis and Machine Intelligence* 11, 425–429.

Algorithm 7: VORONOIEDGEWEDGE($a, b \in \mathbb{Z}^2; \vec{v}^i, \vec{v}^j$ in \mathcal{M} ; span S in dimension q), with $i < j$.

```

1 if ( $j - i = 1$ ) then
2   | return  $(\vec{v}^i, \vec{v}^{i+1})$ ;
3 else
4   |  $mid = i + (j - i) / 2$ ;
5   | Let  $p^{mid}$  be the intersection point between  $(a + \vec{v}^{mid})$  and  $S$ ;
6   | Let  $p^{mid+1}$  be the intersection point between  $(a + \vec{v}^{mid+1})$ 
7   |   and  $S$ ;
8   | //  $O(1)$  evaluation of distances w.r.t.  $a$ 
9   |  $d_{p^{mid}}^a = A_{mid} \cdot (p^{mid} - a)^T$ ;
10  |  $d_{p^{mid+1}}^a = A_{mid+1} \cdot (p^{mid+1} - a)^T$ ;
11  | //  $O(\log m)$  evaluation of distances w.r.t.  $b$ 
12  |  $d_{p^{mid}}^b = d_{\mathcal{M}}(b, p^{mid})$ ;
13  |  $d_{p^{mid+1}}^b = d_{\mathcal{M}}(b, p^{mid+1})$ ;
14  | Let  $b_{mid}$  be true if  $d_{p^{mid}}^a < d_{p^{mid}}^b$ ; false otherwise;
15  | Let  $b_{mid+1}$  be true if  $d_{p^{mid+1}}^a < d_{p^{mid+1}}^b$ ; false otherwise;
16  | if  $b_{mid} \neq b_{mid+1}$ ; // we found the Voronoi edge
17  |   wedge
18  |   | then
19  |   | | return  $(\vec{v}^{mid}, \vec{v}^{mid+1})$ ;
20  |   | if  $b_{mid} = b_{mid+1} = \text{true}$ ; // Both points are in  $a$ 's
21  |   |   cell
22  |   |   | then
23  |   |   | | if  $a_q < b_q$  then
24  |   |   | | | return VORONOIEDGEWEDGE( $a, b, \vec{v}^{mid}, \vec{v}^j, S$ );
25  |   |   | | | else
26  |   |   | | | return VORONOIEDGEWEDGE( $a, b, \vec{v}^i, \vec{v}^{mid}, S$ );
27  |   |   | if  $b_{mid} = b_{mid+1} = \text{false}$ ; // Both points are in
28  |   |   |    $b$ 's cell
29  |   |   |   | then
30  |   |   |   | | if  $a_q < b_q$  then
31  |   |   |   | | | return VORONOIEDGEWEDGE( $a, b, \vec{v}^i, \vec{v}^{mid}, S$ );
32  |   |   |   | | | else
33  |   |   |   | | | return VORONOIEDGEWEDGE( $a, b, \vec{v}^{mid}, \vec{v}^j, S$ );

```

Algorithm 8: VORONOIEDGEWEDGEND($a, b \in \mathbb{Z}^n; \vec{v}_i, \vec{v}_j$ in \mathcal{P} ; S along the q^{th} direction; $\mathcal{F}_{\vec{v}_i}, \mathcal{F}_{\vec{v}_j}$; boolean a -IS-LOW)

```

1 if  $\mathcal{F}_{\vec{v}_i} = \mathcal{F}_{\vec{v}_j}$  then
2   | return  $\mathcal{F}_{\vec{v}_i}$ ;
3 else
4   |  $e_i = (a + v_i) \cap S, e_j = (a + v_j) \cap S$ ;
5   | if  $\lceil e_{j,q} \rceil = \lfloor e_{i,q} \rfloor + 1$  then
6   |   | return  $\mathcal{F}_{\vec{v}_i}$ ;
7   |   | else
8   |   | |  $\vec{v} = \frac{\vec{v}_i}{\|\vec{v}_i\|} + \frac{\vec{v}_j}{\|\vec{v}_j\|}$ ;
9   |   | |  $p = (a + \vec{v}) \cap S$ ;
10  |   | | //  $O(n + \log f)$  evaluation of distances
11  |   | |   w.r.t.  $a$  and  $b$ 
12  |   | |  $d_p^a = A_{\mathcal{F}_{\vec{v}}} \cdot (p - a)^T$ ;
13  |   | |  $d_p^b = A_{\mathcal{F}_{(p-b)}} \cdot (p - b)^T$ ;
14  |   | | Let  $IN-a$  be true if  $d_p^a < d_p^b$ ; false otherwise;
15  |   | | if  $IN-a = \text{true}$  then
16  |   | | | if  $a$ -IS-LOW then
17  |   | | | | return
18  |   | | | |   VORONOIEDGEWEDGE( $a, b, \vec{v}, \vec{v}_j, S, \mathcal{F}_{\vec{v}}, \mathcal{F}_{\vec{v}_j}$ )
19  |   | | | | else
20  |   | | | | | return
21  |   | | | |   VORONOIEDGEWEDGE( $a, b, \vec{v}_i, \vec{v}, S, \mathcal{F}_{\vec{v}_i}, \mathcal{F}_{\vec{v}}$ )
22  |   | | | else
23  |   | | | | if  $a$ -IS-LOW then
24  |   | | | | | return
25  |   | | | |   VORONOIEDGEWEDGE( $a, b, \vec{v}_i, \vec{v}, S, \mathcal{F}_{\vec{v}_i}, \mathcal{F}_{\vec{v}}$ )
26  |   | | | | else
27  |   | | | | | return
28  |   | | | |   VORONOIEDGEWEDGE( $a, b, \vec{v}, \vec{v}_j, S, \mathcal{F}_{\vec{v}}, \mathcal{F}_{\vec{v}_j}$ )

```

Algorithm 9: VORONOIEDGEND($a, b \in \mathbb{Z}^n$, span S).

Precondition: the bisector of a and b intersects the span S .

```

// Initialize boolean a-IS-LOW
1 if  $a_q < b_q$  then
2   |  $a\text{-IS-LOW} = \text{true}$ 
3 else
4   | if  $b_q < a_q$  then
5     |  $a\text{-IS-LOW} = \text{false}$ 
6   | else
7     | // Compute Voronoi cell of  $s^1$ .
8     |  $d_{s^1}^a = A_{\mathcal{F}_{(s^1-a)}} \cdot (s^1 - a)^T$ ;  $d_{s^1}^b = A_{\mathcal{F}_{(s^1-b)}} \cdot (s^1 - b)^T$ ;
9     | // set to true if  $s^1$  is in  $a$ 's Voronoi
10    | cell
11    |  $a\text{-IS-LOW} = (d_{s^1}^a \leq d_{s^1}^b)$ ;
12  $\vec{v}_1 = s^1 - a, \vec{v}_N = s^N - a$ ;
13  $\mathcal{F}_k =$ 
14   VORONOIEDGEWEDGEND( $a, b, \vec{v}_1, \vec{v}_N, \mathcal{F}_{\vec{v}_1}, \mathcal{F}_{\vec{v}_N}, S, a\text{-IS-LOW}$ );
15
16  $\vec{v}_1 = s^1 - b, \vec{v}_N = s^N - b$ ;
17  $\mathcal{F}_j =$ 
18   VORONOIEDGEWEDGEND( $b, a, \vec{v}_1, \vec{v}_N, \mathcal{F}_{\vec{v}_1}, \mathcal{F}_{\vec{v}_N}, S, \neg(a\text{-IS-LOW})$ );
19
20 Compute the abscissa  $e_q$  of the point  $e \in S$  such that
21    $A_k \cdot (e - a)^T = A_j \cdot (e - b)^T$ ;
22 return  $e_q$ ;

```

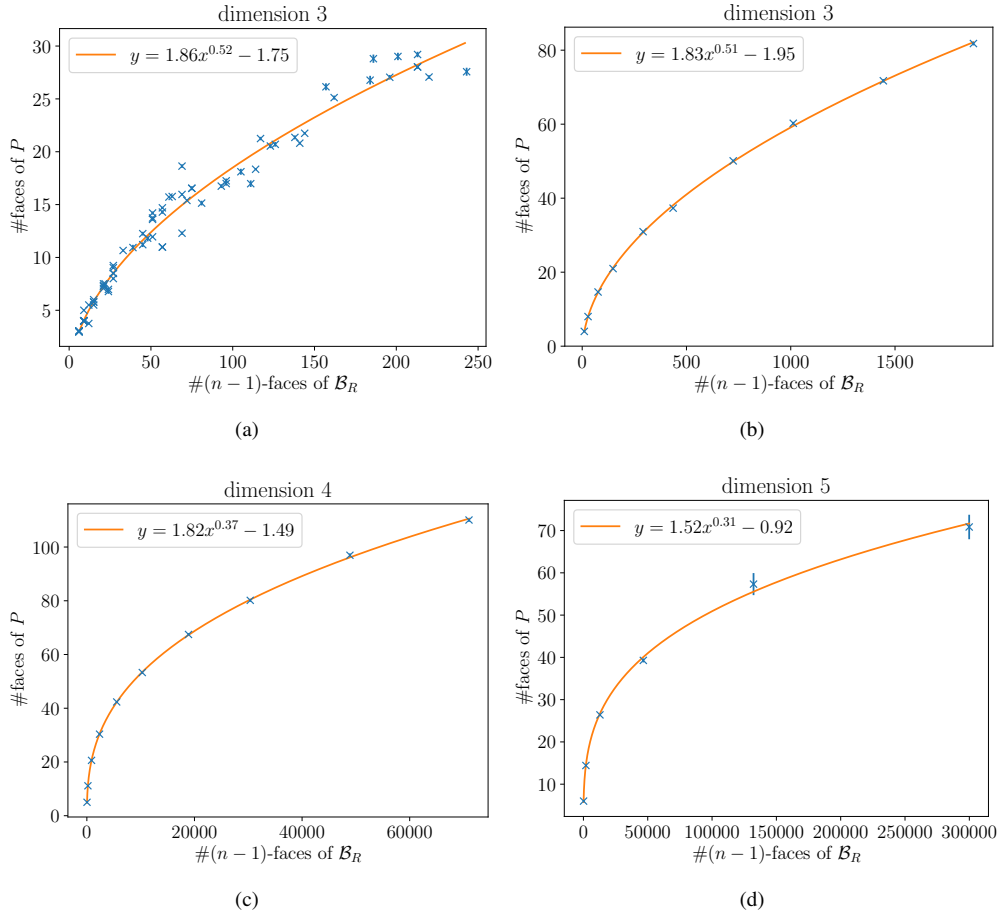
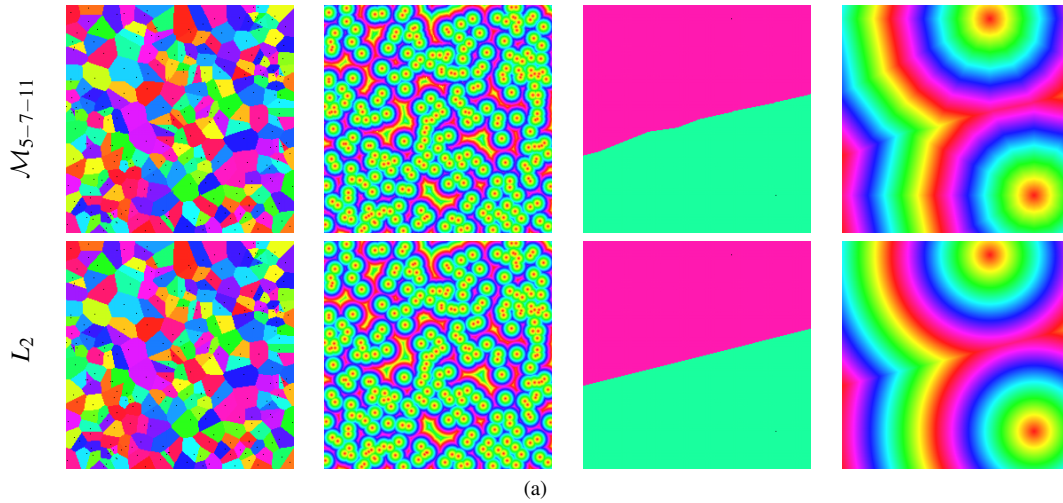
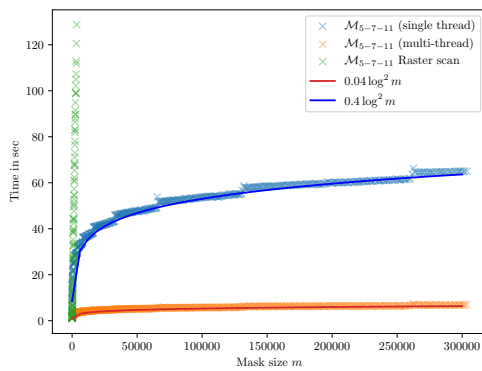


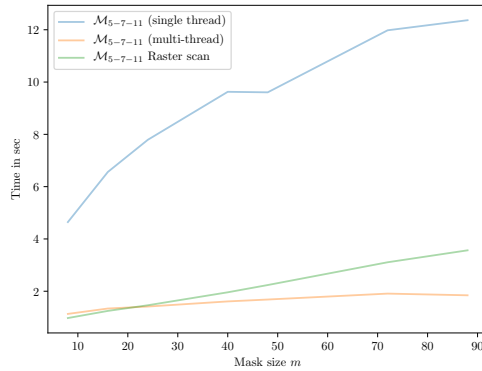
Figure 6: Number of faces of P with respect to the number of $(n-1)$ -faces of \mathcal{B}_R in different settings. In (a), \mathcal{B}_R is a rational ball as computed by [Fouard and Malandain \(2005\)](#) in dimension 3. In (b-c), \mathcal{B}_R is defined from a Farey sequence of given order and dimension, taking all the fractions : (b) dimension 3, for orders between 1 and 10, (c) dimension 4 for order between 1 and 10, (d) dimension 5 for orders between 1 and 6. Each point is the mean of a certain number of random cuts (1000 in dimension 3, 500 in dimension 4, 400 in dimension 5 for orders up to 4, and 6 in dimension 5 for orders 5 and 6.).



(a)



(b)



(c)

Figure 7: (a) Separable Voronoi map and distance transformation for the \mathcal{M}_{5-7-11} and L_2 metrics on a 256^2 domain with 256 and 2 random seeds. (b) Experimental evaluation of the subquadratic algorithm when increasing the mask size on a 2048^2 (zoom in (c)).