



HAL
open science

IKK inhibitory activities of imidazo[1,2-a]pyrazine, imidazo[1,2-a]quinoxaline, imidazo[1,5-a]quinoxaline and pyrazolo[1,5-a]quinoxaline derivatives.

Nour Bou Karroum, Cindy Patinote, Adrien Chouchou, Georges Moarbess, Mona Diab-Assaf, Pierre Cuq, Carine Deleuze-Masquéfa, Issam Kassab, Pierre-Antoine Bonnet

► To cite this version:

Nour Bou Karroum, Cindy Patinote, Adrien Chouchou, Georges Moarbess, Mona Diab-Assaf, et al.. IKK inhibitory activities of imidazo[1,2-a]pyrazine, imidazo[1,2-a]quinoxaline, imidazo[1,5-a]quinoxaline and pyrazolo[1,5-a]quinoxaline derivatives.. 24ème journée des jeunes chercheurs en chimie thérapeutique, Feb 2017, Paris, France. . hal-01997588

HAL Id: hal-01997588

<https://hal.science/hal-01997588v1>

Submitted on 29 Jan 2019

HAL is a multi-disciplinary open access archive for the deposit and dissemination of scientific research documents, whether they are published or not. The documents may come from teaching and research institutions in France or abroad, or from public or private research centers.

L'archive ouverte pluridisciplinaire **HAL**, est destinée au dépôt et à la diffusion de documents scientifiques de niveau recherche, publiés ou non, émanant des établissements d'enseignement et de recherche français ou étrangers, des laboratoires publics ou privés.



Distributed under a Creative Commons Attribution - NonCommercial - NoDerivatives 4.0 International License

Nour Bou Karroum^{1,3}, Cindy Patinote^{1,2}, Adrien Chouchou¹, Georges Moarbess³, Mona Diab-Assaf³, Pierre Cuq¹, Carine Deleuze-Masquéfa¹, Issam Kassab³, Pierre-Antoine Bonnet¹.

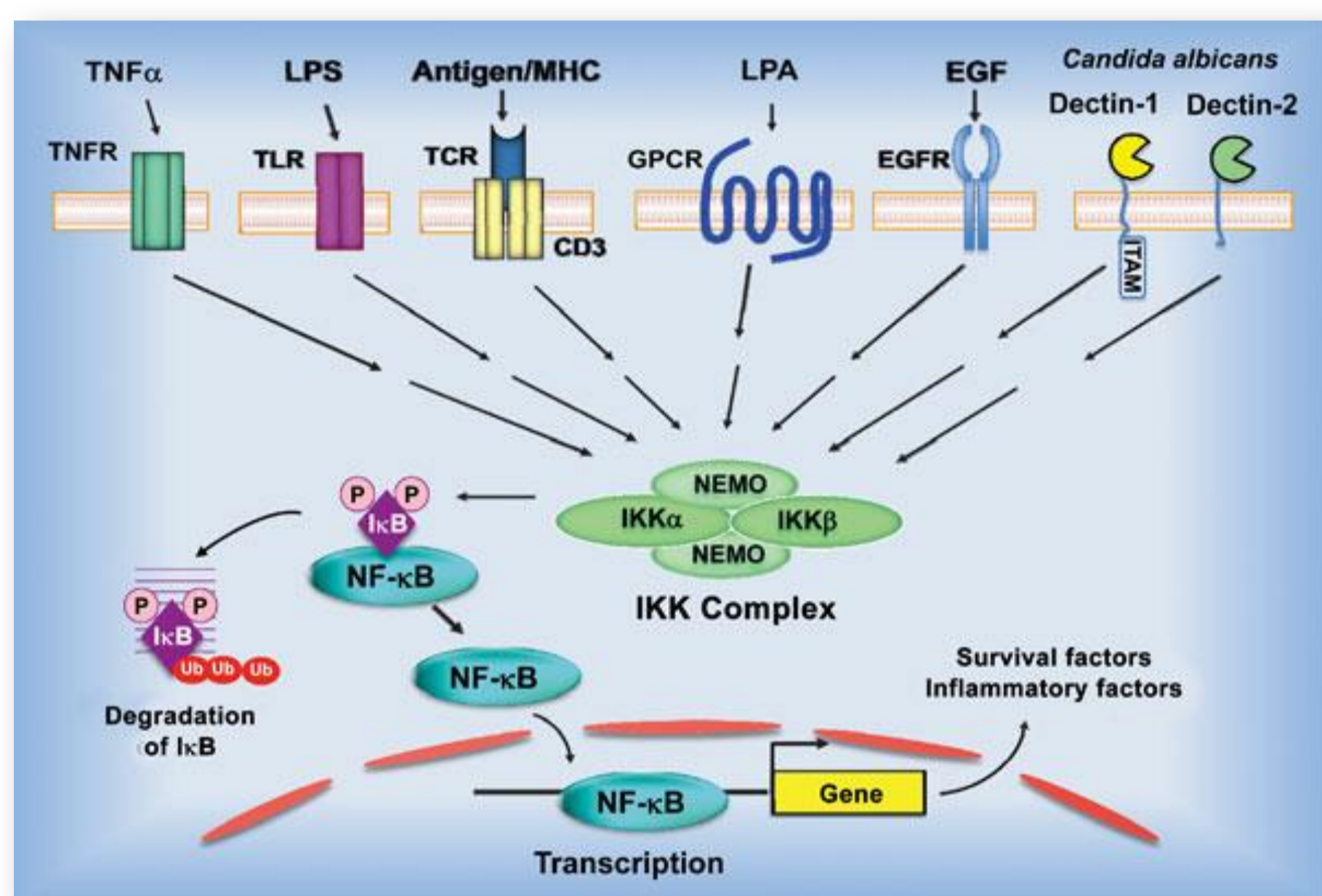
¹Institut des Biomolécules Max Mousseron (IBMM), UMR 5247 F16, CNRS, Université de Montpellier, Faculté de Pharmacie, 15 avenue Charles Flahault, BP 14491, 34093 Montpellier Cedex 5, France.

²Société d'Accélération du Transfert de Technologies (SATT AxLR), CSU, 950 rue Saint Priest, 34090 Montpellier, France.

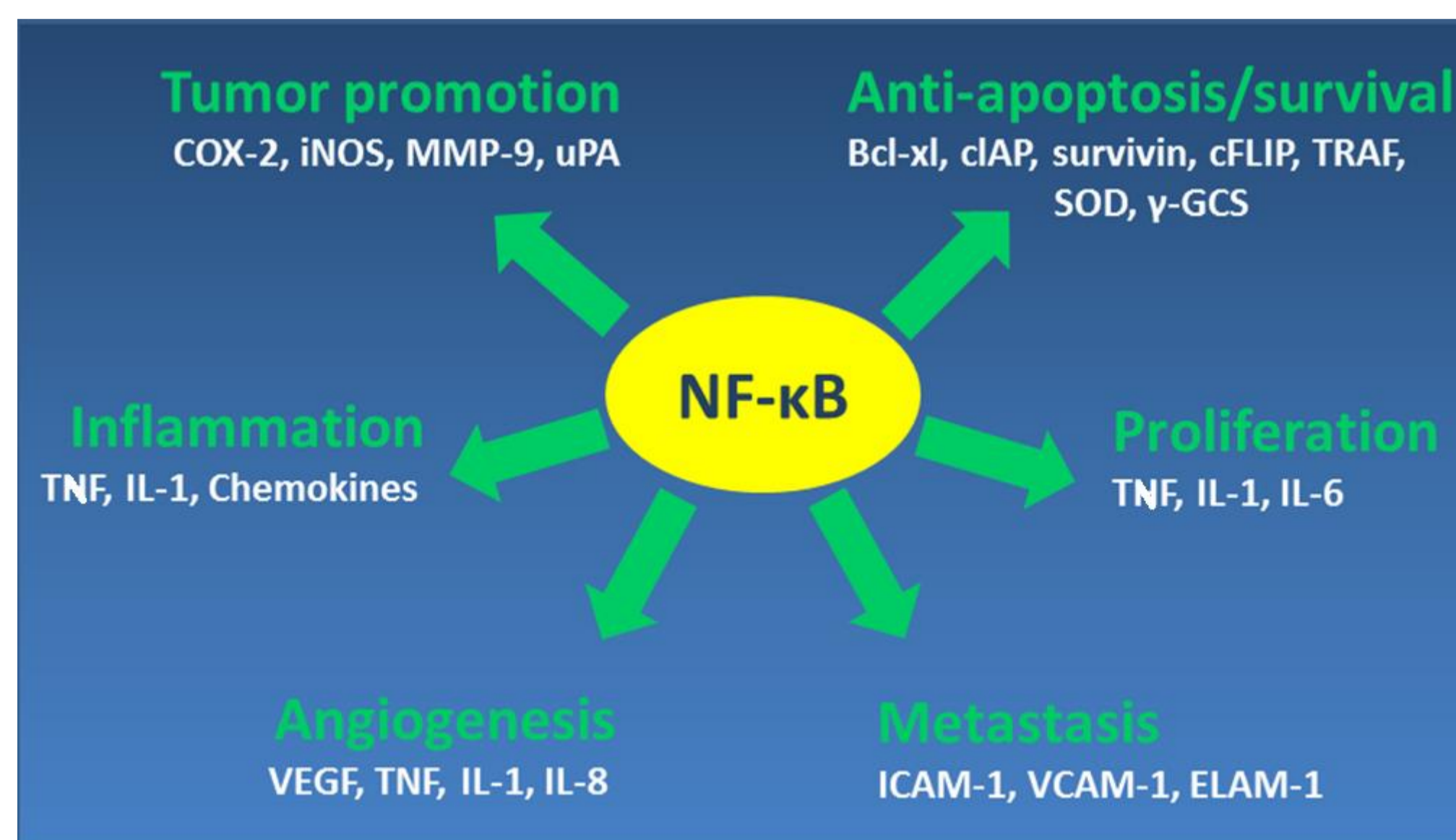
³Tumorigénèse et Pharmacologie Antitumorale, Lebanese University, EDST, BP 90656, Fanar Jdeideh, Lebanon.

Introduction

The transcription factor NF- κ B plays a key role in multiple cellular processes, including immune signaling, inflammation, development, proliferation and survival. Dysregulated NF- κ B activation is associated with autoimmunity¹, chronic inflammation² and cancer³. Activation of NF- κ B requires I κ B kinases: IKK α and IKK β .

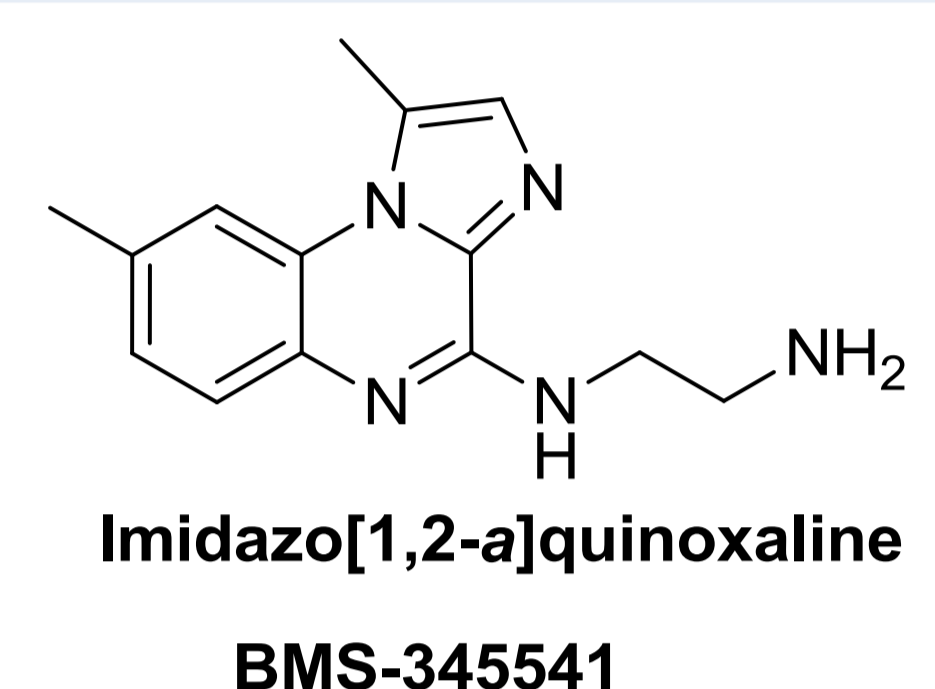


Stimulation of the surface receptors by different inducers initiates several proximal signaling events resulting in activation of the I κ B kinase complex⁴.



Representation of NF- κ B-dependent genes involved in inflammation and cancer (published by Mike Menkes listed in cancer, originally published in issue 220 - February 2015).

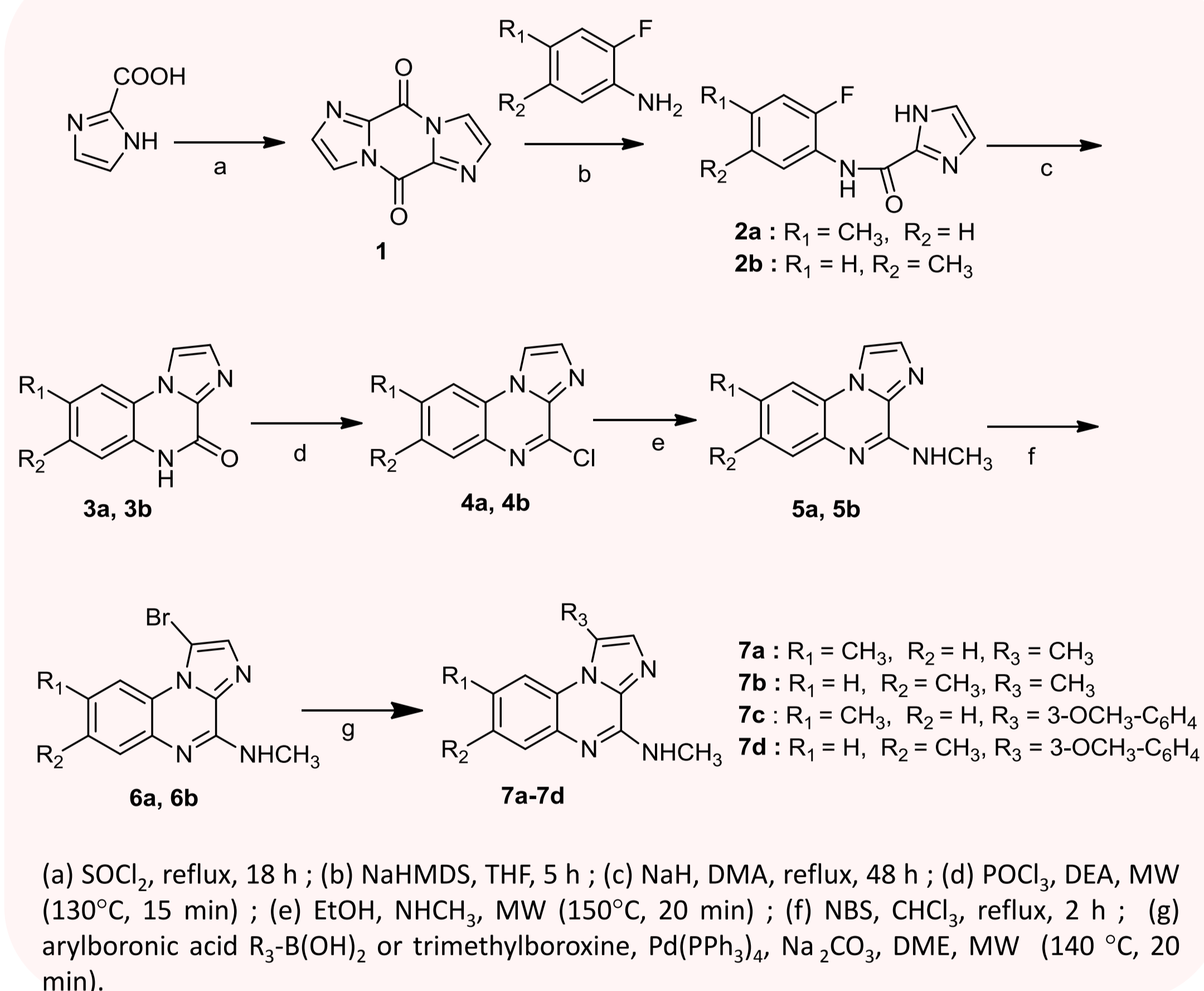
Targeting the activation of NF- κ B-dependent pathway by IKK inhibitors is becoming an increasingly popular avenue for the development of novel therapeutic interventions for inflammation and cancer. Many pharmaceutical companies are developing inhibitors that target IKK.



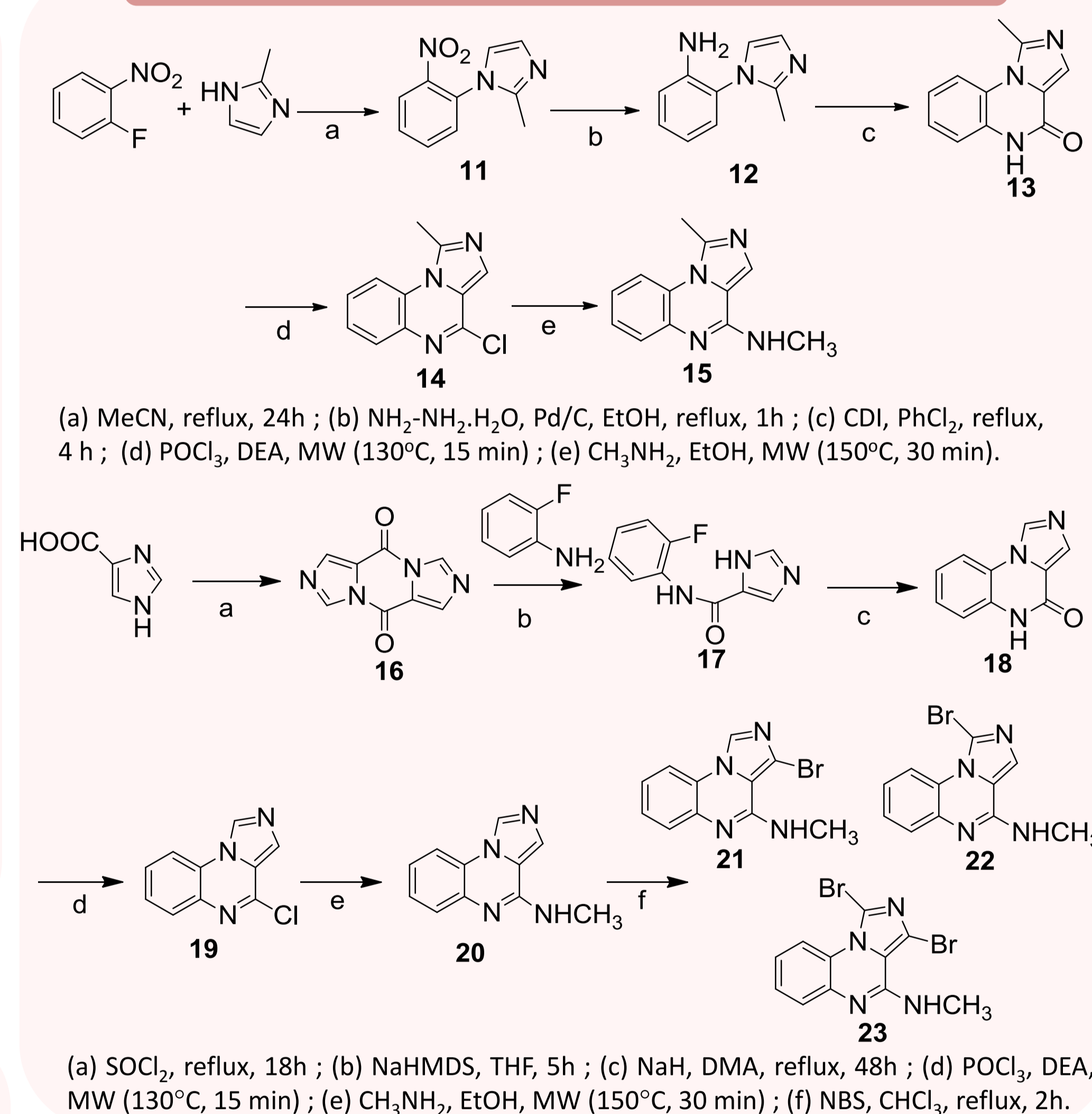
BMS-345541 was identified as a selective inhibitor of the catalytic subunits of IKK (IKK β : IC₅₀ = 0.3 μ M, IKK α : IC₅₀ = 4 μ M).⁵

The aim of this study is to obtain new IKK inhibitors, analogues of BMS-345541.

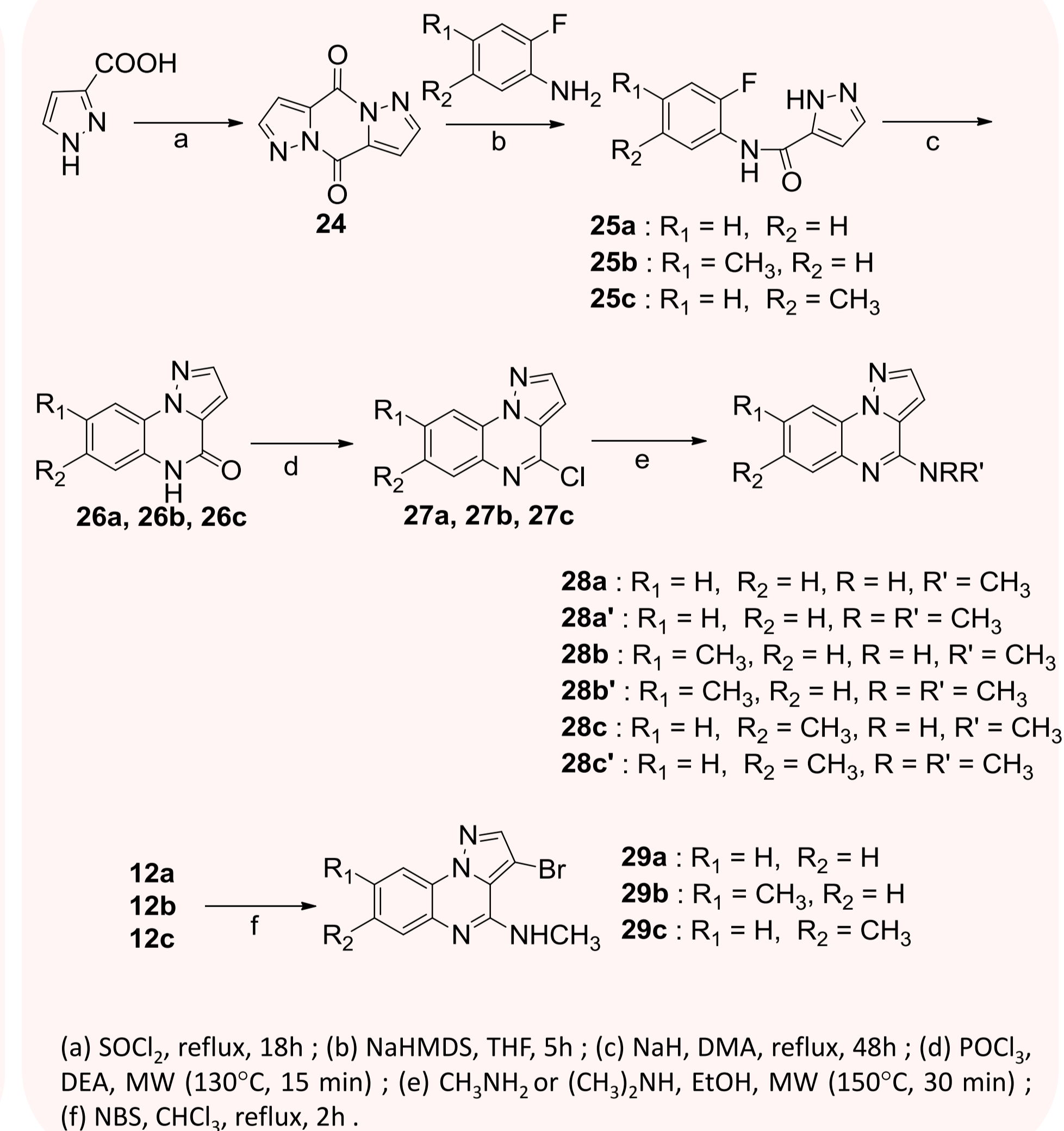
Synthesis of imidazo[1,2-*a*]quinoxalines



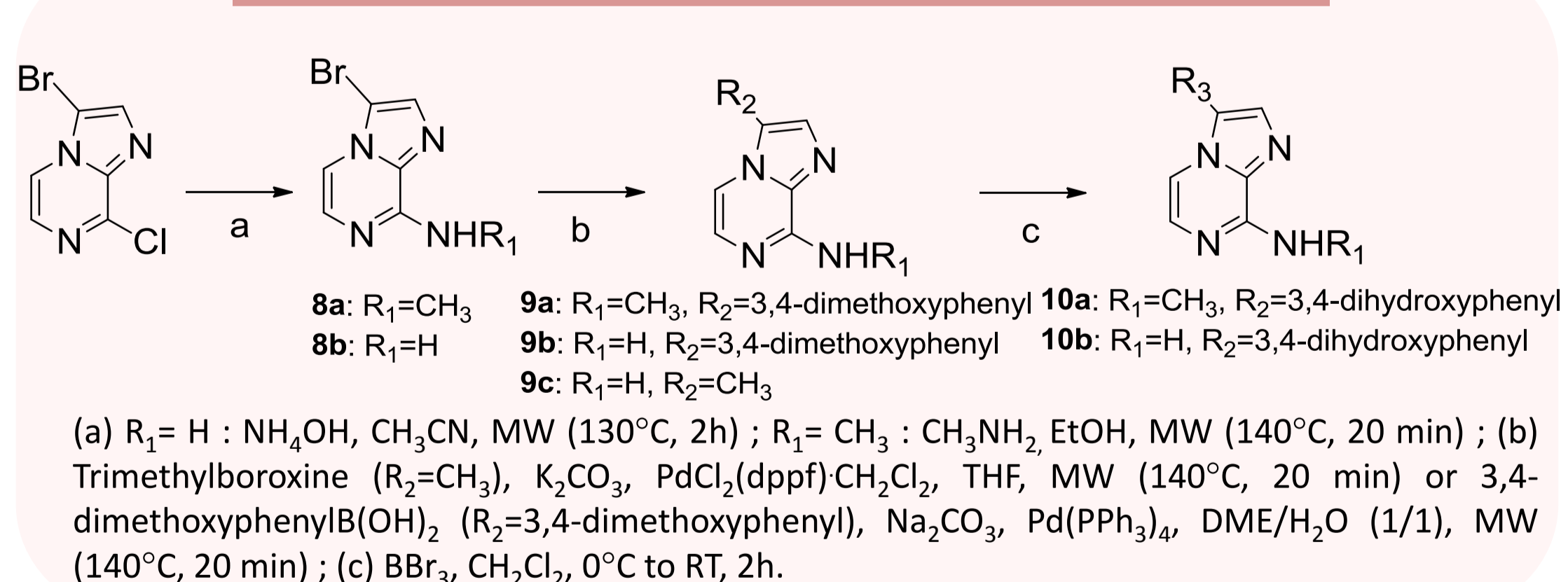
Synthesis of imidazo[1,5-*a*]quinoxalines



Synthesis of pyrazolo[1,5-*a*]quinoxalines



Synthesis of imidazo[1,2-*a*]pyrazines



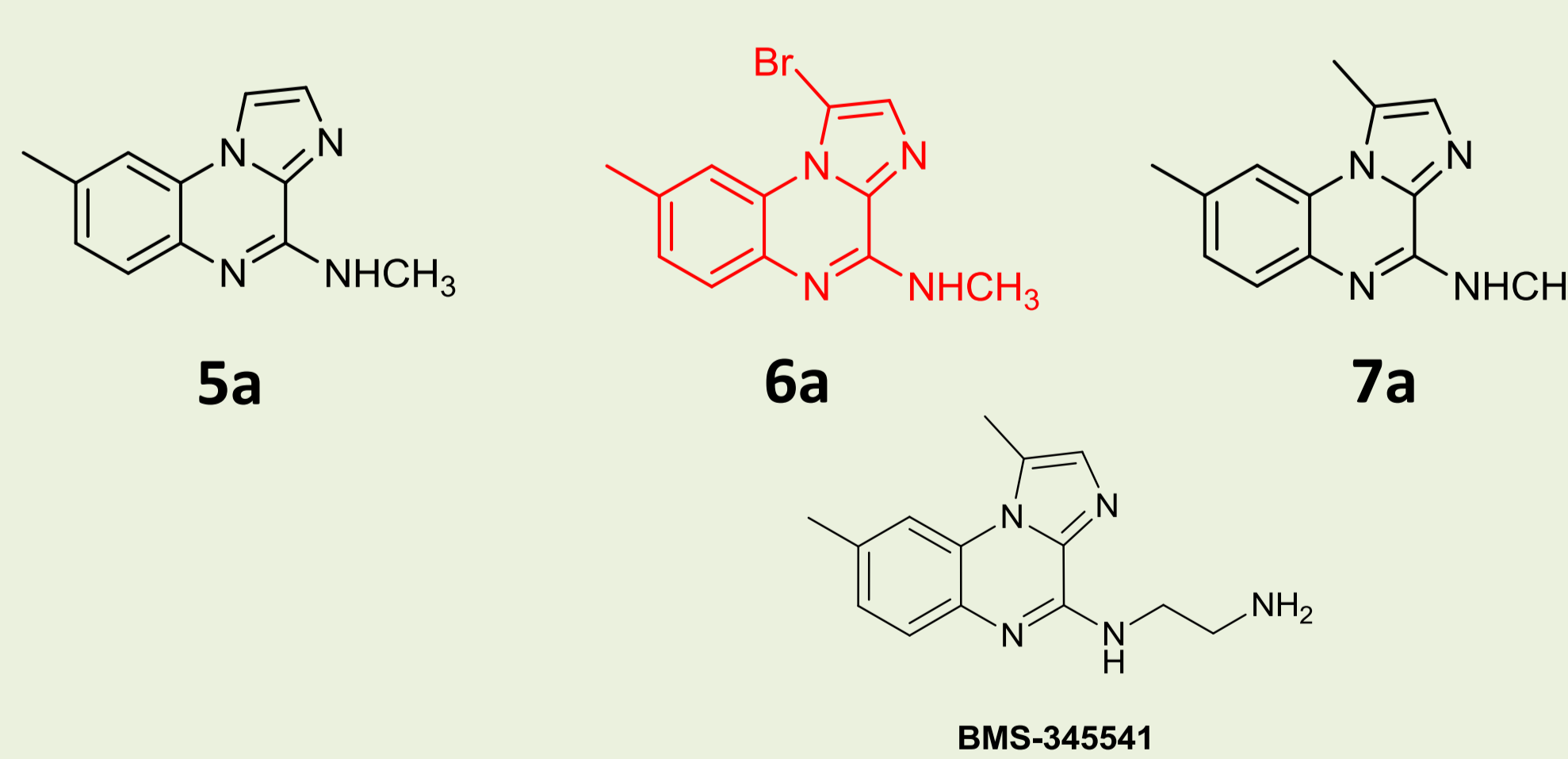
Conclusion

Four series of imidazopyrazines, imidazoquinoxalines and pyrazoloquinoxalines were efficiently synthesized with short reaction times by using microwave assistance. The compounds were evaluated for their IKK α and IKK β inhibition. We found a good correlation between the biological activity as selective inhibitors on the IKK β and the docking study performed. Compound **6a** bearing a methyl group at the position 8 and a bromine group at position 1 showed remarkable activity.

References

- Sun SC, Chang JH, Jin J. *Trends Immunol.* **2013**, 34, 282-9.
- Lawrence T, Bebbien M, Liu GY, Nizet V, Karin M. *Nature.* **2005**, 434, 1138–1143.
- DiDonato JA, Mercurio F, Karin M. *Immunol Rev.* **2012**; 246, 379-400.
- Blonska M, Lin X. *Cell Res.* **2011**, 21, 55-70.
- Burke JR, Pattoli MA, Gregor KR, Brassil PJ, MacMaster JF, McIntyre KW, Yang X, Iotzova VS, Clarke W, Strnad J, Qiu Y, Zusi FC. *J. Biol. Chem.* **2002**, 278, 1450-1456.
- Moarbess G, Guichou JF, Paniagua-Gayraud S, Chouchou A, Marcadet O, Leroy F, Ruédas R, Cuq P, Deleuze-Masquéfa C, Bonnet PA. *Eur. J. Med. Chem.* **2016**, 115, 268-74.

IKK inhibitory activities and docking study

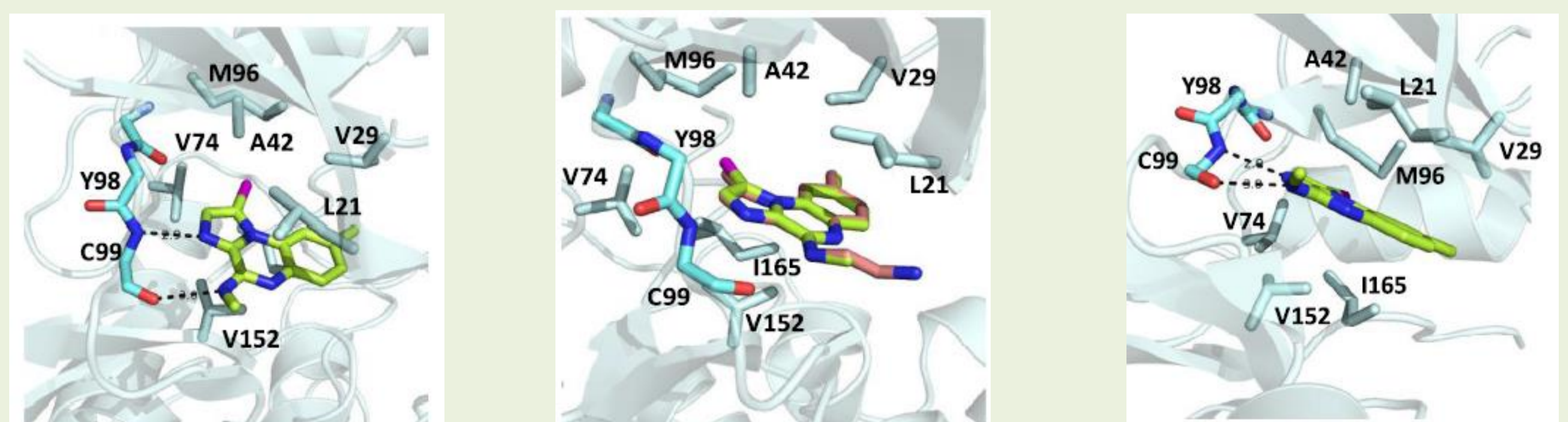


Inhibitory potencies of novel derivatives on IKK β

Compounds	IC ₅₀ ^a (nM)
5a	579 ± 56
6a	324 ± 48
7a	773 ± 160
BMS-345541	644 ± 97

^a IC₅₀: 50% inhibitory concentration of IKK β (mean ± SE of two independent experiments).

IKK α inhibition activities are less than 20 % at 10 μ M for all compounds.



Compound **6a** in the ATP binding pocket of IKK β .