



HAL
open science

Study of two vanadium based materials as working electrode for developing a selective mixed-potential ammonia sensor

Gita Nematbakhsh Abkenar, Jean-Paul Viricelle, Mathilde Rieu, Philippe Breuil

► To cite this version:

Gita Nematbakhsh Abkenar, Jean-Paul Viricelle, Mathilde Rieu, Philippe Breuil. Study of two vanadium based materials as working electrode for developing a selective mixed-potential ammonia sensor. EUROSENSORS 2018, Materials Center Leoben Forschungs GmbH; University of Graz (Uni Graz); Graz University of Technology (TU Graz), Sep 2018, Graz, Austria. pp.770, 10.3390/proceedings2130770 . hal-01996756

HAL Id: hal-01996756

<https://hal.science/hal-01996756>

Submitted on 29 Jan 2019

HAL is a multi-disciplinary open access archive for the deposit and dissemination of scientific research documents, whether they are published or not. The documents may come from teaching and research institutions in France or abroad, or from public or private research centers.

L'archive ouverte pluridisciplinaire **HAL**, est destinée au dépôt et à la diffusion de documents scientifiques de niveau recherche, publiés ou non, émanant des établissements d'enseignement et de recherche français ou étrangers, des laboratoires publics ou privés.

Study of Two Vanadium Based Materials as Working Electrode for Developing A Selective Mixed-Potential Ammonia Sensor [†]

Gita Nematbakhsh Abkenar ^{*}, Jean-Paul Viricelle, Mathilde Rieu and Philippe Breuil

Mines Saint-Etienne, Univ Lyon, CNRS, UMR 5307 LGF, Centre SPIN, F—42023 Saint-Etienne, France; viricelle@emse.fr (J.-P.V.); rieu@emse.fr (M.R.); pbreuil@emse.fr (P.B.)

^{*} Correspondence: gita.nematbakhsh@emse.fr; Tel.: +33-477-426-659

[†] Presented at the Eurosensors 2018 Conference, Graz, Austria, 9–12 September 2018.

Published: 23 November 2018

Abstract: Mixed potential ammonia gas sensors were fabricated by using two sensing materials of $\text{Ni}_3\text{V}_2\text{O}_8$ and $\text{Au-V}_2\text{O}_5$ as working electrodes, YSZ as electrolyte and platinum as reference electrode. The results have shown that the $\text{Ni}_3\text{V}_2\text{O}_8$ sensors show cross-sensitivity toward NO gas. However, $\text{Au-V}_2\text{O}_5$ working electrodes displayed a high sensitivity to NH_3 as well as fast response and recovery times at high temperatures. Furthermore, the results indicate that the selectivity of $\text{Au-V}_2\text{O}_5$ sensors increases by increasing temperature.

Keywords: mixed potential sensor; ammonia gas sensor; working electrode; vanadium oxide; $\text{Ni}_3\text{V}_2\text{O}_8$

1. Introduction

According to new European driving cycle, over the past years, while the vehicular emissions of NO_x and CO have decreased, ammonia emissions have been considerably increased [1]. Today, one of the main research subjects of electrochemical gas sensors to control and monitor automotive exhaust emissions is developing a high-performance single sensor capable of monitoring NO_x , NH_3 , CO , and hydrocarbons at the same time.

Selective Catalytic Reduction (SCR) using ammonia gas (NH_3) as a reductant is recognized as the most effective NO_x control technology in the world. More recent applications of this system include reduction of NO_x emissions generated from diesel engine vehicles and trucks, calcining ovens, gas turbines firing landfill and digester gas. In order to optimize the conversion rates of NO_x and to avoid the air pollution of excessive ammonia, an NH_3 sensor is required to control the SCR system for maintaining NH_3 slip at an acceptable level [2].

Solid-state gas sensing technology is considered one the high effective approaches for gas sensing in harsh environments because of simple structure, good selectivity, high sensitivity and especially excellent stability. In recent years, the development of potentiometric sensors has become quite a revolution in sensor technology for monitoring environmental gases [3,4].

Concerning ammonia gas sensors, vanadium-based materials have been reported as promising materials owing to their catalytic acidic sites caused by vanadium content. Vanadium dioxide (V_2O_5), have been recognized as sensitive material to NH_3 even at ppb levels [5,6].

2. Materials and Methods

In this study, solid-state electrochemical planar sensors were fabricated by screen-printing method using commercial yttria-stabilized zirconia (YSZ), commercial vanadium oxide (V_2O_5)

powder and commercial Au and Pt inks. Homemade inks are elaborated for YSZ and Au-V₂O₅, by addition of V₂O₅ to Au ink for the latter.

Ni₃V₂O₈ material was synthesized from nickel nitrate (Ni(NO₃)₂·6H₂O) and ammonium metavanadate (NH₄VO₃) through sol-gel method [7].

In order to determine the decomposition temperature of the precursors and the more suitable sintering temperature of the obtained composite, thermogravimetric and differential thermal analysis (TGA-DSC) were performed. The DSC profile in Figure 1 reveals a sharp exothermic peak at 355 °C, corresponding to a rapid weight loss in TGA curve. This could indicate the oxidation of organic additives and burning out of the nitrate radicals in the precursor. According to TGA curve, about 44% weight loss takes place before 700 °C. The last exothermic peak, centered approximately at 800 °C, can be due to the crystallization of Ni₃V₂O₈.

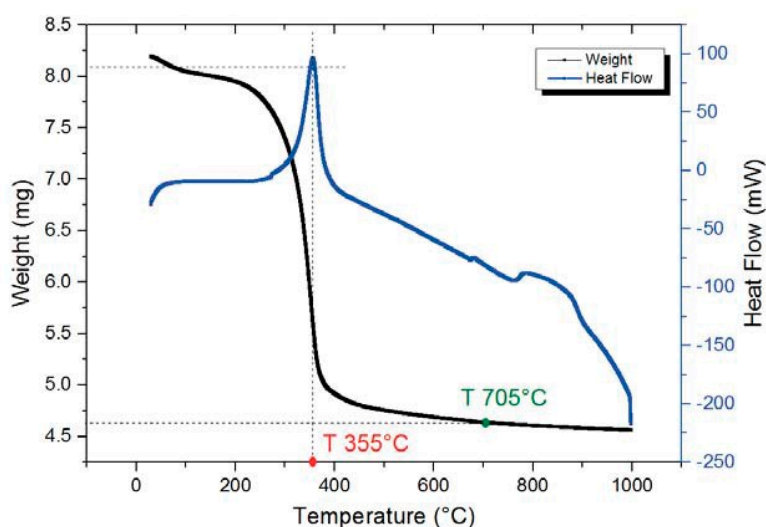


Figure 1. TGA-DSC analysis of Ni₃V₂O₈ precursor.

The crystal structure of Ni₃V₂O₈ powder sintered at 1000 °C for 2 h is verified by X-ray diffraction spectrometry (XRD). The used diffractometer is from Siemens company (D5000) equipped with a radiation source of Cu K α 1 + α 2. The XRD pattern shown in Figure 2 is obtained with radiation in $\theta/2\theta$ geometry between 10° and 65° with a scan rate of 1 degree/min. The resulted spectrum indicates a single-phase pattern attributed to Ni₃V₂O₈ without any impurity peak.

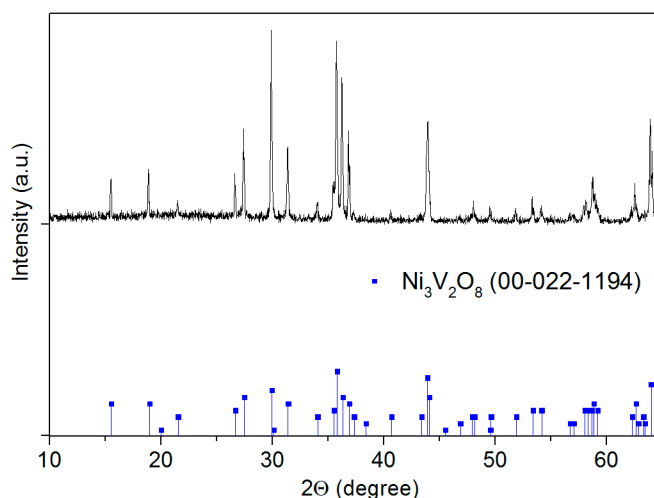


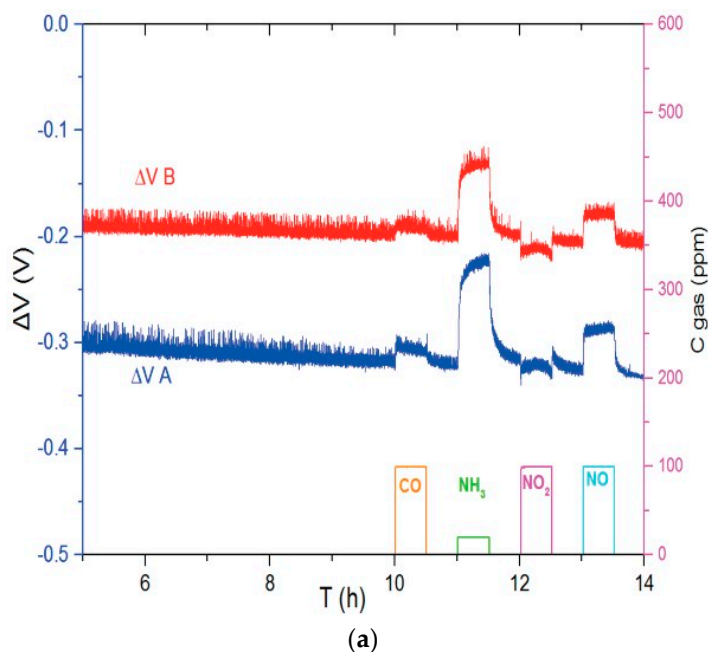
Figure 2. XRD patterns for Ni₃V₂O₈ powder sintered at 1000 °C for 2 h.

The sensors were then developed on an alumina substrate equipped with a Pt Heater. An YSZ layer ($2 \times 5 \text{ mm}^2$) was first deposited and annealed at $1380 \text{ }^\circ\text{C}$. The electrodes, Pt and either $\text{Au-V}_2\text{O}_5$ or $\text{Ni}_3\text{V}_2\text{O}_8$ were printed on each side of the YSZ layer and connected to gold tracks to measure the sensor signal, ΔV , which is the difference of potential between the reference (Pt) and the working (V-based) electrode. The sintering temperatures were respectively 600 , 850 , and $1000 \text{ }^\circ\text{C}$ for $\text{Au-V}_2\text{O}_5$, Pt and $\text{Ni}_3\text{V}_2\text{O}_8$.

3. Results and Discussion

Figure 3 shows the responses of $\text{Ni}_3\text{V}_2\text{O}_8$ (Figure 3a) and $\text{Au-V}_2\text{O}_5$ (Figure 3b) sensors to different gases such as CO, NH_3 , NO_2 and NO in the base gas of 12% O_2 and 1.5% H_2O , balanced with N_2 . In each case, sensors A and B are two sensors which are fabricated and tested at the same conditions in order to take into account irreproducibility of system. It can be seen in Figure 3a, that sensors with $\text{Ni}_3\text{V}_2\text{O}_8$ working electrode show a response to NH_3 at $700 \text{ }^\circ\text{C}$ but also to NO in lower ratio, while this sensor is weakly sensitive to CO and NO_2 . Regarding $\text{Au-V}_2\text{O}_5$ electrodes at $600 \text{ }^\circ\text{C}$ (Figure 3b), it is evident that the sensor is selective to ammonia compared to CO, NO_2 and NO gases.

The operating temperature of $700 \text{ }^\circ\text{C}$ was chosen for $\text{Ni}_3\text{V}_2\text{O}_8$ based sensor because no significant response was monitored for weaker temperature. In order to study the influence of temperature on selectivity and to emphasize the interest of V_2O_5 based electrodes, responses of Pt/YSZ/ $\text{Au-V}_2\text{O}_5$ sensors are compared in Table 1 to the ones of a Pt/YSZ/Au sensor studied in a previous study [8]. By comparing these results, we can observe that the responses related to Au gas sensors decrease considerably by increasing temperature. However, regarding $\text{Au-V}_2\text{O}_5$ sensors, the cross sensitivity to other interfering gases can be completely eliminated at $600 \text{ }^\circ\text{C}$ and selective ammonia sensor is achieved.



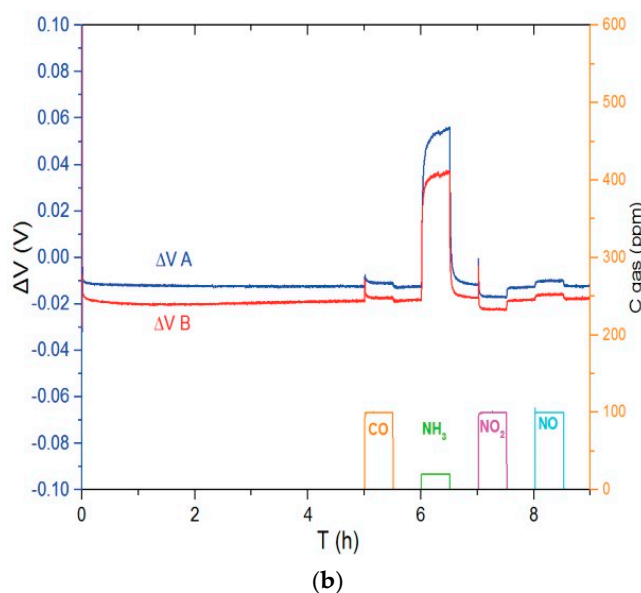


Figure 3. Response of the (a) Ni₃V₂O₈ sensors at 700 °C and (b) Au-V₂O₅ sensors at 600 °C for pulses of CO (100 ppm), NH₃ (20 ppm), NO₂ (100 ppm) and NO (100 ppm) in base gas.

Table 1. Comparison of Au and Au-V₂O₅ sensor responses (ΔV in mV) at different temperatures to pulses of CO (100 ppm), NH₃ (20 ppm), NO₂ (100 ppm) and NO (100 ppm) in base gas (ΔV experimental uncertainties around 5 mV).

Temperature (°C)	Sensor	CO	NH ₃	NO ₂	NO
475	Au	58	66	89	30
	Au-V ₂ O ₅	40	85	116	46
550	Au	14	25	26	8
	Au-V ₂ O ₅	13	83	28	16
600	Au	2	6	4	2
	Au-V ₂ O ₅	2	60	4	2

4. Conclusions

Two vanadium-based working electrodes were tested in order to find a sensitive ammonia sensor at high temperature. By comparing all these results, we can conclude that although both Ni₃V₂O₈ and Au-V₂O₅ sensors are sensitive to ammonia, Au-V₂O₅ sensors show better sensitivity and selectivity toward NH₃ at operating temperature of 600 °C.

Further characterizations of electrode materials is yet to be done in order to better understand the specific interaction with ammonia, leading to higher selectivity.

References

- ASuarez-Bertoa, R.; Zardini, A.A. Ammonia exhaust emissions from spark ignition vehicles over the New European Driving Cycle. *Atmosph. Environ.* **2014**, *48*, 43–53.
- Daia, L.; Yanga, G.; Zhou, H.; He, Z.; Li, Y.; Wang, L. Mixed potential NH₃ sensor based on Mg-doped lanthanum silicate oxyapatite. *Sens. Actuators B* **2016**, *224*, 356–363.
- Pasierb, P.; Rekas, M. Solid state potentiometric gas sensors-current status and future trends. *J. Solid State Electr. J.* **2009**, *13*, 3–25.
- Meng, W.; Dai, L.; Meng, W.; Zhou, H.; Li, Y.; He, Z.; Wang, L. Mixed-potential type NH₃ sensor based on TiO₂ sensing electrode with a phase transformation effect. *Sens. Actuators B* **2017**, *240*, 962–970.
- Wang, C.; Li, X.; Xia, F.; Zhang, H.; Xiao, J. Effect of V₂O₅-content on electrode catalytic layer morphology and mixed potential ammonia sensor performance. *Sens. Actuators B* **2016**, *223*, 658–663.
- Modafferi, V.; Trocino, S.; Donato, A.; Panzera, G.; Neri, G. Electrospun V₂O₅ composite fibers: Synthesis, characterization and ammonia sensing properties. *Thin Solid Films* **2013**, *548*, 689–694.

7. Liu, F.; Sun, R.; Guan, Y.; Cheng, X.; Zhang, H.; Guan, Y.; Liang, X.; Sun, P.; Lu, G. Mixed-potential type NH_3 sensor based on stabilized zirconia and $\text{Ni}_3\text{V}_2\text{O}_8$ working electrode. *Sens. Actuators B* **2015**, *210*, 795–802.
8. Nematbakhsh Abkenar, G.; Viricelle, J.P.; Breuil, P. Study of YSZ Electrolyte Inks for Preparation of Screen-Printed Mixed-Potential Sensors for Selective Detection of NO_x and NH_3 . In Proceedings of the Eurosensors 2017, Paris, France, 3–6 September 2017.



© 2018 by the authors. Licensee MDPI, Basel, Switzerland. This article is an open access article distributed under the terms and conditions of the Creative Commons Attribution (CC BY) license (<http://creativecommons.org/licenses/by/4.0/>).