

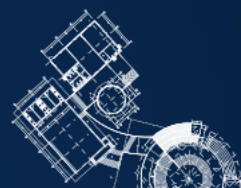
AIRBUS

CYBERSECURITY

FIC 2019



Forum International
de la Cybersecurité
SECURITY AND PRIVACY BY DESIGN
Europe kicks off!



Artificial Intelligence for cyber security

22-23 January 2019 / Lille / France



Protection of an information system by an AI : a three-phase approach based on behaviour analysis to detect a hostile scenario

INTRODUCTION & CONCLUSION

Sylvain NAVERS

APPROACH & RESULTS

Jean-Philippe FAUVELLE

Alexandre DEY

1. Needs
2. SIEM solutions
3. UEBA concept
4. Our approach
5. POC #1: scenario
6. POC #1: behind the scene
7. POC #1: results
8. POC #1: conclusion
9. POC #2: scenario
10. POC #2: behind the scene
11. POC #2: results
12. POC #2: conclusion
13. Situation and future
14. Your questions

AIRBUS

CYBERSECURITY

REAL WORLD

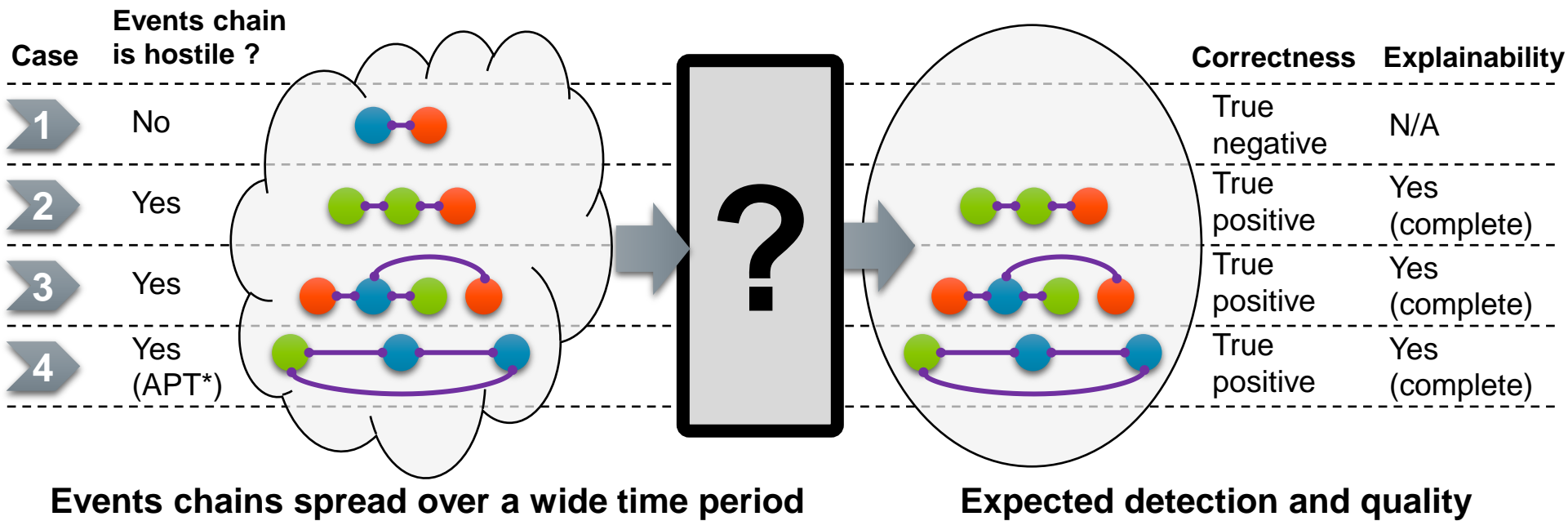
- Growing and evolving threats.
- Hostile actions over wide time periods, including APT*.
- Cyber and non-cyber events.
- Weak signals, noises, pollution.
- Increasing volume of data.

MAIN NEEDS

- Detect hostile actions over wide time periods, including APT*.
- Produce **explainable** alerts.
- Automatically adapt to changing threats and behaviors.
- Reduce false positives/negatives.
- Horizontal scaling.

1. Needs

- A. Real world: 4 cases to illustrate detection completeness and quality.
- B. Needs.



● Average signal
 ● Weak signal
 ● Strong signal

(*) APT – Advanced Persistent Threat

Pros

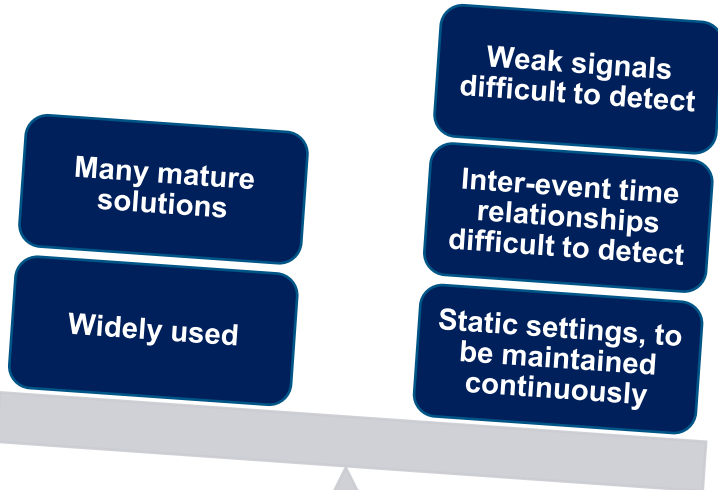
&

Cons

Of current SIEM* solutions

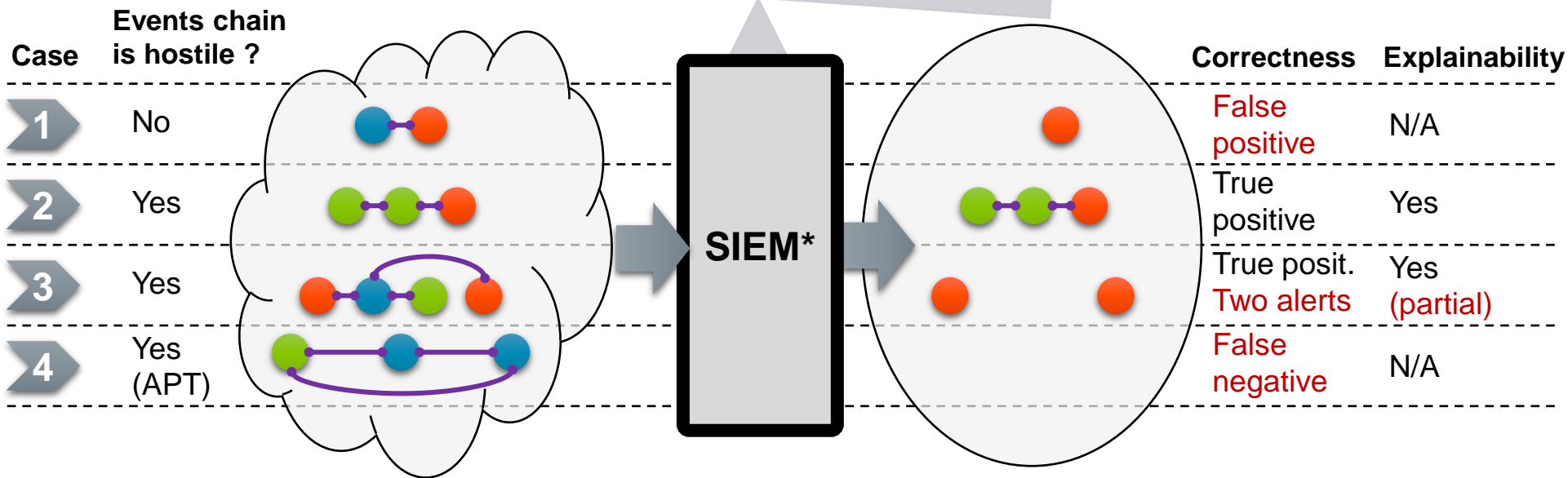
A

B



2. SIEM* solutions

- A. SIEM pros and cons.
- B. Four cases to show limits.



Events chains spread over a wide time period

Usual detection/quality of SIEM* solutions

Average signal
 Weak signal
 Strong signal

(*) SIEM – Security Information and Event Management

QUICK FACTS CONCERNING UEBA*

- ❑ Learning of behaviours.
- ❑ Method agnostic to Good/Evil: detects behaviour changes (incongruities).
- ❑ Two training methods:
 - Once for all training (eg: embarked).
 - Continuous training: assimilation and forgetting of behaviours, permanent adaptation, non-supervised.
- ➔ **UEBA with continuous training meets our needs.**

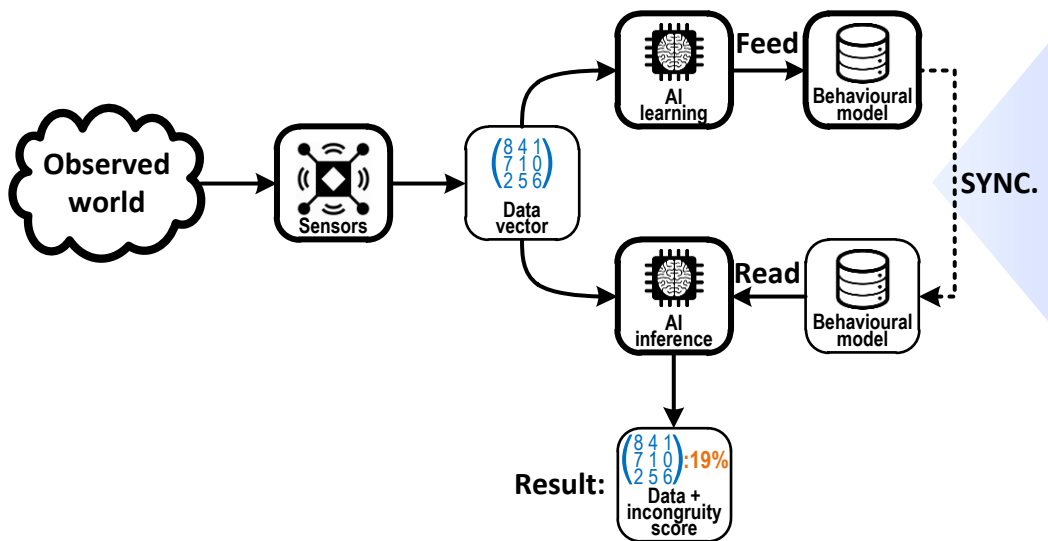


MAIN BIASES OF AVAILABLE SOLUTIONS

- ❑ Training performance.
- ❑ Many false positives (or negatives).
- ❑ **Slightly explainable result** (black box).
- ❑ Over-simplification of problems to solve.
- ❑ Almost systematic presence of a simple time window alerts counter.
- ❑ Little consideration of events temporality.
- ❑ Low management of behavioural model, boiled frog paradox (see below).



UEBA PRINCIPLE AND BOILED FROG PARADOX



- ❑ Assimilate new behaviours:
 - ▶ Need for quick synchronism.
- ❑ Avoid boiled frog paradox:
 - ▶ Need for slow synchronism.
- ➔ **Conflicting needs: synchronism is an unsatisfactory compromise.**

3. UEBA concept

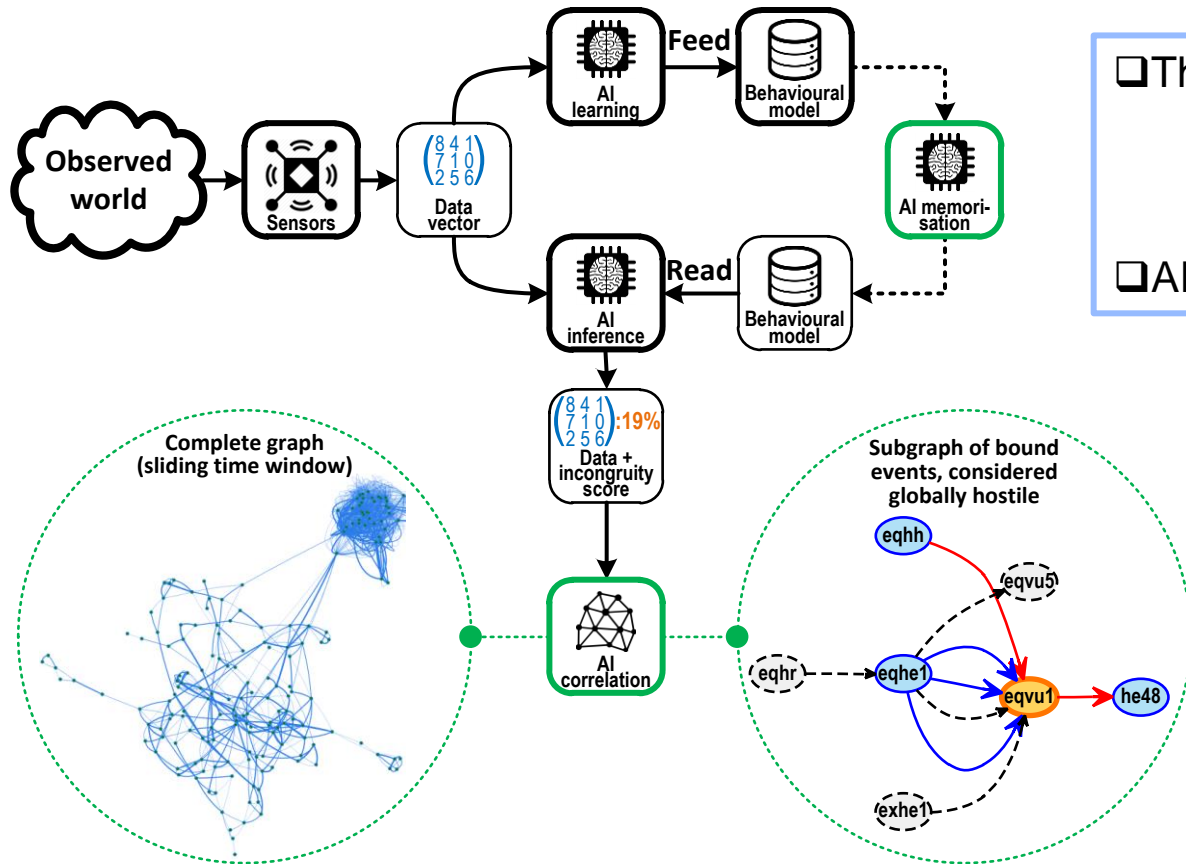
- A. Facts concerning UEBA.
- B. Biases of current solutions.
- C. Principle overview and boiled frog paradox.

(*) UEBA – User and Entity Behaviour Analytics

APPROACH

- ❑ POC #1 (finished): simulated activity on an information system (with synthetic data).
- ❑ POC #2 (almost finished): real activity on a workstation (with real data).
- ❑ Keep in mind **biases**.
- ❑ Focus on **explainability** of results.
- ❑ Continue the work with a PhD Thesis (2019).

PRINCIPLE



- ❑ Three phases AI :
 - Learning (continuous).
 - Inference.
 - Correlation.
- ❑ AI for memorisation (to be done).

4. Our approach

- A. Our two-POCs approach.
- B. Principle overview.

Compromising documents on a company's information system, by screening / targeting, identity theft, malicious attachment, and exploitation of a vulnerability.

A B C

5. POC #1: scenario

Usual behaviours (extract)

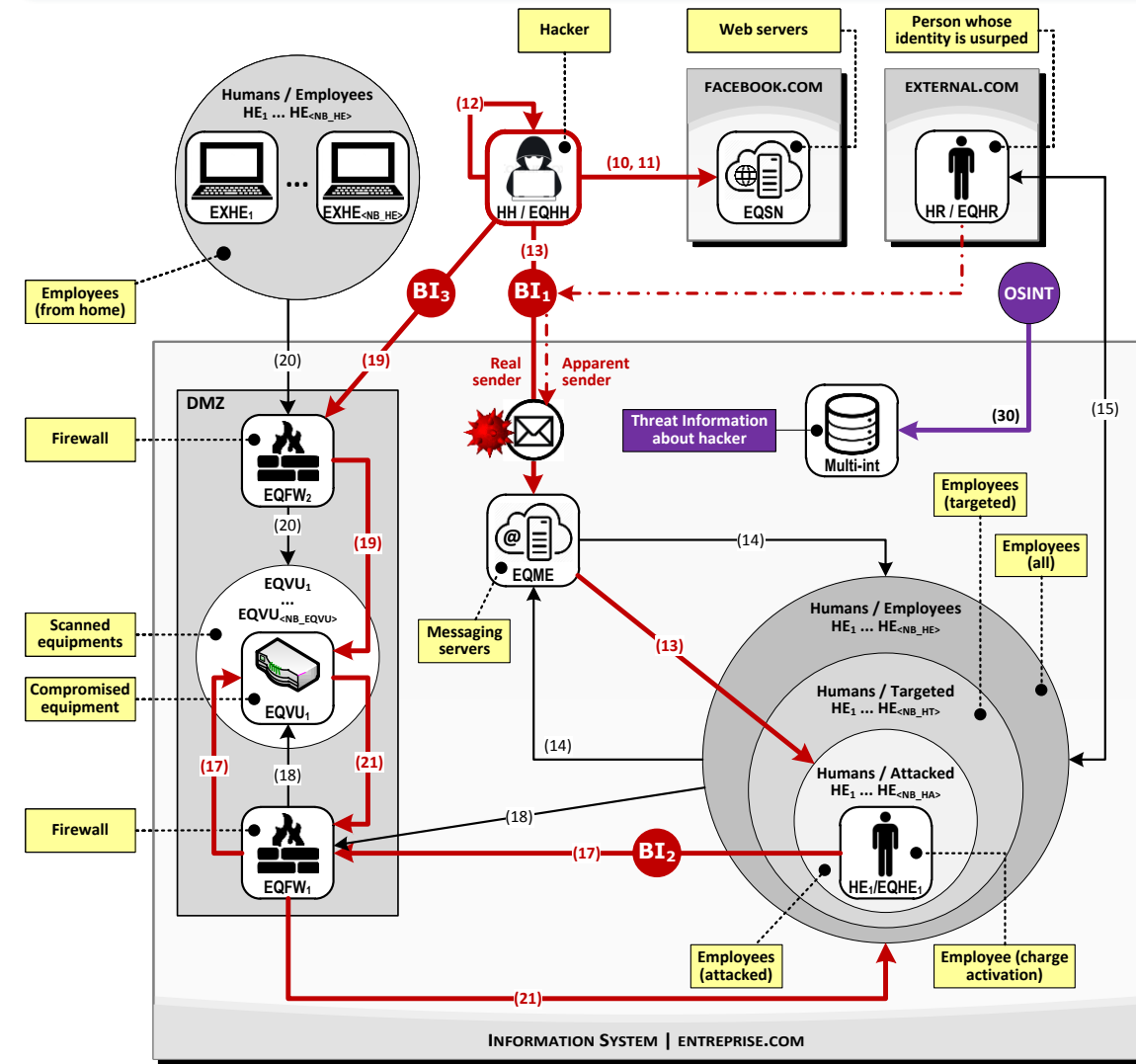
- 14 Normal sending of internal and external emails.
- 15
- 18 Normal solicitations of equipments / ports.
- 20 Normal activity between the external and the equipment compromised.

Hostile scenario

- 10 The hacker performs a screening and targeting.
- 11
- 12 The hacker prepares an attack kit.
- 13 The hacker sends an email with malicious BI₁ attachment to 2 targeted employees by usurping a third-party identity.
- 16 Targeted employee opens the attachment and activates the charge.
- 17 The charge scans ports on vulnerable BI₂ equipment and compromises one.
- 19 The hacker connects to the compromised BI₃ equipment and takes control of it.
- 21 The hacker exploits the vulnerability to collect sensitive documents.
- 30 An OSINT* source reports hacker.

- A. Scenario theatre.
- B. Usual behavior.
- C. Hostile behavior.

(*) OSINT – Open Source Intelligence



HE: Human-Employee
 EXHE: From external / Human-Employee
 EQHE: Equipment of / Human-Employee
 HH: Human-Hacker
 EQHH: Equipment of / Human-Hacker
 HR: Human-Referent
 EQHR: Equipment of / Human-Referent

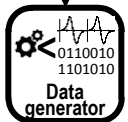
EQFW: Equipment / Firewall
 EQME: Equipment / Messaging
 EQSN: Equipment / Social Network
 EQVU: Equipment / Vulnerable

<NB_EQVU>: Number of equipments vulnerable
 <NB_HA>: Number of humans attacked
 <NB_HE>: Number of humans employed
 <NB_HT>: Number of humans targeted

BI Behavioural incongruity (xx): Rule reference



- ❑ A company, 100 employees working on site and from their home.
- ❑ Theatre: an IS (internal/external PC, messaging, network flows, firewalls, routers).
- ❑ internal, external, mixed flows.
- ❑ A social network used for screening / targeting.



$\begin{pmatrix} 8 & 4 & 1 \\ 7 & 1 & 0 \\ 2 & 5 & 6 \end{pmatrix}$ Data vector

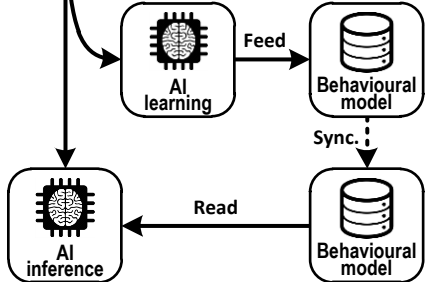
- ❑ Our own massive, coherent data generator.
- ❑ 500K metrics generated.
- ❑ Data enrichment (eg: aggregations / counts on sliding time windows).

Metrics

- Flow (source, destination).
- Email (sender, recipient, attachment).
- Protocols, ports, timestamp.
- OSINT source.

6. POC #1: behind the scene

- A. Scenario details.
- B. Metrics generation.
- C. More about AI.
- D. Correlation and graphs.




- ❑ Input metrics: converted to numbers.
- ❑ Algorithm: **isolation forest, unsupervised.**
- ❑ Output scores: **neither normalised nor filtered**, so that the correlation phase (see below) receives all the information including weak signals.
- ❑ **Real time** performance : ~5K metrics / s. on a single PC.

$\begin{pmatrix} 8 & 4 & 1 \\ 7 & 1 & 0 \\ 2 & 5 & 6 \end{pmatrix}$:19% Data + Incongruity score

- ❑ Discovery of **major interest graphs**, with an algorithm working on 3 spaces:
 1. Metrics concentration (quasi-twins).
 2. Search for related events.
 3. Search for major interest graphs made of strong / weak / normal signals via a relevance function.

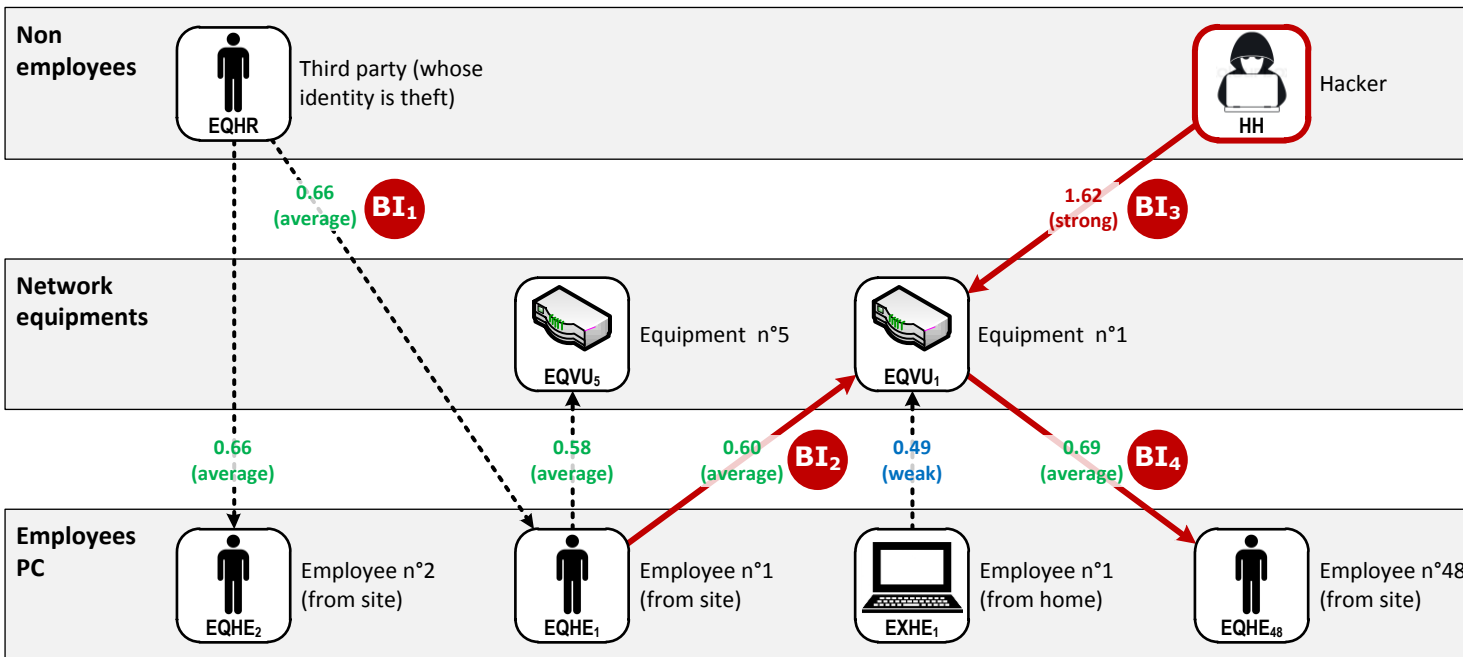
Relevance function

Based on temporal feedback, hysteretic effect, forgetfulness, incongruity score, signal type, topological properties, time scales, probabilities.





Each event / signal is a flow



MAIN RESULTS: DETECTION OF HOSTILE BEHAVIOURS HAVING DIRECT IMPACT

SCENARIO	DETECTED
BI ₁ The hacker sends malicious attachment to 2 targeted employees by usurping a third-party identity.	Event is considered only suspicious but nevertheless contributes to the globally hostile events chain.
BI ₂ The charge scans ports on vulnerable equipment and compromises one.	Event is considered incongruous (average score) within hostile events chain.
BI ₃ The hacker takes control of compromised equipment.	Event is considered incongruous (strong score) within hostile events chain.

❑ Few false positives (during calibration).

UNEXPECTED: DETECTION OF HOSTILE BEHAVIOURS HAVING INDIRECT IMPACT

- ❑ Detection of suspicious flow: sending of the same malicious attachment to the employee's PC n° 2.
- ❑ Detection of a fourth behavioural incongruity **BI₄** : the hacker downloads sensitive documents located on PC n° 48.
- ➔ **Detection is complete with good explainability.**

7. POC #1: results

- A. Achieved expected results.
- B. Unexpected results.

MAIN BIASES OF AVAILABLE SOLUTIONS

OUR RESULTS FOR POC #1

FOCUS
(FOR POC #2)

A



Training performance

- Learning: partially scalable.
- Inference + correlation: horizontal scaling.



Many false positives

- Few false positives, only during first month (calibration).
- No false negatives.



Over-simplification of problems

- Training on the entire dataset.
- Multivariate events of different types.



Slightly explainable result

- Detection is complete with good explainability.



Frequent presence of a simple time window alerts counter

- We don't use counters but graphs on sliding and variable time windows over wide temporal ranges.



Little consideration of events temporality

- Our algorithm uses events temporality, it adapts to any time scale, from microseconds to years.



Low management of behavioural model, boiled frog paradox

- To be done, we will use AI for synchronisation of the behavioural model.



Other limitations

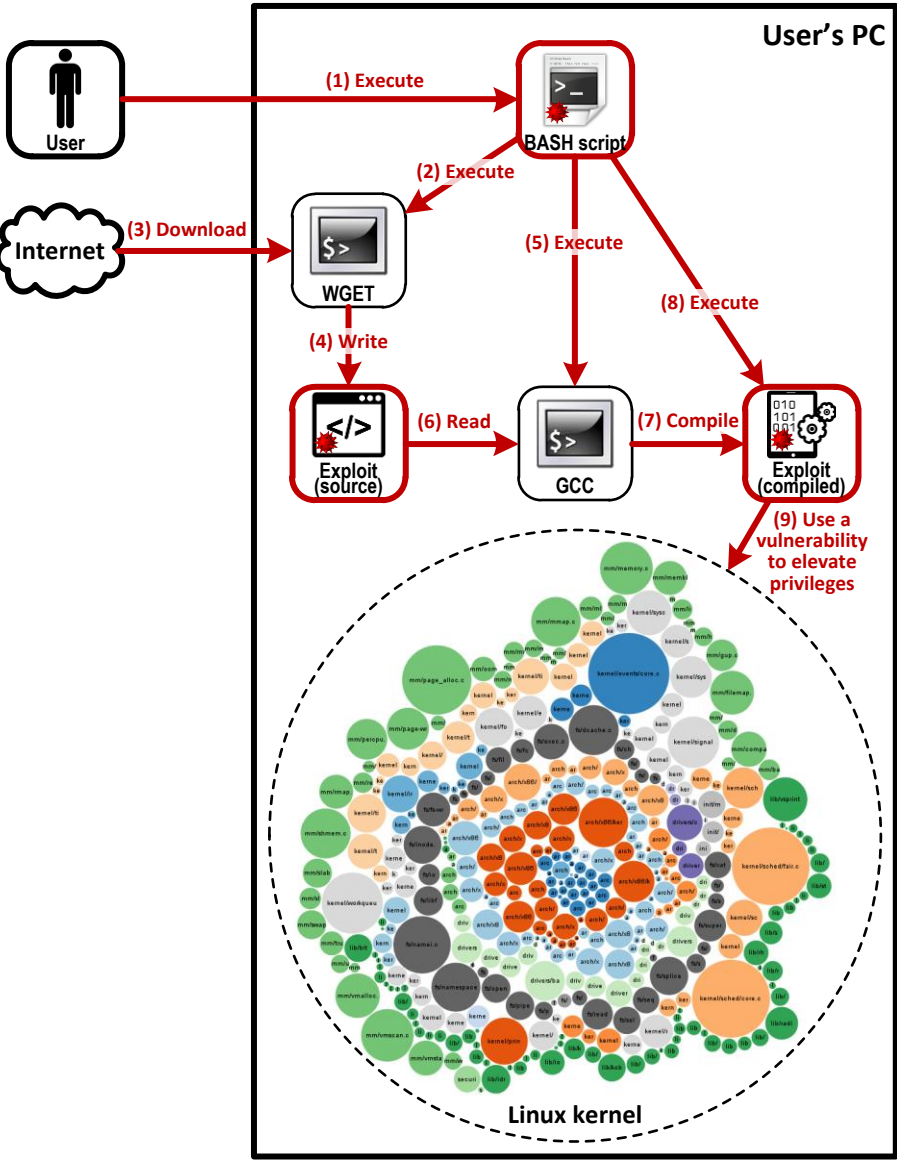
- Synthetic data.
- Simplistic scenario.
- Too little data.



8. POC #1: conclusion

A. Biases versus progress.

On his Linux PC, a user unwisely executes a malicious script which downloads an exploit from the Web in order to use a kernel vulnerability to elevate its privileges.



Usual behaviours

The user performs office tasks (eg: word processing, messaging, Internet browsing).
The user executes commands and scripts.

Hostile scenario

- 1 The user executes a malicious script, via a BASH* command.
- 2, 3, 4 The malicious script downloads source code of an exploit from the web, via a WGET* command.
- 5, 6, 7 The malicious script compiles the exploit, via a GCC* command.
- 8, 9 The malicious script executes the compiled exploit, which tries to elevate its privileges using a vulnerability of the operating system kernel.

(*) ■ BASH : standard command for executing scripts.
 ■ WGET : standard command for downloading files from the Web.
 ■ GCC : standard command for compiling programming languages.

9. POC #2: scenario

A. Scenario overview.

1 week
Normal activity

1 minute
Normal + **hostile** activity

A B **C**

- ❑ Real data.
- ❑ 12 million metrics (2 millions / day).
- ❑ Theatre: inside a PC.
- ❑ Metrics collected through standard auditing functions of operating system.
- ❑ 90% kernel primitives calls.

Metrics

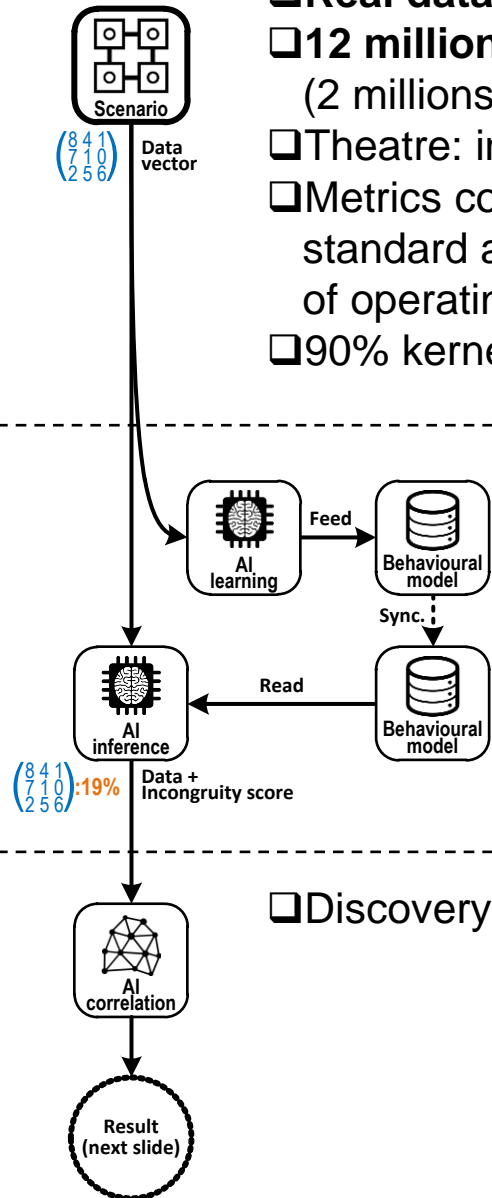
- Unauthorised actions.
- Calls to functions/commands for modifying kernel/modules.
- Suspicious actions (eg: nmap, wget, tcpdump).
- Access to monitored files (eg: config., binaries, temp. files).
- Commands executed.
- Invocations of potentially dangerous kernel primitives.
- Credentials (eg: user, group).
- Context (eg: path, timestamp, parent process).

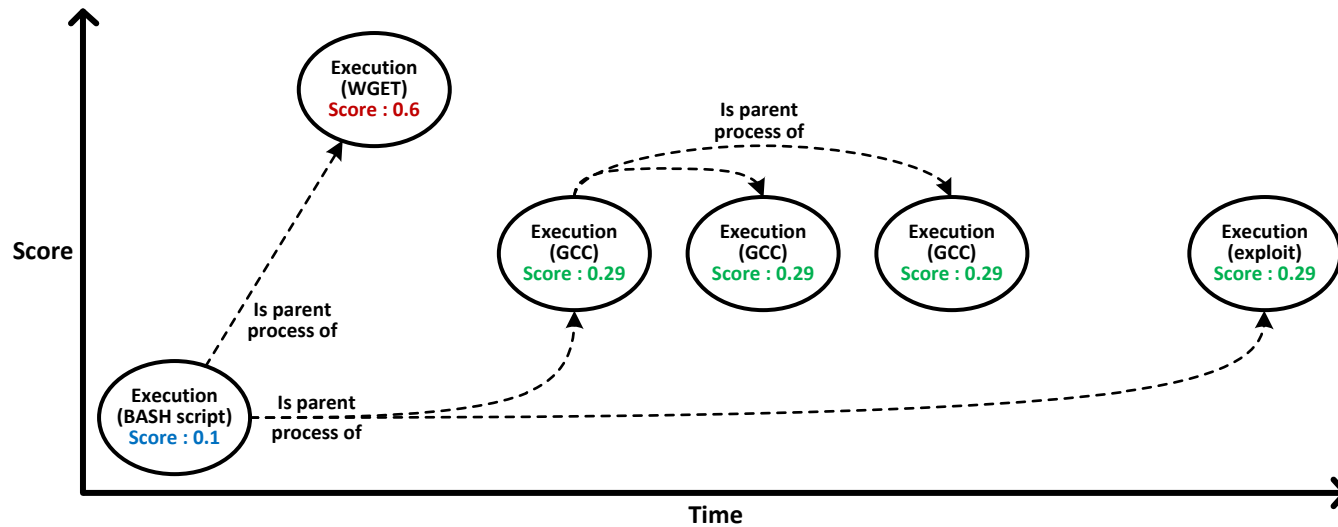
10. POC #2: behind the scene

- A. Metrics.
- B. More about AI.
- C. Correlation and graphs.

- ❑ Input metrics: conversion of categorical variables to numerical using probability of observing couples of values after observing others.
- ❑ Algorithm: **deep learning autoencoder, unsupervised.**
- ❑ Regularisation: dropout, noise addition, early stopping.
- ❑ Output scores: **normalised, not filtered.**
- ❑ **Real time performance** : ~2K metrics / s. on a single PC with GPU.

- ❑ Discovery of major interest graphs: same as for POC #1.





Each event / signal
is an **action**

11. POC #2: results

A. Achieved expected results.

MAIN RESULTS

- ❑ **Detection is complete with good explainability :**
 - Execution of the BASH script (score 0.1).
 - Execution of the WGET command (score 0.6).
 - Three executions of the GCC command (score 0.29).
 - Execution of the exploit (score 0.29).
- ❑ The BASH process has a low incongruity score, but it still contributes to the major interest graph because it connects other actions.
- ❑ Some false positives resulting from rare actions, which could be avoided by optimising training.
- ❑ No false negatives.

MAIN BIASES OF AVAILABLE SOLUTIONS

OUR RESULTS FOR POC #2

A



Training performance

- Learning + inference + correlation : horizontal scaling (cloud friendly).



Many false positives

- Few false positives, but could be avoided.
- No false negatives.



Over-simplification of problems

- Training on the entire dataset, directly from raw logs.
- Multivariate events of different types.



Slightly explainable result

- Detection is complete with good explainability.



Frequent presence of a simple time window alerts counter

- We don't use counters but graphs on sliding and variable time windows over wide temporal ranges.



Little consideration of events temporality

- Our algorithm uses events temporality, it adapts to any time scale, from microseconds to years.



Low management of behavioural model, boiled frog paradox

- To be done, we will use AI for synchronisation of the behavioural model.



Other limitations

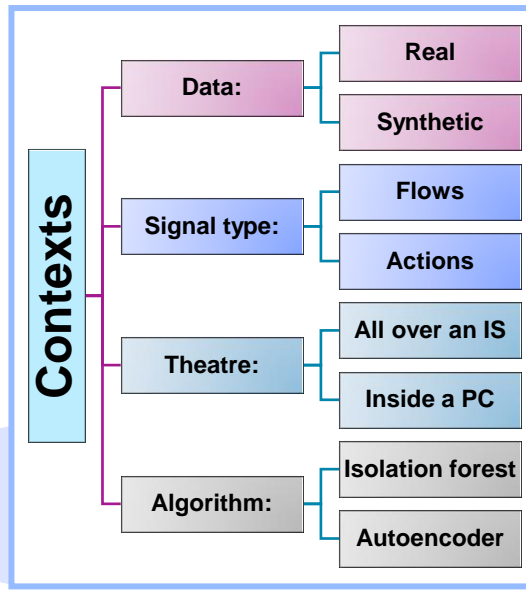
- Simplistic scenario.

12. POC #2: conclusion

A. Biases versus progress.

SITUATION

- ❑ Effective association of UEBA with correlation process.
- ❑ Good explainability of alerts.
- ❑ Few but avoidable false positives.
- ❑ Temporality taken into account from microseconds to years.
- ❑ Real time 3 phases algorithm + horizontal scaling.
- ❑ Integration issues partially addressed (ELK).
- ➔ **Encouraging results.**
- ➔ **Results confirmed in various contexts.**



A B

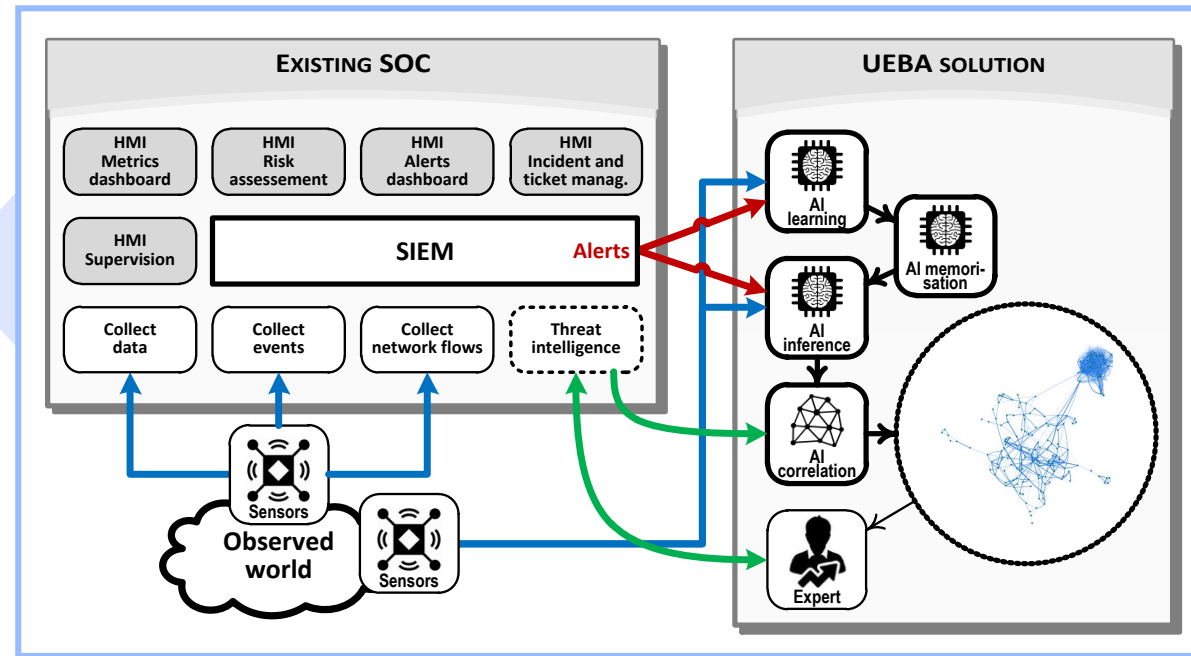
13. Situation and future

- A. Progress and limits.
- B. Remaining work.

FUTURE

- ❑ More realistic scenarios.
- ❑ Adversarial AI*.
- ❑ Memorisation AI*.
- ❑ Interoperation with SIEM.

(*) PhD thesis 2019 : « *Continuous Model Learning for Anomaly Detection In the Presence of Highly Adaptive Cyberattacks* ».



Questions (and answers !)

14. Your questions
