



# A Hybrid High-Order method for finite elastoplastic deformations within a logarithmic strain framework

Mickaël Abbas, Alexandre Ern, Nicolas Pignet

## ► To cite this version:

Mickaël Abbas, Alexandre Ern, Nicolas Pignet. A Hybrid High-Order method for finite elastoplastic deformations within a logarithmic strain framework. 2019. hal-01978385v1

**HAL Id: hal-01978385**

**<https://hal.science/hal-01978385v1>**

Preprint submitted on 11 Jan 2019 (v1), last revised 21 May 2019 (v2)

**HAL** is a multi-disciplinary open access archive for the deposit and dissemination of scientific research documents, whether they are published or not. The documents may come from teaching and research institutions in France or abroad, or from public or private research centers.

L'archive ouverte pluridisciplinaire **HAL**, est destinée au dépôt et à la diffusion de documents scientifiques de niveau recherche, publiés ou non, émanant des établissements d'enseignement et de recherche français ou étrangers, des laboratoires publics ou privés.

# A Hybrid High-Order method for finite elastoplastic deformations within a logarithmic strain framework

Mickaël Abbas<sup>1</sup>, Alexandre Ern<sup>2,3</sup> and Nicolas Pignet<sup>1,2,3</sup>

January 11, 2019

## Abstract

We devise and evaluate numerically a Hybrid High-Order (HHO) method for finite plasticity within a logarithmic strain framework. The HHO method uses as discrete unknowns piecewise polynomials of order  $k \geq 1$  on the mesh skeleton, together with cell-based polynomials that can be eliminated locally by static condensation. The HHO method leads to a primal formulation, supports polyhedral meshes with non-matching interfaces, is free of volumetric locking, the integration of the behavior law is performed only at cell-based quadrature nodes, and the tangent matrix in Newton's method is symmetric. Moreover, the principle of virtual work is satisfied locally with equilibrated tractions. Various two- and three-dimensional benchmarks are presented, as well as comparison against known solutions with an industrial software using conforming and mixed finite elements.

**Keywords:** Finite strain plasticity – Hybrid High-Order methods – Polyhedral meshes – Locking-free

## 1 Introduction

Modelling plasticity, particularly in the regime of finite deformations, is of a major importance in industrial applications since this is one of the main nonlinearities that can be encountered in nonlinear solid mechanics. Moreover, finite elastoplastic deformations have a major influence on the life time of a mechanical structure. The present contribution is an extension to the finite strain regime of the Hybrid High-Order (HHO) method for incremental associative plasticity with small deformations [2]. This extension hinges on a logarithmic strain framework [38] for anisotropic finite elastoplasticity. This framework provides a natural extension of small elastoplastic deformations to finite elastoplastic deformations by means of purely geometric transformations. Indeed, the weak form of the plasticity problem is derived from the minimization of an energy functional based on an incremental pseudo-energy density.

The present work aims at addressing the following important issues. Firstly, the incompressibility of the plastic deformations generally leads to volumetric locking when employing a continuous Galerkin (cG) approximation based on low-order  $H^1$ -conforming finite elements. In these

---

<sup>1</sup>EDF R&D, 7 Boulevard Gaspard Monge, 91120 Palaiseau, France and IMSIA, UMR EDF/CNRS/CEA/ENSTA 9219, 828 Boulevard des Maréchaux, 91762 Palaiseau Cedex, France

<sup>2</sup>Université Paris-Est, CERMICS (ENPC), 6-8 avenue Blaise Pascal, 77455 Marne-la-Vallée cedex 2, France

<sup>3</sup>INRIA, 75589 Paris, France

methods, only the displacement field is approximated globally whereas the variables associated with the plastic behavior are computed locally in each mesh cell (typically at quadrature nodes). A way to circumvent the volumetric locking is to use high-order  $H^1$ -conforming finite elements or NURBS for small [26] and finite [27] elastoplastic deformations. Therein, the displacement is still the only field which is approximated globally. However, the resulting discrete problem is more costly to solve because of the larger support of the basis functions. Another possible way to prevent volumetric locking is to introduce additional global unknowns as in the Enhanced Assumed Strain (EAS) methods [42] and in mixed methods [3, 4, 17, 45] on simplicial or hexahedral meshes (the variables associated with the plastic behavior are still computed locally). However, the introduction of additional globally coupled unknowns generally increases the cost of building and solving the discrete problem. Moreover, devising mixed methods on polyhedral meshes with non-matching interfaces is a delicate question. On the positive side, cG methods as well as EAS and mixed methods require to perform the integration of the behavior law only at the quadrature nodes in the mesh cells. Another class of methods free of volumetric locking are discontinuous Galerkin (dG) methods. We mention in particular [40, 46–48] for hyperelasticity. Interior penalty dG methods have been developed for classical plasticity with small [29, 35] and finite [36] deformations, and for gradient plasticity with small [23, 24] and finite [37] deformations. However, dG methods from the literature generally require to perform the integration of the behavior law also at additional quadrature nodes located at the mesh faces. Moreover, if the plasticity problem is solved using a Newton’s method, which is often the case, the tangent matrix from the dG formulation is generally non-symmetric owing to the nonlinear nature of the consistency term. Thus, the solving cost can increase significantly, particularly with direct solvers. We also mention the lowest-order Virtual Element Method (VEM) for inelastic problems with small deformations [9] (and its two-dimensional higher-order extension [5]), whereas the case of finite deformations is treated in [30, 49], still in the lowest-order case. We also mention the recent study of low-order hybrid dG methods with conforming traces [50] and the hybridizable weakly conforming Galerkin method with nonconforming traces [32] in the context of nonlinear solid mechanics [8].

In the present work, we devise and evaluate numerically a HHO method for finite plasticity within a logarithmic strain framework. HHO methods have been introduced a few years ago for diffusion problems [20] and for linear elasticity problems [18]. Recently, the development of HHO methods has received a vigorous interest. Examples include in solids mechanics Biot’s problem [10], nonlinear elasticity [11] and associative plasticity [2] with small deformations, and hyperelasticity with finite deformations [1], and in fluid mechanics, the incompressible Stokes equations [21], the steady incompressible Navier–Stokes equations [19], and viscoplastic flows with yield stress [12]. The discrete unknowns in HHO methods in computational mechanics are face-based vector-valued polynomials of arbitrary order  $k \geq 1$  on the mesh skeleton. Cell-based vector-valued polynomials are also introduced for the stability and approximation properties of the method. These cell-based vector-valued polynomials are eliminated locally by using the well-known static condensation technique (based on a local Schur complement).

The devising of HHO methods hinges on two key ideas: (i) a local reconstruction operator acting on the face and cell unknowns that builds a tensor-valued polynomial representing the displacement gradient in the polynomial space  $\mathbb{P}_d^k(T; \mathbb{R}^{d \times d})$ , where  $T$  is a generic mesh cell and  $d$  is the space dimension [1, 11]; (ii) a local stabilization operator that weakly enforces on each mesh face the consistency between the local face unknowns and the trace of the cell unknowns. A somewhat subtle design of the stabilization operator in [18, 20] leads to  $O(h^{k+1})$  energy-error estimates for linear model problems with smooth solutions, where  $h$  is the mesh-size. HHO methods offer several advantages: (i) general meshes (including fairly general polyhedral mesh cells

and non-matching interfaces) are supported; (ii) a local formulation using equilibrated fluxes is available; (iii) computational benefits owing to the static condensation of the cell unknowns and the higher-order convergence rates, and (iv) the construction is dimension-independent. Moreover, an open-source implementation of HHO methods, the `DiSk++` library, is available using generic programming tools [14]. In computational mechanics, other salient features of HHO methods are: (i) a displacement-based formulation avoiding the need to introduce additional globally coupled unknowns; (ii) absence of volumetric locking; (iii) the integration of the behavior law only at the cell quadrature nodes; and (iv) the tangent matrix arising in the Newton’s method is symmetric. Furthermore, HHO methods have been bridged [16] to Hybridizable Discontinuous Galerkin (HDG) methods [15] and to nonconforming Virtual Element Methods (ncVEM) [6]. The essential difference with HDG methods is that the HHO stabilization is different so as to deliver higher-order convergence rates on general meshes. Concerning ncVEM, the devising viewpoint is different (ncVEM considers the computable projection of virtual functions instead of a reconstruction operator), whereas the stabilization achieves similar convergence rates as HHO but is written differently. We also notice that, to our knowledge, HDG methods have not yet been devised for finite elastoplasticity problems (in contrast to hyperelasticity problems [31, 39]). Owing to the close links between HHO and HDG methods, this work can thus be seen as the first HDG-like method for plasticity problems in finite deformations.

This paper is organized as follows: in Section 2, we present the plasticity model within a logarithmic strain framework and the weak formulation of the governing equations. In Section 3, we devise the HHO method and highlight some of its theoretical aspects. In Section 4, we investigate numerically the HHO method on two- and three-dimensional benchmarks from the literature, and we compare our results to analytical solutions whenever available and to numerical results obtained using established cG and mixed methods implemented in the open-source industrial software `code_aster` [25].

## 2 Plasticity model

In what follows, we write  $v$  or  $V$  for scalar-valued fields,  $\underline{v}$  or  $\underline{V}$  for vector-valued fields,  $\boldsymbol{v}$  or  $\boldsymbol{V}$  for second-order tensor-valued fields, and  $\mathbb{V}$  for fourth-order tensor-valued fields. Contrary to the hyperelastic model, the elastoplastic model is based on the assumption that the deformations are no longer reversible.

### 2.1 Kinematics

Let  $\mathcal{B}_0$  be an elastoplastic material body that occupies the domain  $\Omega_0$  in the reference configuration. Here,  $\Omega_0 \subset \mathbb{R}^d$ ,  $d \in \{2, 3\}$ , is a bounded connected polyhedral domain with Lipschitz boundary  $\Gamma := \partial\Omega_0$  decomposed in the two relatively open subsets  $\Gamma_N$  and  $\Gamma_D$ , where a Neumann and a Dirichlet condition is enforced respectively, and such that  $\overline{\Gamma_N} \cup \overline{\Gamma_D} = \Gamma$ ,  $\Gamma_N \cap \Gamma_D = \emptyset$ , and  $\Gamma_D$  has positive Hausdorff-measure (so as to prevent rigid-body motions). Due to the deformation, a point  $\underline{X} \in \Omega_0$  is mapped to a point  $\underline{x}(t) = \underline{X} + \underline{u}(\underline{X}, t)$  in the equilibrium configuration, where  $\underline{u} : \Omega_0 \times I \rightarrow \mathbb{R}^d$  is the displacement mapping. The deformation gradient  $\boldsymbol{F}(\underline{u}) = \boldsymbol{I} + \boldsymbol{\nabla}_X \underline{u}$  takes values in  $\mathbb{R}_+^{d \times d}$  which is the set of  $\mathbb{R}^{d \times d}$ -matrices with positive determinant. In what follows, the gradient and divergence operators are taken with respect to the coordinate  $\underline{X}$  of the reference configuration (we use the subscript  $X$  to indicate it).

We use the logarithmic strain framework [38] developed for anisotropic finite elastoplasticity.

Hence, it allows us to define the logarithmic strain tensor  $\mathbf{E} \in \mathbb{R}_{\text{sym}}^{d \times d}$  as

$$\mathbf{E} := \frac{1}{2} \ln(\mathbf{F}^T \mathbf{F}). \quad (1)$$

This measure of the deformations  $\mathbf{E}$  is objective and is particularly interesting since if the eigenvectors of  $\mathbf{E}$  do not change with time (the eigenvalues may change in time) then  $\dot{\mathbf{E}} = \mathbf{d}$ , where  $\mathbf{d} = \frac{1}{2}(\dot{\mathbf{F}}\mathbf{F}^{-1} + (\dot{\mathbf{F}}\mathbf{F}^{-1})^T)$  is the rate of deformation tensor and measures the rates of extension of elements in the current configuration at the current time. This provides an extension to the finite deformation setting of the classic relation  $\dot{\boldsymbol{\varepsilon}} = \mathbf{d}$  in the context of small deformations, where  $\boldsymbol{\varepsilon}$  is the linearized deformation tensor. The plastic deformations are measured by means of the plastic logarithmic strain tensor  $\mathbf{E}^p \in \mathbb{R}_{\text{sym}}^{d \times d}$ . Moreover, we assume the following additive decomposition of the logarithmic strain tensor  $\mathbf{E}$ :

$$\mathbf{E}^e := \mathbf{E} - \mathbf{E}^p, \quad (2)$$

where  $\mathbf{E}^e \in \mathbb{R}_{\text{sym}}^{d \times d}$  is the elastic logarithmic strain tensor. Finally, the plastic strain are assumed to be incompressible, i.e.

$$\text{trace } \mathbf{E}^p = 0. \quad (3)$$

## 2.2 Constitutive logarithmic strain model

In what follows, we place ourselves within the framework of generalized standard materials initially introduced in [28] and further developed in [34]. Moreover, the plasticity model is assumed to be strain-hardening (or perfect) and rate-independent, i.e., the time and the speed of the deformations have no influence on the strains. For this reason, only the incremental plasticity problem is considered. The local material state is described by the logarithmic strain tensor  $\mathbf{E} \in \mathbb{R}_{\text{sym}}^{d \times d}$ , the plastic logarithmic strain tensor  $\mathbf{E}^p \in \mathbb{R}_{\text{sym}}^{d \times d}$ , and a finite collection of internal variables  $\underline{\alpha} := (\alpha_1, \dots, \alpha_m) \in \mathbb{R}^m$ . For simplicity, we denote  $\underline{\chi} := (\mathbf{E}^p, \underline{\alpha}) \in \mathcal{X}$  the generalized internal variables, where the space of the generalized internal variables is

$$\mathcal{X} := \left\{ \underline{\chi} = (\mathbf{E}^p, \underline{\alpha}) \in \mathbb{R}_{\text{sym}}^{d \times d} \times \mathbb{R}^m \mid \text{trace}(\mathbf{E}^p) = 0 \right\}. \quad (4)$$

Moreover, we assume that there exists a Helmholtz free energy  $\psi : \mathbb{R}_{\text{sym}}^{d \times d} \times \mathbb{R}^m \rightarrow \mathbb{R}$  acting on the pair  $(\mathbf{E}^e, \underline{\alpha})$  and satisfying the following hypothesis.

**Hypothesis 1 (Helmholtz free energy)**  $\psi$  can be decomposed additively into an elastic and a plastic part as follows:

$$\psi(\mathbf{E}^e, \underline{\alpha}) = \psi^e(\mathbf{E}^e) + \psi^p(\underline{\alpha}) \quad (5)$$

where the function  $\psi^p$  is strictly convex and the function  $\psi^e$  is polyconvex.

Following the second principle of thermodynamics, the logarithmic stress tensor  $\mathbf{T} \in \mathbb{R}_{\text{sym}}^{d \times d}$  and the thermodynamic forces  $\underline{q}$  are derived from  $\psi$  as follows:

$$\mathbf{T} = \partial_{\mathbf{E}^e} \psi^e(\mathbf{E}^e) \quad \text{and} \quad \underline{q} = \partial_{\underline{\alpha}} \psi^p(\underline{\alpha}). \quad (6)$$

The criterion to determine whether the deformations become plastic hinges on the scalar-valued yield function  $\Phi : \mathbb{R}_{\text{sym}}^{d \times d} \times \mathbb{R}^m \rightarrow \mathbb{R}$ , which is a continuous and convex function of the logarithmic stress tensor  $\mathbf{T}$  and the thermodynamic forces  $\underline{q}$ . Setting  $\mathcal{A} := \{(\mathbf{T}, \underline{q}) \in \mathbb{R}_{\text{sym}}^{d \times d} \times \mathbb{R}^m \mid \Phi(\mathbf{T}, \underline{q}) \leq 0\}$  the convex set of admissible states, the elastic domain  $\mathcal{A}^e$  which is all the pair  $(\mathbf{T}, \underline{q})$  such that  $\Phi(\mathbf{T}, \underline{q}) < 0$ , and the yield surface  $\partial \mathcal{A}$  the pairs  $(\mathbf{T}, \underline{q})$  such that  $\Phi(\mathbf{T}, \underline{q}) = 0$ .

**Hypothesis 2 (Yield function)** *The yield function  $\Phi : \mathbb{R}_{sym}^{d \times d} \times \mathbb{R}^m \rightarrow \mathbb{R}$  satisfies the following properties: (i)  $\Phi$  is a piecewise analytical function; (ii) the point  $(\mathbf{0}, \underline{0})$  lies in the elastic domain, i.e.,  $\Phi(\mathbf{0}, \underline{0}) < 0$ ; and (iii)  $\Phi$  is differentiable at all points on the yield surface  $\partial\mathcal{A}$ .*

Finally, the incremental dissipation function  $D : \mathcal{X} \rightarrow \mathbb{R}$  is a convex function which is positively homogeneous of degree one and is defined as follows:

$$D(d\chi) = \sup_{(\mathbf{T}, \underline{q}) \in \mathcal{A}} (\mathbf{T} : d\mathbf{E}^p - \underline{q} \cdot d\alpha). \quad (7)$$

### 2.3 Finite elastoplasticity model problem in incremental form

We are interested in finding the quasi-static evolution in the pseudo-time interval  $I = [0, t_F]$ ,  $t_F > 0$ , of the elastoplastic material body  $\mathcal{B}_0$ . The pseudo-time interval  $I$  is discretized into  $N$  subintervals such that  $t^0 = 0 < t^1 < \dots < t^N = t_F$ . The evolution occurs under the action of a body force  $\underline{f} : \Omega_0 \times I \rightarrow \mathbb{R}^d$ , a traction force  $\underline{t} : \Gamma_N \times I \rightarrow \mathbb{R}^d$  on the Neumann boundary  $\Gamma_N$ , and a prescribed displacement  $\underline{u}_D : \Gamma_D \times I \rightarrow \mathbb{R}^d$  on the Dirichlet boundary  $\Gamma_D$ . We denote by  $V_D^n$ , resp.  $V_0$ , the set of all kinematically admissible displacements which satisfy the Dirichlet conditions, resp. homogeneous Dirichlet conditions on  $\Gamma_D$ :

$$V_D^n = \left\{ \underline{v} \in H^1(\Omega_0; \mathbb{R}^d) \mid \underline{v} = \underline{u}_D(t^n) \text{ on } \Gamma_D \right\}, \quad V_0 = \left\{ \underline{v} \in H^1(\Omega_0; \mathbb{R}^d) \mid \underline{v} = \underline{0} \text{ on } \Gamma_D \right\}. \quad (8)$$

Following [38], we define for any pseudo-time step  $1 \leq n \leq N$ , the incremental pseudo-energy density  $\Psi : \mathbb{R}_+^{d \times d} \times \mathcal{X} \rightarrow \mathbb{R}$  acting on the pair  $(\mathbf{F}, \underline{\chi})$  such that

$$\Psi(\mathbf{F}, \underline{\chi}) = \left\{ (\psi^e(\mathbf{E}^e) + \psi^p(\underline{\alpha})) - (\psi^e(\mathbf{E}^e(\underline{u}^{n-1})) + \psi^p(\underline{\alpha}^{n-1})) \right\} + D(\underline{\chi} - \underline{\chi}^{n-1}), \quad (9)$$

where  $\underline{u}^{n-1} \in V_D^{n-1}$  and  $\underline{\chi}^{n-1} \in L^2(\Omega_0; \mathcal{X})$  are given from the previous pseudo-time step or the initial condition. Note that the second term in (9) is constant and is added so that the pseudo-energy is in incremental form. This allows us to define the energy functional  $\mathcal{E}^n : V_D^n \times L^2(\Omega_0; \mathcal{X}) \rightarrow \mathbb{R}$  such that for all kinematically admissible displacements  $\underline{v} \in V_D^n$  and all generalized internal variables  $\underline{\chi} \in L^2(\Omega_0; \mathcal{X})$ .

$$\mathcal{E}^n(\underline{v}, \underline{\chi}) = \int_{\Omega_0} \Psi(\mathbf{F}(\underline{v}), \underline{\chi}) d\Omega_0 - \int_{\Omega_0} \underline{f}^n \cdot \underline{v} d\Omega_0 - \int_{\Gamma_N} \underline{t}^n \cdot \underline{v} d\Gamma. \quad (10)$$

The static equilibrium of the elastoplastic body  $\mathcal{B}_0$  is determined at each pseudo-time step  $1 \leq n \leq N$  by finding a displacement mapping  $\underline{u}^n \in V_D^n$  and generalized internal variables  $\underline{\chi}^n \in L^2(\Omega_0; \mathcal{X})$  which minimize the energy functional  $\mathcal{E}^n$  in (10), i.e.,

$$(\underline{u}^n, \underline{\chi}^n) = \arg \min_{\underline{v} \in V_D^n, \underline{\chi} \in L^2(\Omega_0; \mathcal{X})} \mathcal{E}^n(\underline{v}, \underline{\chi}) \quad (11)$$

On the one hand, the first variation of  $\mathcal{E}^n$  with respect to the displacement field leads to the following form:

$$0 = D\mathcal{E}^n(\underline{u}^n, \underline{\chi}^n)[\underline{v}] = \int_{\Omega_0} \mathbf{P}^n : \nabla_X \underline{v} d\Omega_0 - \int_{\Omega_0} \underline{f}^n \cdot \underline{v} d\Omega_0 - \int_{\Gamma_N} \underline{t}^n \cdot \underline{v} d\Gamma, \quad \text{for all } \underline{v} \in V_0, \quad (12)$$

where  $\mathbf{P}^n := \partial_{\mathbf{F}} \Psi(\mathbf{F}(\underline{u}^n), \underline{\chi}^n)$  is the first Piola–Kirchhoff stress tensor. On the other hand, the first variation of  $\mathcal{E}^n$  with respect to the generalized internal variables leads to the following incremental nonlinear equations (see [38, 41] for example):

$$\mathbf{E}^{p,n} - \mathbf{E}^{p,n-1} = \Lambda(\mathbf{T}^n, \underline{q}^n) \partial_{\mathbf{T}} \Phi(\mathbf{T}^n, \underline{q}^n), \quad \text{and} \quad \underline{\alpha}^n - \underline{\alpha}^{n-1} = -\Lambda(\mathbf{T}^n, \underline{q}^n) \partial_{\underline{q}} \Phi(\mathbf{T}^n, \underline{q}^n), \quad (13)$$

where the plastic multiplier  $\Lambda$  verifies the Kuhn–Tucker conditions

$$\Lambda(\mathbf{T}^n, \underline{q}^n) \geq 0, \quad \Phi(\mathbf{T}^n, \underline{q}^n) \leq 0, \quad \text{and} \quad \Lambda(\mathbf{T}^n, \underline{q}^n) \Phi(\mathbf{T}^n, \underline{q}^n) = 0. \quad (14)$$

Thus, the minimization problem (11) can be reformulated, in a more classical way as follows: For all  $1 \leq n \leq N$ , given  $\underline{u}^{n-1} \in V_D^{n-1}$  and  $\underline{\chi}^{n-1} \in L^2(\Omega_0; \mathcal{X})$  from the previous pseudo-time step or the initial condition, find  $\underline{u}^n \in V_D^n$  and  $\underline{\chi}^n \in L^2(\Omega_0; \mathcal{X})$  such that

$$\int_{\Omega_0} \mathbf{P}^n : \nabla_X \underline{v} \, d\Omega_0 = \int_{\Omega_0} \underline{f}^n \cdot \underline{v} \, d\Omega_0 + \int_{\Gamma_N} \underline{t}^n \cdot \underline{v} \, d\Gamma, \quad \text{for all } \underline{v} \in V_0, \quad (15a)$$

and

$$(\underline{\chi}^n, \mathbf{P}^n, \mathbb{A}_{ep}^n) = \text{FINITE\_PLASTICITY}(\underline{\chi}^{n-1}, \mathbf{F}(\underline{u}^{n-1}), \mathbf{F}(\underline{u}^n)). \quad (15b)$$

The procedure `FINITE_PLASTICITY` allows one to compute the new values of the generalized internal variables  $\underline{\chi}$ , the first Piola–Kirchhoff stress tensor  $\mathbf{P}$  and the consistent nominal elastoplastic tangent modulus  $\mathbb{A}_{ep}$  at each pseudo-time step. This procedure is detailed in Section 2.4.

## 2.4 Algorithmic aspects

Algorithm 1 presents the incremental elastoplasticity problem that has to be solved in order to find the new value, after incrementation, of the generalized internal variables  $\underline{\chi}^{\text{new}} = (\mathbf{E}^{\text{p,new}}, \underline{\alpha}^{\text{new}}) \in \mathcal{X}$ , the first Piola–Kirchhoff stress tensor  $\mathbf{P}^{\text{new}} \in \mathbb{R}_{\text{sym}}^{d \times d}$ , and the consistent nominal elastoplastic tangent modulus  $\mathbb{A}_{ep}^{\text{new}}$ , given the generalized internal variables  $\underline{\chi} \in \mathcal{X}$ , the deformation gradient  $\mathbf{F} \in \mathbb{R}_+^{d \times d}$ , and the new value of the deformation gradient  $\mathbf{F}^{\text{new}} \in \mathbb{R}_+^{d \times d}$ . Solving this problem is denoted as previously

$$(\underline{\chi}^{\text{new}}, \mathbf{P}^{\text{new}}, \mathbb{A}_{ep}^{\text{new}}) = \text{FINITE\_PLASTICITY}(\underline{\chi}, \mathbf{F}, \mathbf{F}^{\text{new}}). \quad (16)$$

The procedure to compute  $(\underline{\chi}^{\text{new}}, \mathbf{P}^{\text{new}}, \mathbb{A}_{ep}^{\text{new}})$  is described in Algorithm 1 and is composed of three different steps. Firstly, a geometric pre-processing is applied in order to compute the logarithmic strain tensors  $\mathbf{E}$  and  $\mathbf{E}^{\text{new}}$ . Secondly, we use the procedure `SMALL_PLASTICITY` which solves the nonlinear incremental problem (13)–(14) to compute  $(\underline{\chi}^{\text{new}}, \mathbf{T}^{\text{new}}, \mathbb{E}_{ep}^{\text{new}})$ . The resolution of (13)–(14) is the same as in the case of plasticity with small deformations and thus makes it possible to extend the procedures already developed for small deformations to finite deformations without modifications. One significant example of such procedure is the standard radial return mapping [41, 43]. Finally, a geometric post-processing step is applied to compute the new value of the first Piola–Kirchhoff stress tensor  $\mathbf{P}^{\text{new}}$  and the consistent nominal elastoplastic tangent modulus  $\mathbb{A}_{ep}^{\text{new}}$  from the logarithmic stress tensor  $\mathbf{T}^{\text{new}}$  and the consistent logarithmic elastoplastic tangent modulus  $\mathbb{E}_{ep}^{\text{new}}$ . Detailed explanations to compute the pre- and post-processing steps are given in [38, Box. 4].  $\mathbb{A}_{ep}^{\text{new}} := \partial_{\mathbf{F}\mathbf{F}} \Psi(\mathbf{F}^{\text{new}}, \underline{\chi}^{\text{new}})$  is the consistent elastoplastic tangent modulus and is a fourth-order tensor having only the major symmetries contrary to  $\mathbb{E}_{ep}^{\text{new}}$  which has the major and minor symmetries. For a finite incremental strain, the consistent elastoplastic tangent modulus generally differs from the so-called continuous elastoplastic tangent modulus which is obtained by letting the incremental strain tend to zero [44].

## 2.5 Example: nonlinear isotropic hardening with a von Mises yield criterion

An illustration of the plasticity model defined above is the nonlinear isotropic hardening model with a von Mises criterion. A Saint Venant–Kirchhoff hyperelastic energy is considered for the



---

**Algorithm 1** Computation of  $(\underline{\chi}^{\text{new}}, \mathbf{P}^{\text{new}}, \mathbb{A}_{ep}^{\text{new}})$ 


---

- 1: **procedure** FINITE\_PLASTICITY( $\underline{\chi}, \mathbf{F}, \mathbf{F}^{\text{new}}$ )
  - 2:   Set  $\mathbf{E} = \frac{1}{2} \ln(\mathbf{F}^T \mathbf{F})$ ,  $\mathbf{E}^{\text{new}} = \frac{1}{2} \ln(\mathbf{F}^{\text{new},T} \mathbf{F}^{\text{new}})$  and  $d\mathbf{E} := \mathbf{E}^{\text{new}} - \mathbf{E}$
  - 3:   Compute  $(\underline{\chi}^{\text{new}}, \mathbf{T}^{\text{new}}, \mathbb{E}_{ep}^{\text{new}}) = \text{SMALL\_PLASTICITY}(\underline{\chi}, \mathbf{E}, d\mathbf{E})$ .
  - 4:   Compute  $\mathbf{P}^{\text{new}} = \mathbf{T}^{\text{new}} : (\partial_{\mathbf{F}} \mathbf{E})^{\text{new}}$  and  $\mathbb{A}_{ep}^{\text{new}} = (\partial_{\mathbf{F}} \mathbf{E})^{\text{new},T} : \mathbb{E}_{ep}^{\text{new}} : (\partial_{\mathbf{F}} \mathbf{E})^{\text{new}} + \mathbf{T}^{\text{new}} : (\partial_{\mathbf{F}\mathbf{F}} \mathbf{E})^{\text{new}}$
  - 5:   **return**  $(\underline{\chi}^{\text{new}}, \mathbf{P}^{\text{new}}, \mathbb{A}_{ep}^{\text{new}})$
  - 6: **end procedure**
- 

elastic part of free energy such that

$$\psi^e(\mathbf{E}^e) = \mathbf{E}^e : \mathbb{C} : \mathbf{E}^e, \quad (17)$$

where the elastic modulus is  $\mathbb{C} = 2\mu \mathbb{I}^s + \lambda \mathbf{I} \otimes \mathbf{I}$ , with  $\mu > 0$ ,  $3\lambda + 2\mu > 0$ ,  $(\mathbb{I}^s)_{ijkl} = \frac{1}{2}(\delta_{ik}\delta_{jl} + \delta_{il}\delta_{jk})$ , and  $(\mathbf{I} \otimes \mathbf{I})_{ijkl} = \delta_{ij}\delta_{kl}$ . The internal variable is  $\underline{\alpha} := p$ , where  $p \geq 0$  is the equivalent plastic strain. We assume that the plastic part of the free energy is so that

$$\psi^p(\underline{\alpha}) = \sigma_{y,0} p + \frac{H}{2} p^2 + (\sigma_{y,\infty} - \sigma_{y,0}) \left( p + \frac{e^{-\delta p}}{\delta} \right), \quad (18)$$

where  $H \geq 0$  is the isotropic hardening modulus,  $\sigma_{y,0} > 0$ , resp.  $\sigma_{y,\infty} \geq 0$ , is the initial, resp. infinite, yield stress and  $\delta \geq 0$  is the saturation parameter. The associated thermodynamic force  $\underline{q} = \sigma_{y,0} + Hp + (\sigma_{y,\infty} - \sigma_{y,0})(1 - e^{-\delta p})$  is called the internal stress. Concerning the yield function, we consider a  $J_2$ -plasticity model with a von Mises criterion:

$$\Phi(\mathbf{T}, \underline{q}) = \sqrt{\frac{3}{2}} \|\text{dev}(\mathbf{T})\|_{\ell^2} - \underline{q}. \quad (19)$$

where  $\text{dev}(\boldsymbol{\tau}) := \boldsymbol{\tau} - \frac{1}{d} \text{trace}(\boldsymbol{\tau}) \mathbf{I}$  is the deviatoric operator, and the Frobenius norm is defined as  $\|\boldsymbol{\tau}\|_{\ell^2} = \sqrt{\boldsymbol{\tau} : \boldsymbol{\tau}}$ , for all  $\boldsymbol{\tau} \in \mathbb{R}^{d \times d}$ . Since, we use a Saint Venant–Kirchhoff hyperelastic energy, the elastic deformations have to remain low compared to the plastic deformations in order to ensure the existence of a solution to (15), see for example [7, 38]. In this case, the above model describes with a reasonable accuracy the behaviour of metals (see [34]). This model is used for the numerical examples of Section 4.

## 3 The Hybrid High-Order method

### 3.1 Discrete setting

We consider a mesh sequence  $(\mathcal{T}_h)_{h>0}$ , where for each  $h > 0$ , the mesh  $\mathcal{T}_h$  is composed of nonempty disjoint open polyhedra with planar faces such that  $\overline{\Omega}_0 = \bigcup_{T \in \mathcal{T}_h} \overline{T}$ . The mesh-size is  $h = \max_{T \in \mathcal{T}_h} h_T$ , where  $h_T$  stands for the diameter of the cell  $T$ . A closed subset  $F$  of  $\overline{\Omega}_0$  is called a mesh face if it is a subset with nonempty relative interior of some affine hyperplane  $H_F$  and (i) if either there exist two distinct mesh cells  $T_-, T_+ \in \mathcal{T}_h$  such that  $F = \partial T_- \cap \partial T_+ \cap H_F$  (and  $F$  is called an interface) or (ii) there exists one mesh cell  $T \in \mathcal{T}_h$  such that  $F = \partial T \cap \Gamma \cap H_F$  (and  $F$  is called a boundary face). The mesh faces are collected in the set  $\mathcal{F}_h$  which is further partitioned into the subset  $\mathcal{F}_h^i$  which is the collection of the interfaces and the subset  $\mathcal{F}_h^b$  which is the collection of the boundary faces. We assume that the mesh is compatible with the partition of



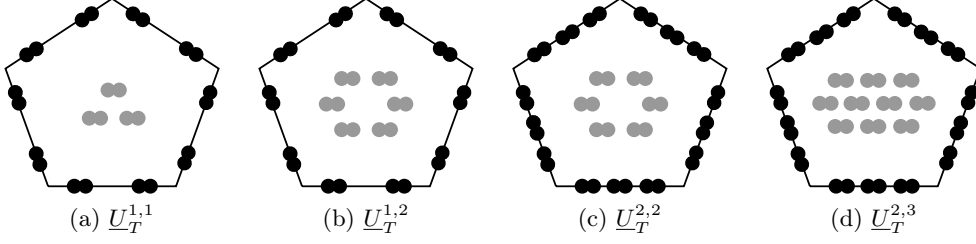


Figure 1: Face (black) and cell (gray) degrees of freedom in  $\underline{U}_T^{k,l}$  for different values of the pair  $(k, l)$  in the two-dimensional case (each dot represents a degree of freedom which is not necessarily a point evaluation).

the boundary  $\Gamma$  into  $\Gamma_D$  and  $\Gamma_N$ , so that we can further split the set  $\mathcal{F}_h^b$  into the disjoint subsets  $\mathcal{F}_h^{b,D}$  and  $\mathcal{F}_h^{b,N}$  with obvious notation. For all  $T \in \mathcal{T}_h$ ,  $\mathcal{F}_{\partial T}$  is the collection of the mesh faces that are subsets of  $\partial T$  and  $\underline{n}_T$  is the unit outward normal to  $T$ . We assume that the mesh sequence  $(\mathcal{T}_h)_{h>0}$  is shape-regular in the sense specified in [18], i.e., there is a matching simplicial submesh of  $\mathcal{T}_h$  that belongs to a shape-regular family of simplicial meshes in the usual sense of Ciarlet [13] and such that each mesh cell  $T \in \mathcal{T}_h$  (resp., mesh face  $F \in \mathcal{F}_h$ ) can be decomposed in a finite number of sub-cells (resp., sub-faces) which belong to only one mesh cell (resp., to only one mesh face or to the interior of a mesh cell) with uniformly comparable diameter.

Let  $k \geq 1$  be a fixed polynomial degree and  $l \in \{k, k+1\}$ . In each mesh cell  $T \in \mathcal{T}_h$ , the local HHO unknowns consist of a pair  $(\underline{v}_T, \underline{v}_{\partial T})$ , where the cell unknown  $\underline{v}_T \in \mathbb{P}_d^l(T; \mathbb{R}^d)$  is a vector-valued  $d$ -variate polynomial of degree at most  $l$  in the mesh cell  $T$ , and  $\underline{v}_{\partial T} \in \mathbb{P}_{d-1}^k(\mathcal{F}_{\partial T}; \mathbb{R}^d) = \times_{F \in \mathcal{F}_{\partial T}} \mathbb{P}_{d-1}^k(F; \mathbb{R}^d)$  is a piecewise, vector-valued  $(d-1)$ -variate polynomial of degree at most  $k$  on each face  $F \in \mathcal{F}_{\partial T}$ . We write more concisely that

$$(\underline{v}_T, \underline{v}_{\partial T}) \in \underline{U}_T^{k,l} := \mathbb{P}_d^l(T; \mathbb{R}^d) \times \mathbb{P}_{d-1}^k(\mathcal{F}_{\partial T}; \mathbb{R}^d). \quad (20)$$

We write the superscript  $k$  first since  $k$  is the value that determines the convergence rates of the approximation. The degrees of freedom are illustrated in Fig. 1, where a dot indicates one degree of freedom (which is not necessarily computed as a point evaluation). We equip the space  $\underline{U}_T^{k,l}$  with the following local discrete strain semi-norm:

$$|(\underline{v}_T, \underline{v}_{\partial T})|_{1,T}^2 := \|\nabla_X \underline{v}_T\|_{L^2(T)}^2 + \|\gamma_{\partial T}^{\frac{1}{2}}(\underline{v}_T - \underline{v}_{\partial T})\|_{\underline{L}^2(\partial T)}^2, \quad (21)$$

with the piecewise constant function  $\gamma_{\partial T}$  such that  $\gamma_{\partial T}|_F = h_F^{-1}$  for all  $F \in \mathcal{F}_{\partial T}$ , where  $h_F$  is the diameter of  $F$ . We notice that  $|(\underline{v}_T, \underline{v}_{\partial T})|_{1,T} = 0$  implies that  $\underline{v}_T$  is a rigid-body motion and that  $\underline{v}_{\partial T}$  is the trace of  $\underline{v}_T$  on  $\partial T$ .

### 3.2 Local gradient reconstruction and stabilization

The first key ingredient in the devising of the HHO method is a local gradient reconstruction in each mesh cell  $T \in \mathcal{T}_h$ . This reconstruction is materialized by an operator  $\mathbf{G}_T^k : \underline{U}_T^{k,l} \rightarrow \mathbb{P}_d^k(T; \mathbb{R}^{d \times d})$  mapping onto the space composed of  $\mathbb{R}^{d \times d}$ -valued polynomials in  $T$ . The main reason for reconstructing the gradient in a larger space than the space  $\nabla_X \mathbb{P}_d^{k+1}(T; \mathbb{R}^d)$  (as for the linear elasticity problem [18]) is that the reconstructed gradient of a test function acts against a discrete stress tensor which is not in gradient form, see [22, Section 4] for further insight. For

all  $(\underline{v}_T, \underline{v}_{\partial T}) \in \underline{U}_T^{k,l}$ , the reconstructed gradient  $\mathbf{G}_T^k(\underline{v}_T, \underline{v}_{\partial T}) \in \mathbb{P}_d^k(T; \mathbb{R}^{d \times d})$  is obtained by solving the following local problem: For all  $\boldsymbol{\tau} \in \mathbb{P}_d^k(T; \mathbb{R}^{d \times d})$ ,

$$(\mathbf{G}_T^k(\underline{v}_T, \underline{v}_{\partial T}), \boldsymbol{\tau})_{\mathbf{L}^2(T)} = (\nabla_X \underline{v}_T, \boldsymbol{\tau})_{\mathbf{L}^2(T)} + (\underline{v}_{\partial T} - \underline{v}_T|_{\partial T}, \boldsymbol{\tau} \cdot \underline{n}_T)_{\underline{L}^2(\partial T)}. \quad (22)$$

Solving this problem entails choosing a basis of the polynomial space  $\mathbb{P}_d^k(T; \mathbb{R})$  and inverting the associated mass matrix for each component of the tensor  $\mathbf{G}_T^k(\underline{v}_T, \underline{v}_{\partial T})$ . The second key ingredient in the HHO method is a local stabilization operator that enforces weakly the matching between the faces unknowns and the trace of the cell unknowns. Following [18, 20], the stabilization operator  $\underline{S}_{\partial T}^k : \mathbb{P}_{d-1}^l(\mathcal{F}_{\partial T}; \mathbb{R}^d) \rightarrow \mathbb{P}_{d-1}^k(\mathcal{F}_{\partial T}; \mathbb{R}^d)$  acts on the difference  $\underline{\theta} = \underline{v}_{\partial T} - \underline{v}_T|_{\partial T} \in \mathbb{P}_{d-1}^l(\mathcal{F}_{\partial T}; \mathbb{R}^d)$ , and in the mixed-order case  $l = k + 1$  is such that, for all  $\underline{\theta} \in \mathbb{P}_{d-1}^{k+1}(\mathcal{F}_{\partial T}; \mathbb{R}^d)$ ,

$$\underline{S}_{\partial T}^k(\underline{\theta}) = \underline{\Pi}_{\partial T}^k(\underline{\theta}), \quad (23)$$

where  $\underline{\Pi}_{\partial T}^k$  denotes the  $L^2$ -orthogonal projectors onto  $\mathbb{P}_{d-1}^k(\mathcal{F}_{\partial T}; \mathbb{R}^d)$ , and in the equal-order case  $l = k$  is such that, for all  $\underline{\theta} \in \mathbb{P}_{d-1}^k(\mathcal{F}_{\partial T}; \mathbb{R}^d)$ ,

$$\underline{S}_{\partial T}^k(\underline{\theta}) = \underline{\Pi}_{\partial T}^k(\underline{\theta} - (\mathbf{I} - \underline{\Pi}_T^k) \underline{D}_T^{k+1}(\underline{0}, \underline{\theta})|_{\partial T}), \quad (24)$$

where  $\underline{\Pi}_T^k$  denotes the  $L^2$ -orthogonal projectors onto  $\mathbb{P}_d^k(T; \mathbb{R}^d)$ . The local displacement reconstruction operator  $\underline{D}_T^{k+1} : \underline{U}_T^{k,l} \rightarrow \mathbb{P}_d^{k+1}(T; \mathbb{R}^d)$  is such that, for all  $(\underline{v}_T, \underline{v}_{\partial T}) \in \underline{U}_T^{k,l}$ ,  $\underline{D}_T^{k+1}(\underline{v}_T, \underline{v}_{\partial T}) \in \mathbb{P}_d^{k+1}(T; \mathbb{R}^d)$  is obtained by solving the following local Neumann problem: For all  $\underline{w} \in \mathbb{P}_d^{k+1}(T; \mathbb{R}^d)$ ,

$$(\nabla_X \underline{D}_T^{k+1}(\underline{v}_T, \underline{v}_{\partial T}), \nabla_X \underline{w})_{\mathbf{L}^2(T)} = (\nabla_X \underline{v}_T, \nabla_X \underline{w})_{\mathbf{L}^2(T)} + (\underline{v}_{\partial T} - \underline{v}_T|_{\partial T}, \nabla_X \underline{w} \cdot \underline{n}_T)_{\underline{L}^2(\partial T)}. \quad (25)$$

together with the mean-value conditions  $\int_T \underline{D}_T^{k+1}(\underline{v}_T, \underline{v}_{\partial T}) dT = \int_T \underline{v}_T dT$ . Comparing with (22), one readily sees that  $\nabla_X \underline{D}_T^{k+1}(\underline{v}_T, \underline{v}_{\partial T})$  is the  $L^2$ -orthogonal projection of  $\mathbf{G}_T^k(\underline{v}_T, \underline{v}_{\partial T})$  onto the subspace  $\nabla_X \mathbb{P}_d^{k+1}(T; \mathbb{R}^d)$ . Note also that the right-hand side of (24) can be rewritten as  $\underline{\Pi}_{\partial T}^k(\underline{v}_{\partial T} - \underline{v}_T|_{\partial T} - (\mathbf{I} - \underline{\Pi}_T^k) \underline{D}_T^{k+1}(\underline{v}_T, \underline{v}_{\partial T})|_{\partial T})$ . Adapting [18, Lemma 4], it is straightforward to establish the following stability and boundedness properties (the proof is omitted for brevity).

**Lemma 3 (Boundedness and stability)** *Let the gradient reconstruction operator be defined by (22) and the stabilization operator be defined by (23) or (24). Let  $\gamma_{\partial T}$  be defined below (21). Then, we have the following properties: (i) Boundedness: there exists  $\alpha_{\sharp} < +\infty$ , uniform w.r.t.  $h$ , such that, for all  $T \in \mathcal{T}_h$  and for  $(\underline{v}_T, \underline{v}_{\partial T}) \in \underline{U}_T^{k,l}$ ,*

$$\left( \|\mathbf{G}_T^k(\underline{v}_T, \underline{v}_{\partial T})\|_{\mathbf{L}^2(T)}^2 + \|\gamma_{\partial T}^{\frac{1}{2}} \underline{S}_{\partial T}^k(\underline{v}_{\partial T} - \underline{v}_T|_{\partial T})\|_{\underline{L}^2(\partial T)}^2 \right)^{\frac{1}{2}} \leq \alpha_{\sharp} |(\underline{v}_T, \underline{v}_{\partial T})|_{1,T}. \quad (26)$$

(ii) Stability: there exists  $\alpha_{\flat} > 0$ , uniform w.r.t.  $h$ , such that, for all  $T \in \mathcal{T}_h$  and all  $(\underline{v}_T, \underline{v}_{\partial T}) \in \underline{U}_T^{k,l}$ ,

$$\alpha_{\flat} |(\underline{v}_T, \underline{v}_{\partial T})|_{1,T} \leq \left( \|\mathbf{G}_T^k(\underline{v}_T, \underline{v}_{\partial T})\|_{\mathbf{L}^2(T)}^2 + \|\gamma_{\partial T}^{\frac{1}{2}} \underline{S}_{\partial T}^k(\underline{v}_{\partial T} - \underline{v}_T|_{\partial T})\|_{\underline{L}^2(\partial T)}^2 \right)^{\frac{1}{2}}. \quad (27)$$

As shown in [18], the following important commuting property holds true:

$$\mathbf{G}_T^k(I_{T,\partial T}(\underline{v})) = \underline{\Pi}_T^k(\nabla_X \underline{v}), \quad \forall \underline{v} \in H^1(T; \mathbb{R}^d), \quad (28)$$

with the reduction operator  $\underline{I}_{T,\partial T} : H^1(T; \mathbb{R}^d) \rightarrow \underline{U}_T^{k,l}$  defined as  $\underline{I}_{T,\partial T}(\underline{v}) = (\underline{\Pi}_T^l(\underline{v}), \underline{\Pi}_{\partial T}^k(\underline{v}|_{\partial T}))$ . Taking the trace in (28), we infer that

$$\text{trace}(\underline{G}_T^k(\underline{I}_{T,\partial T}(\underline{v}))) = \underline{\Pi}_T^k(\nabla_X \cdot \underline{v}), \quad \forall \underline{v} \in H^1(T; \mathbb{R}^d), \quad (29)$$

which is the key commuting property used to prove robustness for quasi-incompressible linear elasticity, see [18]. This absence of volumetric locking is confirmed in the numerical experiments performed in Section 4 in the nonlinear setting of finite elastoplasticity. Finally, proceeding as in [18, Thm. 8], one can show that for the linear elasticity problem and smooth solutions, the energy error converges as  $h^{k+1}|\underline{u}|_{\underline{H}^{k+2}(\Omega_0)}$ .

**Remark 4 (HDG-type stabilization)** *In general, HDG methods use the stabilization operator  $\underline{S}_{\partial T}^k(\underline{\theta}) = \underline{\theta}$  in the equal-order case which differ of the stabilization operator (24) of the proposed HHO method and allows us to show only that the energy error converges as  $h^k|\underline{u}|_{\underline{H}^{k+2}(\Omega_0)}$  for linear problems and smooth solution. In the mixed-order case, the stabilization operator (23) has been initially introduced in [33] and the same convergence rates than for HHO method have been proved.*

### 3.3 Global discrete problem

Let us now devise the global discrete problem. We set  $\mathbb{P}_d^l(\mathcal{T}_h; \mathbb{R}^d) := \times_{T \in \mathcal{T}_h} \mathbb{P}_d^l(T; \mathbb{R}^d)$  and  $\mathbb{P}_{d-1}^k(\mathcal{F}_h; \mathbb{R}^d) := \times_{F \in \mathcal{F}_h} \mathbb{P}_{d-1}^k(F; \mathbb{R}^d)$ . The global space of discrete HHO unknowns is defined as

$$\underline{U}_h^{k,l} := \mathbb{P}_d^l(\mathcal{T}_h; \mathbb{R}^d) \times \mathbb{P}_{d-1}^k(\mathcal{F}_h; \mathbb{R}^d). \quad (30)$$

For an element  $\underline{v}_h \in \underline{U}_h^{k,l}$ , we use the generic notation  $\underline{v}_h = (\underline{v}_{\mathcal{T}_h}, \underline{v}_{\mathcal{F}_h})$ . For any mesh cell  $T \in \mathcal{T}_h$ , we denote by  $(\underline{v}_T, \underline{v}_{\partial T}) \in \underline{U}_T^{k,l}$  the local components of  $\underline{v}_h$  attached to the mesh cell  $T$  and to the faces composing its boundary  $\partial T$ , and for any mesh face  $F \in \mathcal{F}_h$ , we denote by  $\underline{v}_F$  the component of  $\underline{v}_h$  attached to the face  $F$ . The Dirichlet boundary condition on the displacement field can be enforced explicitly on the discrete unknowns attached to the boundary faces in  $\mathcal{F}_h^{\text{b,D}}$ . Letting  $\underline{\Pi}_F^k$  denote the  $L^2$ -orthogonal projector onto  $\mathbb{P}_{d-1}^k(F; \mathbb{R}^d)$ , we set

$$\underline{U}_{h,D}^{k,l,n} := \left\{ (\underline{v}_{\mathcal{T}_h}, \underline{v}_{\mathcal{F}_h}) \in \underline{U}_h^{k,l} \mid \underline{v}_F = \underline{\Pi}_F^k(\underline{u}_D(t^n)), \forall F \in \mathcal{F}_h^{\text{b,D}} \right\}, \quad (31a)$$

$$\underline{U}_{h,0}^{k,l} := \left\{ (\underline{v}_{\mathcal{T}_h}, \underline{v}_{\mathcal{F}_h}) \in \underline{U}_h^{k,l} \mid \underline{v}_F = \underline{0}, \forall F \in \mathcal{F}_h^{\text{b,D}} \right\}. \quad (31b)$$

Note that the map  $\underline{v}_h \mapsto (\sum_{T \in \mathcal{T}_h} |(\underline{v}_T, \underline{v}_{\partial T})|_{1,T}^2)^{\frac{1}{2}}$  defines a norm on  $\underline{U}_{h,0}^{k,l}$ .

A key feature of the present HHO method is that the discrete generalized internal variables are computed only at some quadrature points in each mesh cell. We introduce for all  $T \in \mathcal{T}_h$ , the quadrature points  $\underline{\xi}_T = (\underline{\xi}_{T,j})_{1 \leq j \leq m_Q}$ , with  $\underline{\xi}_{T,j} \in T$  for all  $1 \leq j \leq m_Q$ , and the quadrature weights  $\omega_T = (\omega_{T,j})_{1 \leq j \leq m_Q}$ , with  $\omega_{T,j} \in \mathbb{R}$  for all  $1 \leq j \leq m_Q$ . We denote by  $k_Q$  the order of the quadrature. Then, the discrete internal variables are sought in the space

$$\tilde{\mathcal{X}}_{\mathcal{T}_h}^{m_Q} := \times_{T \in \mathcal{T}_h} \mathcal{X}^{m_Q}, \quad (32)$$

that is, for all  $T \in \mathcal{T}_h$ , the internal variables attached to  $T$  form a vector  $\tilde{\chi}_T = (\tilde{\chi}_T(\underline{\xi}_{T,j}))_{1 \leq j \leq m_Q}$  with  $\tilde{\chi}_T(\underline{\xi}_{T,j}) \in \mathcal{X}$  for all  $1 \leq j \leq m_Q$ .

We can now formulate the global discrete problem. We will use the following notation for two tensor-valued functions  $(\mathbf{p}, \mathbf{q})$  defined on  $T$ :

$$(\mathbf{p}, \mathbf{q})_{L_Q^2(T)} := \sum_{j=1}^{m_Q} \omega_{T,j} \mathbf{p}(\xi_{T,j}) : \mathbf{q}(\xi_{T,j}). \quad (33)$$

We will also need to consider the case where we know the tensor  $\tilde{\mathbf{p}}$  only at the quadrature nodes (we use a tilde to indicate this situation), i.e., we have  $\tilde{\mathbf{p}} = (\tilde{\mathbf{p}}(\xi_{T,j}))_{1 \leq j \leq m_Q} \in (\mathbb{R}^{d \times d})^{m_Q}$ . In this case, we slightly abuse the notation by denoting again by  $(\tilde{\mathbf{p}}, \mathbf{q})_{L_Q^2(T)}$  the quantity equal to the right-hand side of (33). The discrete energy functional  $\mathcal{E}_h^n : \underline{U}_{h,D}^{k,l,n} \times \tilde{\mathcal{X}}_{\mathcal{T}_h}^{m_Q} \rightarrow \mathbb{R}$  is defined for any pseudo-time step  $1 \leq n \leq N$  by

$$\begin{aligned} \mathcal{E}_h^n((\underline{v}_{\mathcal{T}_h}, \underline{v}_{\mathcal{F}_h}), \tilde{\underline{\chi}}_{\mathcal{T}_h}) &= \sum_{T \in \mathcal{T}_h} \left\{ (\tilde{\Psi}(\mathbf{F}_T^k(\underline{v}_T, \underline{v}_{\partial T}), \tilde{\underline{\chi}}_T), 1)_{L_Q^2(T)} - (\underline{f}^n, \underline{v}_T)_{\underline{L}^2(T)} \right\} - \sum_{F \in \mathcal{F}_h^{b,N}} (\underline{t}^n, \underline{v}_F)_{\underline{L}^2(F)} \\ &\quad + \sum_{T \in \mathcal{T}_h} \frac{\beta}{2} \|\gamma_{\partial T}^{\frac{1}{2}} \underline{S}_{\partial T}^k(\underline{v}_{\partial T} - \underline{v}_T|_{\partial T})\|_{\underline{L}^2(\partial T)}^2, \end{aligned} \quad (34)$$

for all  $(\underline{v}_{\mathcal{T}_h}, \underline{v}_{\mathcal{F}_h}) \in \underline{U}_{h,D}^{k,l,n}$  and  $\tilde{\underline{\chi}}_{\mathcal{T}_h} \in \tilde{\mathcal{X}}_{\mathcal{T}_h}^{m_Q}$ , with the local deformation gradient operator  $\mathbf{F}_T^k : \underline{U}_T^{k,l} \rightarrow \mathbb{P}_d^k(T; \mathbb{R}^{d \times d})$  such that  $\mathbf{F}_T^k(\underline{v}_T, \underline{v}_{\partial T}) := \mathbf{I} + \mathbf{G}_T^k(\underline{v}_T, \underline{v}_{\partial T})$ . Moreover, in the second line of (34), the stabilization employs a weight of the form  $\beta = 2\mu\beta_0$  with  $\beta_0 > 0$ . In the original HHO method for linear elasticity [18], the choice  $\beta_0 = 1$  is considered. In the present setting, the choice for  $\beta_0$  is further discussed in Section 3.5 and in Section 5.3. The global discrete problem consists in seeking for any pseudo-time step,  $1 \leq n \leq N$ , a stationary point of the discrete energy functional: Find the pair of discrete displacements  $(\underline{u}_{\mathcal{T}_h}^n, \underline{u}_{\mathcal{F}_h}^n) \in \underline{U}_{h,D}^{k,l,n}$  and the discrete internal variables  $\tilde{\underline{\chi}}_{\mathcal{T}_h}^n \in \tilde{\mathcal{X}}_{\mathcal{T}_h}^{m_Q}$  such that, for all  $(\delta \underline{v}_{\mathcal{T}_h}, \delta \underline{v}_{\mathcal{F}_h}) \in \underline{U}_{h,0}^{k,l}$ ,

$$\begin{aligned} &\sum_{T \in \mathcal{T}_h} (\tilde{\mathbf{P}}^n, \mathbf{G}_T^k(\delta \underline{v}_T, \delta \underline{v}_{\partial T}))_{L_Q^2(T)} + \sum_{T \in \mathcal{T}_h} \beta (\gamma_{\partial T} \underline{S}_{\partial T}^k(\underline{u}_{\partial T}^n - \underline{u}_T^n|_{\partial T}), \underline{S}_{\partial T}^k(\delta \underline{v}_{\partial T} - \delta \underline{v}_T|_{\partial T}))_{\underline{L}^2(\partial T)} \\ &= \sum_{T \in \mathcal{T}_h} (\underline{f}^n, \delta \underline{v}_T)_{\underline{L}^2(T)} + \sum_{F \in \mathcal{F}_h^{b,N}} (\underline{t}^n, \delta \underline{v}_F)_{\underline{L}^2(F)}, \end{aligned} \quad (35)$$

where for all  $T \in \mathcal{T}_h$  and all  $1 \leq j \leq m_Q$ ,

$$\begin{aligned} &(\tilde{\underline{\chi}}_T^n(\xi_{T,j}), \tilde{\mathbf{P}}^n(\xi_{T,j}), \tilde{\mathbb{A}}_{ep}^n(\xi_{T,j})) = \\ &\text{FINITE\_PLASTICITY}(\tilde{\underline{\chi}}_T^{n-1}(\xi_{T,j}), \mathbf{F}_T^k(\underline{u}_T^{n-1}, \underline{u}_{\partial T}^{n-1})(\xi_{T,j}), \mathbf{F}_T^k(\underline{u}_T^n, \underline{u}_{\partial T}^n)(\xi_{T,j})), \end{aligned} \quad (36)$$

with  $(\underline{u}_{\mathcal{T}_h}^{n-1}, \underline{u}_{\mathcal{F}_h}^{n-1}) \in \underline{U}_{h,D}^{k,l,n-1}$  and  $\tilde{\underline{\chi}}_{\mathcal{T}_h}^{n-1} \in \tilde{\mathcal{X}}_{\mathcal{T}_h}^{m_Q}$  given either from the previous pseudo-time step or the initial condition.

### 3.4 Discrete principle of virtual work

The discrete problem (35) expresses the principle of virtual work at the global level, and adapting the ideas introduced in [16] (see also [2, 11]), it is possible to infer a local principle of virtual work in terms of face-based discrete tractions that comply with the law of action and reaction.

Let  $\underline{S}_{\partial T}^{k*} : \mathbb{P}_{d-1}^k(\mathcal{F}_{\partial T}; \mathbb{R}^d) \rightarrow \mathbb{P}_{d-1}^k(\mathcal{F}_{\partial T}; \mathbb{R}^d)$  be the adjoint operator of  $\underline{S}_{\partial T}^k$  with respect to the  $L^2(\partial T; \mathbb{R}^d)$ -inner product so that we have  $(\gamma_{\partial T} \underline{S}_{\partial T}^k(\underline{\theta}), \underline{S}_{\partial T}^k(\underline{\zeta}))_{L^2(\partial T)} = (\underline{S}_{\partial T}^{k*}(\gamma_{\partial T} \underline{S}_{\partial T}^k(\underline{\theta})), \underline{\zeta})_{L^2(\partial T)}$  (recall that the weight  $\gamma_{\partial T}$  is piecewise constant on  $\partial T$ ). Let  $\mathbf{\Pi}_{Q,T}^k : (\mathbb{R}^{d \times d})^{m_Q} \rightarrow \mathbb{P}_d^k(T; \mathbb{R}^{d \times d})$  denote the  $L_Q^2$ -orthogonal projector such that for all  $\tilde{\mathbf{p}} \in (\mathbb{R}^{d \times d})^{m_Q}$ ,  $(\mathbf{\Pi}_{Q,T}^k(\tilde{\mathbf{p}}), \mathbf{q})_{L^2(T)} = (\tilde{\mathbf{p}}, \mathbf{q})_{L_Q^2(T)}$  for all  $\mathbf{q} \in \mathbb{P}_d^k(T; \mathbb{R}^{d \times d})$ . Finally, for any pseudo-time step  $1 \leq n \leq N$  and all  $T \in \mathcal{T}_h$ , let us define the discrete traction:

$$\underline{T}_T^n := \mathbf{\Pi}_{Q,T}^k(\tilde{\mathbf{P}}_T^n) \cdot \underline{n}_T + \beta \underline{S}_{\partial T}^{k*}(\gamma_{\partial T} \underline{S}_{\partial T}^k(\underline{u}_{\partial T}^n - \underline{u}_{T|\partial T}^n)) \in \mathbb{P}_{d-1}^k(\mathcal{F}_{\partial T}; \mathbb{R}^d), \quad (37)$$

where  $\tilde{\mathbf{P}}_T^n = (\tilde{\mathbf{P}}_T^n(\underline{\xi}_{T,j}))_{1 \leq j \leq m_Q} \in (\mathbb{R}^{d \times d})^{m_Q}$  and  $(\underline{u}_T^n, \underline{u}_{\partial T}^n) \in \underline{U}_T^{k,l}$ .

**Lemma 5 (Equilibrated tractions)** *Assume that  $k_Q \geq 2k$ . Then, for any pseudo-time step  $1 \leq n \leq N$ , the following local principle of virtual work holds true for all  $T \in \mathcal{T}_h$ :*

$$(\tilde{\mathbf{P}}_T^n, \nabla_X \delta \underline{v}_T)_{L_Q^2(T)} - (\underline{T}_T^n, \delta \underline{v}_{T|\partial T})_{L^2(\partial T)} = (\underline{f}_T^n, \delta \underline{v}_T)_{L^2(T)}, \quad \forall \delta \underline{v}_T \in \mathbb{P}_d^l(T; \mathbb{R}^d), \quad (38)$$

where the discrete tractions  $\underline{T}_T^n$  defined by (37) satisfy the following law of action and reaction for all  $F \in \mathcal{F}_h^i \cup \mathcal{F}_h^{b,N}$ :

$$\underline{T}_{T-|F}^n + \underline{T}_{T+|F}^n = \underline{0}, \quad \text{if } F \in \mathcal{F}_h^i \text{ with } F = \partial T_- \cap \partial T_+ \cap H_F, \quad (39a)$$

$$\underline{T}_{T|F}^n = \underline{\Pi}_F^k(\underline{t}^n), \quad \text{if } F \in \mathcal{F}_h^{b,N} \text{ with } F = \partial T \cap \Gamma_N \cap H_F. \quad (39b)$$

### 3.5 Nonlinear solver and implementation

The nonlinear problem (35)-(36) arising at any pseudo-time step  $1 \leq n \leq N$  is solved using a Newton's method. Given  $(\underline{u}_{\mathcal{T}_h}^{n-1}, \underline{u}_{\mathcal{F}_h}^{n-1}) \in \underline{U}_{h,D}^{k,l,n-1}$  and  $\tilde{\chi}_{\mathcal{T}_h}^{n-1} \in \tilde{\chi}_{\mathcal{T}_h}^{m_Q}$  from the previous pseudo-time step or the initial condition, the Newton's method is initialized by setting  $(\underline{u}_{\mathcal{T}_h}^{n,0}, \underline{u}_{\mathcal{F}_h}^{n,0}) = (\underline{u}_{\mathcal{T}_h}^{n-1}, \underline{u}_{\mathcal{F}_h}^{n-1})$  up to the update of the Dirichlet condition and  $\tilde{\chi}_{\mathcal{T}_h}^{n,0} = \tilde{\chi}_{\mathcal{T}_h}^{n-1}$ . Then, at each Newton's step  $i \geq 0$ , one computes the incremental displacement  $(\delta \underline{u}_{\mathcal{T}_h}^{n,i}, \delta \underline{u}_{\mathcal{F}_h}^{n,i}) \in \underline{U}_{h,0}^{k,l}$  and updates the discrete displacement as  $(\underline{u}_{\mathcal{T}_h}^{n,i+1}, \underline{u}_{\mathcal{F}_h}^{n,i+1}) = (\underline{u}_{\mathcal{T}_h}^{n,i}, \underline{u}_{\mathcal{F}_h}^{n,i}) + (\delta \underline{u}_{\mathcal{T}_h}^{n,i}, \delta \underline{u}_{\mathcal{F}_h}^{n,i})$ . The linear system of equations to be solved is

$$\begin{aligned} & \sum_{T \in \mathcal{T}_h} (\tilde{\mathbb{A}}_{ep}^{n,i} : \mathbf{G}_T^k(\delta \underline{u}_T^{n,i}, \delta \underline{u}_{\partial T}^{n,i}), \mathbf{G}_T^k(\delta \underline{v}_T, \delta \underline{v}_{\partial T}))_{L_Q^2(T)} \\ & + \sum_{T \in \mathcal{T}_h} \beta (\gamma_{\partial T} \underline{S}_{\partial T}^k(\delta \underline{u}_{\partial T}^{n,i} - \delta \underline{u}_{T|\partial T}^{n,i}), \underline{S}_{\partial T}^k(\delta \underline{v}_{\partial T} - \delta \underline{v}_{T|\partial T}))_{L^2(\partial T)} \\ & = -R_h^{n,i}(\delta \underline{v}_{\mathcal{T}_h}, \delta \underline{v}_{\mathcal{F}_h}), \end{aligned} \quad (40)$$

for all  $(\delta \underline{v}_T, \delta \underline{v}_{\partial T}) \in \underline{U}_{h,0}^{k,l}$ , where for all  $T \in \mathcal{T}_h$  and all  $1 \leq j \leq m_Q$ ,

$$(\tilde{\chi}_T^{n,i}(\underline{\xi}_{T,j}), \tilde{\mathbf{P}}_T^{n,i}(\underline{\xi}_{T,j}), \tilde{\mathbb{A}}_{ep}^{n,i}(\underline{\xi}_{T,j})) = \text{FINITE\_PLASTICITY}(\chi_{T,j}^{n-1}, \mathbf{F}_{T,j}^{n-1}, \mathbf{F}_{T,j}^{n,i}), \quad (41)$$

with  $\chi_{T,j}^{n-1} := \tilde{\chi}_T^{n-1}(\underline{\xi}_{T,j})$ ,  $\mathbf{F}_{T,j}^{n,i} := \mathbf{F}_T^k(\underline{u}_T^{n,i}, \underline{u}_{\partial T}^{n,i})(\underline{\xi}_{T,j})$ ,  $\mathbf{F}_{T,j}^{n-1} := \mathbf{F}_T^k(\underline{u}_T^{n-1}, \underline{u}_{\partial T}^{n-1})(\underline{\xi}_{T,j})$ , and the residual term

$$\begin{aligned} R_h^{n,i}(\delta \underline{v}_{\mathcal{T}_h}, \delta \underline{v}_{\mathcal{F}_h}) &= \sum_{T \in \mathcal{T}_h} (\tilde{\mathbf{P}}_T^{n,i}, \mathbf{G}_T^k(\delta \underline{v}_T, \delta \underline{v}_{\partial T}))_{L_Q^2(T)} - \sum_{T \in \mathcal{T}_h} (\underline{f}_T^n, \delta \underline{v}_T)_{L^2(T)} - \sum_{F \in \mathcal{F}_h^{b,N}} (\underline{t}_F^n, \delta \underline{v}_F)_{L^2(F)} \\ &+ \sum_{T \in \mathcal{T}_h} \beta (\gamma_{\partial T} \underline{S}_{\partial T}^k(\underline{u}_{\partial T}^{n,i} - \underline{u}_{T|\partial T}^{n,i}), \underline{S}_{\partial T}^k(\delta \underline{v}_{\partial T} - \delta \underline{v}_{T|\partial T}))_{L^2(\partial T)}. \end{aligned} \quad (42)$$

The assembling of the stiffness matrix resulting from the left-hand side of (40) is local (and thus fully parallelizable). The discrete internal variables  $\tilde{\underline{\chi}}_{\mathcal{T}_h}^n \in \tilde{\underline{\mathcal{X}}}_{\mathcal{T}_h}^{m_Q}$  are updated at the end of each pseudo-time step. Moreover, since the consistent elastoplastic tangent modulus  $\tilde{\mathbb{A}}_{ep}$  has major symmetries, its eigenvalues are real. Let us set  $\theta_{\mathcal{T}_h, Q} := \min_{(T,j) \in \mathcal{T}_h \times \{1, \dots, m_Q\}} \theta^{\min}(\tilde{\mathbb{A}}_{ep}(\underline{\xi}_{T,j}))$ , where  $\theta^{\min}(\mathbb{M})$  denotes the smallest eigenvalue of the symmetric fourth-order tensor  $\mathbb{M}$ . The following result shows that the linear system (40) arising at each Newton's step is coercive under the simple choice  $\beta_0 > 0$  on the stabilization parameter if  $\tilde{\mathbb{A}}_{ep}$  is positive-definite (strain-hardening plasticity is not a sufficient condition for positive-definiteness of  $\tilde{\mathbb{A}}_{ep}$ ).

**Theorem 6 (Coercivity)** *Assume that  $k_Q \geq 2k$  and that all the quadrature weights are positive. Moreover, assume that the consistent elastoplastic tangent modulus  $\tilde{\mathbb{A}}_{ep}$  is positive-definite, i.e.,  $\theta_{\mathcal{T}_h, Q} > 0$ . Then, the linear system (40) in each Newton's step is coercive for all  $\beta_0 > 0$ , i.e., there exists  $C_{\text{ell}} > 0$ , independent of  $h$ , such that for all  $(\underline{v}_{\mathcal{T}_h}, \underline{v}_{\mathcal{F}_h}) \in \underline{U}_{h,0}^{k,l}$ ,*

$$\begin{aligned} \sum_{T \in \mathcal{T}_h} (\tilde{\mathbb{A}}_{ep} : \mathbf{G}_T^k(\underline{v}_T, \underline{v}_{\partial T}), \mathbf{G}_T^k(\underline{v}_T, \underline{v}_{\partial T}))_{\underline{L}_Q^2(T)} + \sum_{T \in \mathcal{T}_h} \beta \|\gamma_{\partial T}^{\frac{1}{2}} \mathcal{S}_{\partial T}^k(\underline{v}_{\partial T} - \underline{v}_T|_{\partial T})\|_{\underline{L}^2(\partial T)}^2 \\ \geq C_{\text{ell}} \min \left( \beta_0, \frac{\theta_{\mathcal{T}_h, Q}}{2\mu} \right) 2\mu \sum_{T \in \mathcal{T}_h} |(\underline{v}_T, \underline{v}_{\partial T})|_{1,T}^2. \end{aligned} \quad (43)$$

The proof follows directly from [2, Theorem 6]. A reasonable choice of the stabilization parameter appears to be  $\beta_0 \geq \max(1, \frac{\theta_{\mathcal{T}_h, Q}}{2\mu})$  because  $\beta_0 = 1$  is a natural choice for linear elasticity (see [18]) and the choice  $\beta_0 \geq \frac{\theta_{\mathcal{T}_h, Q}}{2\mu}$  allows one to adjust the stabilization parameter if the evolution is plastic. We investigate numerically the choice of  $\beta_0$  in Section 5.3.

From a numerical point of view, as is classical with HHO methods [18, 20], and more generally with hybrid approximation methods, the cell unknowns  $\delta \underline{u}_T^{n,i}$  in (40) can be eliminated locally by using a static condensation (or Schur complement) technique. This allows us one to reduce (40) to a linear system in terms of the face unknowns only. The reduced system is of size  $N_{\mathcal{F}_h} \times d \binom{k+d-1}{d-1}$ , where  $N_{\mathcal{F}_h}$  denotes the number of mesh faces (Dirichlet boundary faces can be eliminated by enforcing the boundary condition explicitly). The implementation of HHO methods is realized using the open-source library `DiSk++` [14] which provides generic programming tools for the implementation of HHO methods and is available online<sup>1</sup>. We refer the reader to [14] and [2, Section 3.6] for further aspects about the implementation.

## 4 Numerical examples

The goal of this section is to evaluate the proposed HHO method on two- and three-dimensional benchmarks from the literature: (i) a necking of a 2D rectangular bar subjected to uniaxial extension, (ii) a Cook's membrane subjected to bending, (iii) a torsion of a square-section bar, and (iv) a quasi-incompressible sphere under internal pressure. We compare our results to the analytical solution whenever available or to numerical results obtained using the industrial open-source FEM code `code_aster` [25]. In this case, we consider a linear, resp. quadratic, cG formulation, referred to as Q1, resp. T2 or Q2, depending on the mesh, and a three-field mixed formulation in which the unknowns are the displacement, the pressure and the volumetric strain fields referred to as UPG [4]; in the UPG method, the displacement field is quadratic, whereas both the pressure

<sup>1</sup> <https://github.com/wareHHOuse/diskpp>

and the volumetric strain fields are linear. The conforming Q1, T2 and Q2 methods are known to present volumetric locking due to plastic incompressibility, whereas the UPG method is known to be robust but costly. Numerical results obtained using the UPG method are used as a reference solution whenever an analytical solution is not available.

The nonlinear isotropic plasticity model with a von Mises yield criterion described in Section 2.5 is used for the test cases. For the first three test cases, strain-hardening plasticity is considered with the following material parameters: Young modulus  $E = 206.9$  GPa, Poisson ratio  $\nu = 0.29$ , hardening parameter  $H = 129.2$  MPa, initial yield stress  $\sigma_{y,0} = 450$  MPa, infinite yield stress  $\sigma_{y,\infty} = 715$  MPa, and saturation parameter  $\delta = 16.93$ . For the fourth case, perfect plasticity is considered with the following material parameters: Young modulus  $E = 28.85$  MPa, Poisson ratio  $\nu = 0.499$ , hardening parameter  $H = 0$  MPa, initial and infinite yield stresses  $\sigma_{y,0} = \sigma_{y,\infty} = 6$  MPa, and saturation parameter  $\delta = 0$ . Moreover, for the two-dimensional test cases (i) and (ii), we assume additionally a plane strain condition. In the numerical experiments reported in this section, the stabilization parameter is taken to be  $\beta = 2\mu$  ( $\beta_0 = 1$ ), and all the quadratures use positive weights. In particular, for the HHO method, we employ a quadrature of order  $k_Q = 2k$  for the behavior cell integration. We employ the notation  $\text{HHO}(k, l)$  when using face polynomials of order  $k$  and cell polynomials of order  $l$ .

In Section 5, we perform further numerical investigations to test other capacities of HHO methods such as the support of general meshes with possibly non-conforming interfaces, the possibility of considering the lowest-order case  $k = 0$ , and the dependence on the stabilization parameter  $\beta$ .

#### 4.1 Necking of a 2D rectangular bar

In this first benchmark, we consider a 2D rectangular bar with an initial imperfection. The bar is subjected to uniaxial extension. This example has been studied previously by many authors as a necking problem [3, 17, 26, 42, 49] and can be used to test the robustness of the different methods. The bar has a length of 53.334 mm and a variable width from an initial width value of 12.826 mm at the top to a width of 12.595 mm at the center of the bar to create a geometric imperfection. A horizontal displacement  $\underline{u} = 5$  mm is imposed at both ends, as shown in Fig. 2a. For symmetry reasons, only one-quarter of the bar is discretized, and the mesh is composed of 400 quadrangles, see Fig. 2b. The load-displacement curve is plotted in Fig. 2c. We observe that except for Q1, all the other methods give very similar results. Moreover, the equivalent plastic strain  $p$ , respectively the trace of the Cauchy stress tensor  $\boldsymbol{\sigma}$ , are shown in Fig. 3, resp. in Fig. 4, at the quadrature points on the final configuration. A sign of locking is the presence of strong oscillations in the trace of the Cauchy stress tensor  $\boldsymbol{\sigma}$ . Thus, we notice that the cG formulations Q1 and Q2 lock, contrary to the HHO and UPG methods which deliver similar results. We remark that the results for  $\text{HHO}(1;1)$ , and  $\text{HHO}(1;2)$  are slightly less smooth than for  $\text{HHO}(2;2)$ ,  $\text{HHO}(2;3)$  and UPG. The reason is that on a fixed mesh, the two former methods have less quadrature points than the three latter ones, see Table 1 ( $\text{HHO}(2;2)$ ,  $\text{HHO}(2;3)$  and UPG have the same number of quadrature points). Therefore, the stress is evaluated using less points in  $\text{HHO}(1;1)$  and  $\text{HHO}(1;2)$ . It is sufficient to refine the mesh or to increase the order of the quadrature by two in  $\text{HHO}(1;1)$  and  $\text{HHO}(1;2)$  to retrieve similar results as for the three other methods (not shown for brevity).

#### 4.2 Cook's membrane problem

We consider the Cook's membrane problem which is a well known bending-dominated test case [4, 27, 42]. It consists of a tapered panel, clamped on one side, and subjected to a vertical load



Method	Q1	Q2	UPG	HHO(1;1)	HHO(1;2)	HHO(2;2)	HHO(2;3)
Number of dofs	884	2566	3450	3364	3364	5046	5046
Number of QPs	1600	3600	3600	1600	1600	3600	3600

Table 1: Necking of a 2D rectangular bar: number of globally coupled degrees of freedom (dofs) and quadrature points (QPs) for the different methods.

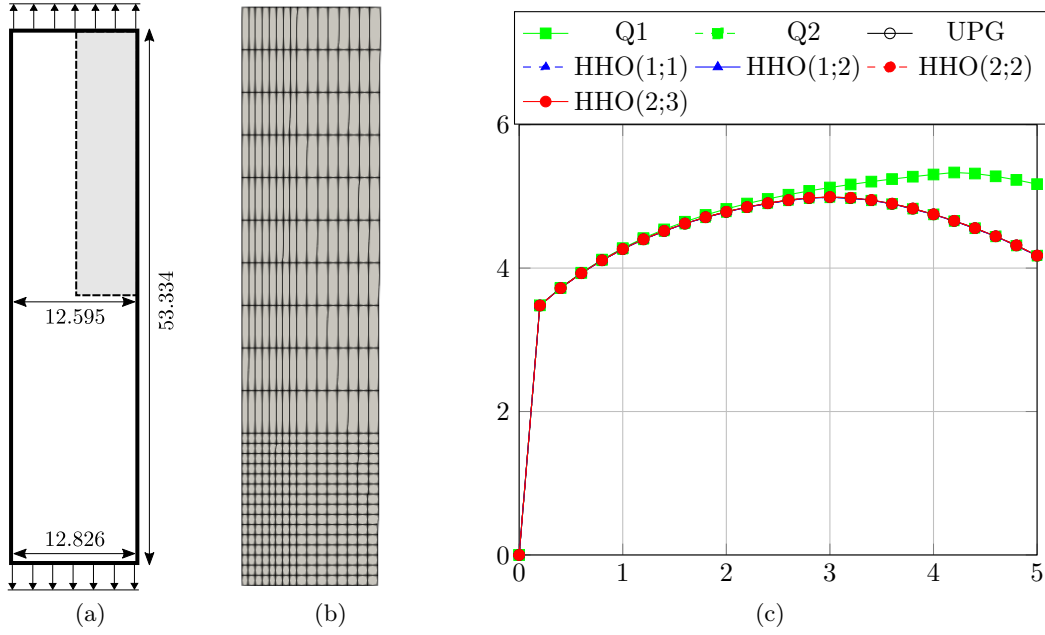


Figure 2: Necking of a 2D rectangular bar: (a) Geometry and boundary conditions (dimensions in mm). For symmetric reasons only the upper right-quarter of the bar is considered (b) Mesh composed of 400 quadrangles used for the computations. (c) Vertical reaction versus imposed displacement for the different methods.

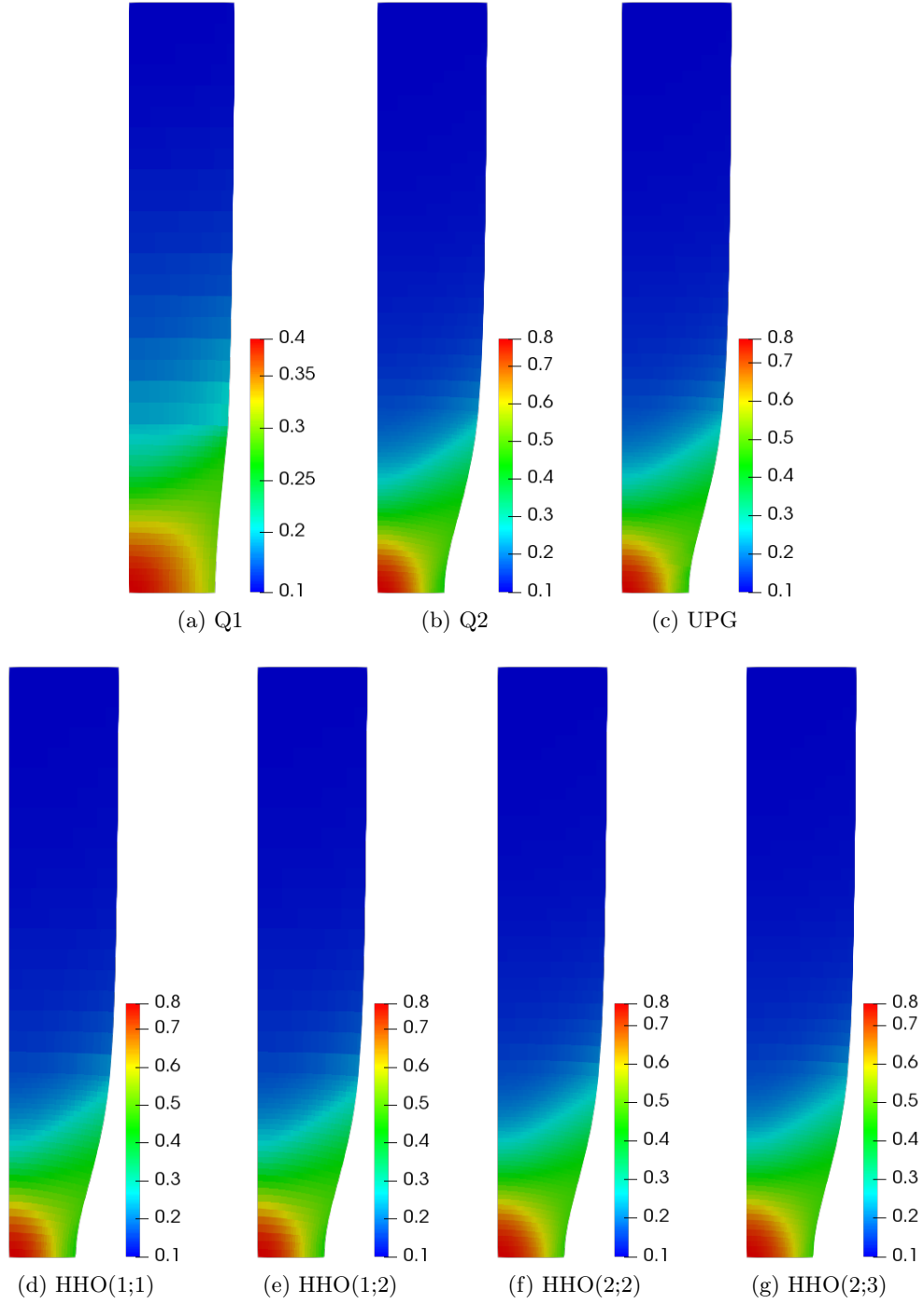


Figure 3: Necking of a 2D rectangular bar: Equivalent plastic strain  $p$  at the quadrature points on the final configuration for the different methods.

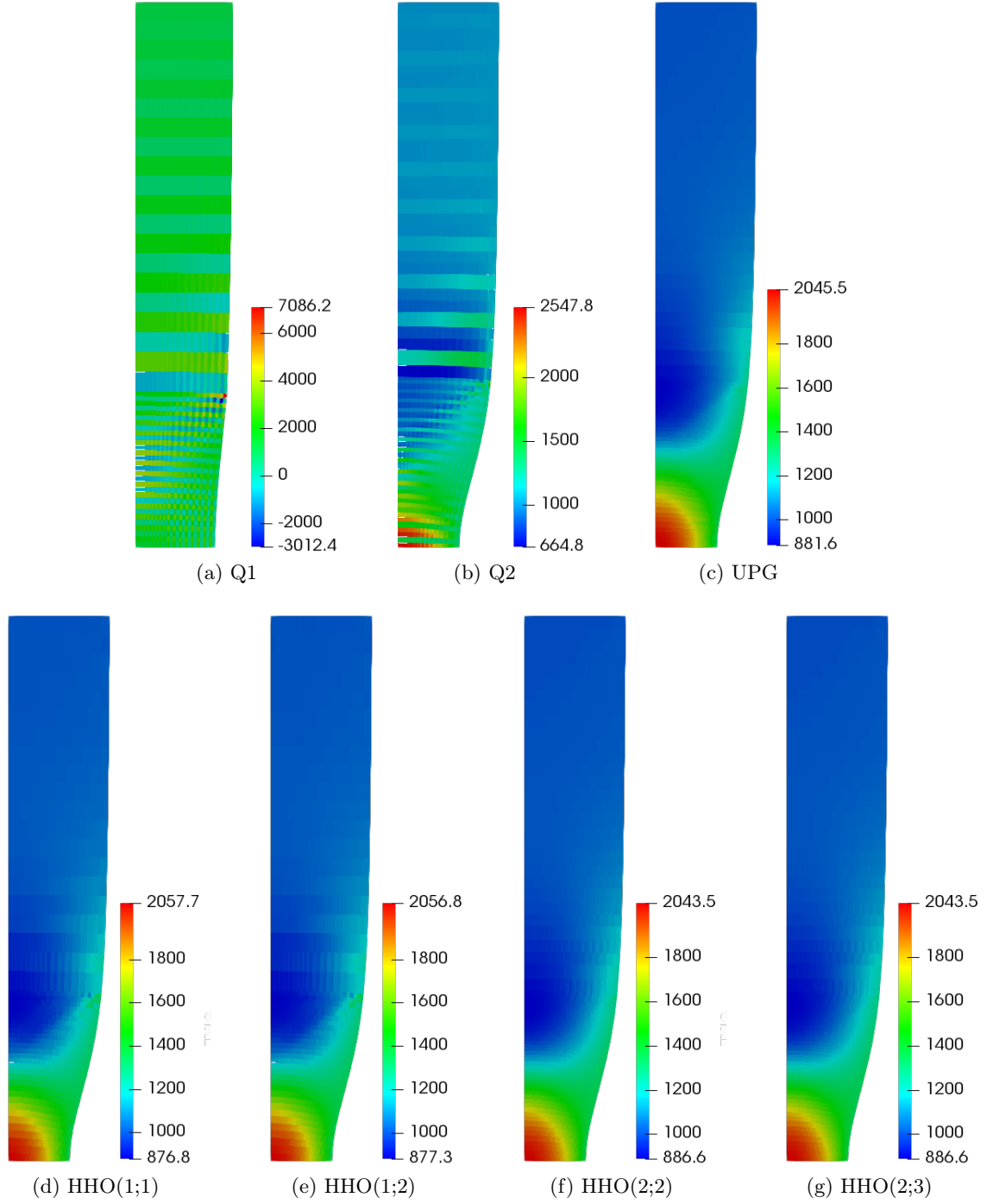


Figure 4: Necking of a 2D rectangular bar: trace of the Cauchy stress tensor  $\sigma$  (in MPa) at the quadrature points on the final configuration for the different methods.

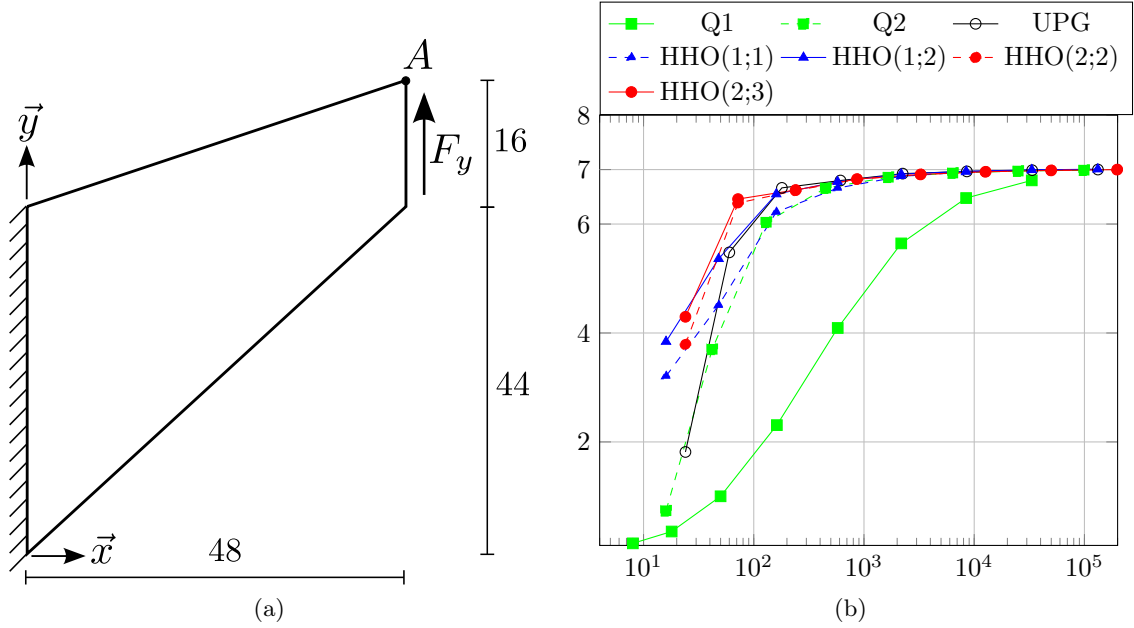


Figure 5: Cook's membrane: (a) Geometry and boundary conditions (dimensions in mm). (b) Convergence of the vertical displacement of the point A (in mm) vs. the number of degrees of freedom for Q1, Q2, UPG, and HHO methods.

$F_y = 5$  kN on the opposite side, as shown in Fig. 5a. The simulation is performed for a sequence of refined quadrangular meshes such that each side contains  $2^N$  edges with  $0 \leq N \leq 6$ . The vertical displacement of the point A versus the number of degrees of freedom is plotted in Fig. 5b for the different methods. As expected when comparing the number of degrees of freedom, the linear cG formulation Q1 has the slower convergence, HHO(1;2) and UPG converge slightly faster than HHO(1;1) and Q2, whereas HHO(2;2) and HHO(2;3) outperform all the other methods and give almost the same results. Moreover, we show in Fig. 6 the trace of the Cauchy stress tensor  $\sigma$  at the quadrature points on the final configuration. The cG formulations Q1 and Q2 present oscillations that confirm the presence of volumetric locking, contrary to the HHO and UPG methods which deliver similar and smooth results. However, if we compare the trace of the Cauchy stress tensor  $\sigma$  for HHO(1;1) and HHO(1;2), we remark that the trace is slightly smoother near the upper-right corner for HHO(1;2) than for HHO(1;1). This can be explained by the presence of non-physical vertical localization bands of plastic deformations for HHO(1;1) and not for HHO(1;2). Localization bands constitute a well-known problem when the plasticity model is local. Computational practice with cG approximations indicates that increasing the order of the finite elements mitigates this issue. The same effect is therefore observed here by increasing the degree of the cell unknowns. An alternative is to use a non-local plasticity model [37].

### 4.3 Torsion test of a square-section bar

This third benchmark [30] allows one to test the robustness of HHO methods under large torsion. The bar has a square-section of length  $L = 1$  mm and a height of  $H = 5$  mm along the  $z$ -direction. The bottom end is clamped and the top end is subjected to a rotation of an angle  $\Theta$  around its center along the  $z$ -direction, see Fig. 7a. The equivalent plastic strain  $p$  is plotted in Fig. 8

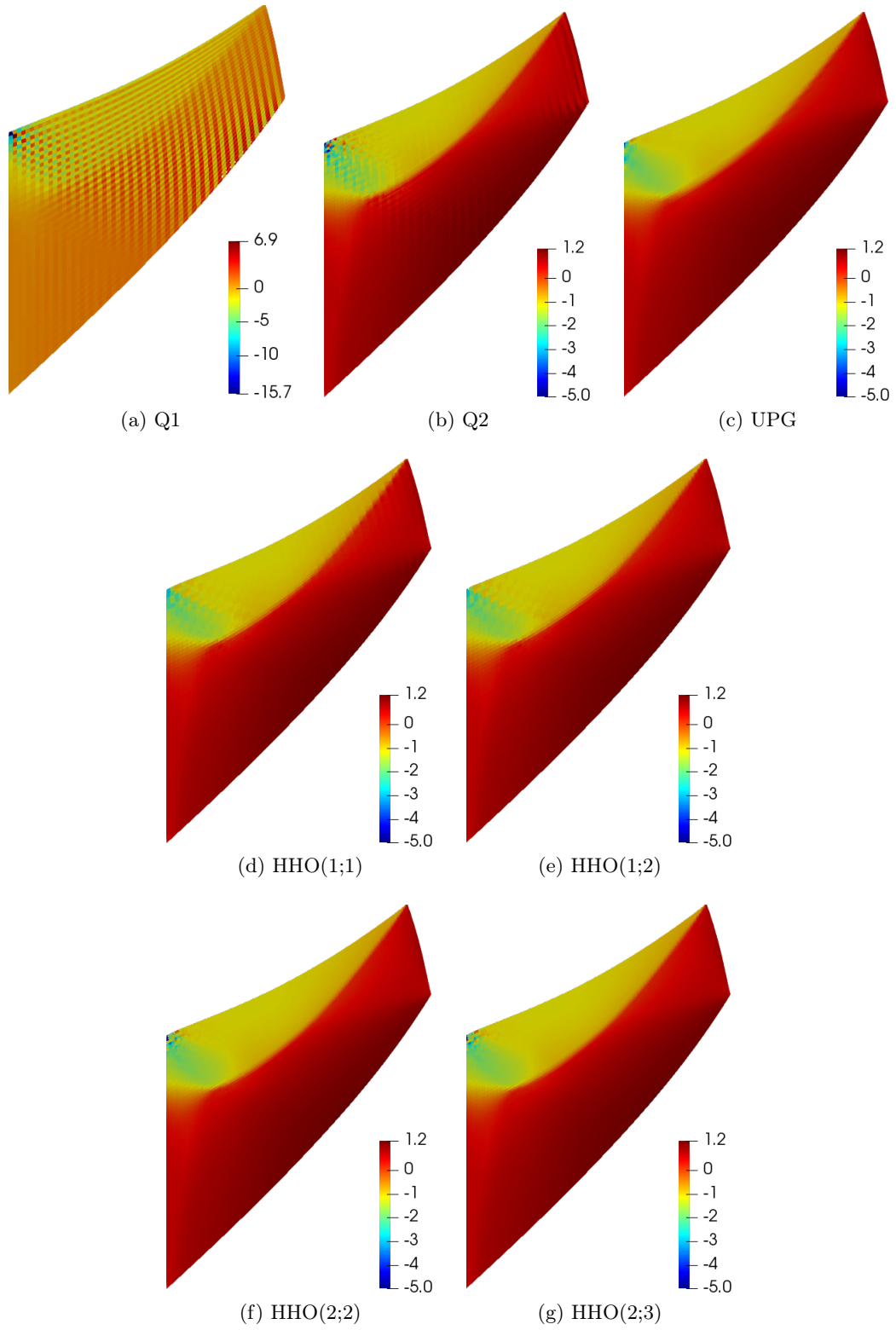


Figure 6: Cook's membrane: trace of the Cauchy stress tensor  $\sigma$  (in GPa) at the quadrature points on the final configuration for a  $32 \times 32$  quadrangular mesh and for the different methods.

for HHO(1;1) and for different rotation angles  $\Theta$ . There is no sign of localization of the plastic deformations even for large rotations whatever the HHO variant is used. Moreover, the trace of the Cauchy stress tensor  $\sigma$  is plotted on the final configuration for  $\Theta = 360^\circ$  and for the Q2, UPG, and HHO methods in Fig. 9. As expected, there is no sign of volumetric locking for the HHO and UPG methods which give similar results contrary to Q2.

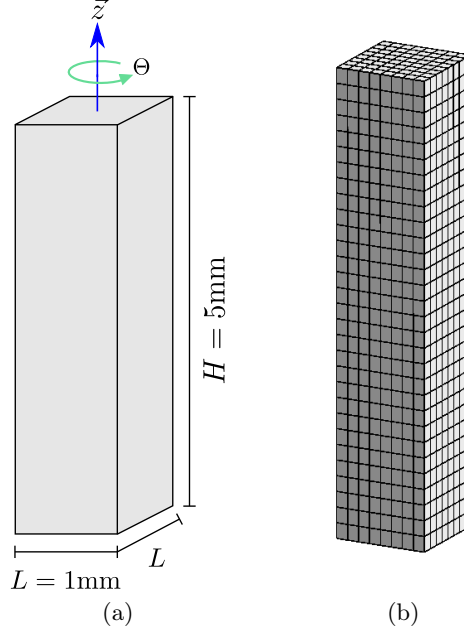


Figure 7: Torsion test of a square-section bar: (a) Geometry and boundary conditions (dimensions in mm) (b) Mesh in the reference configuration composed of 1920 hexahedra.

#### 4.4 Quasi-incompressible sphere under internal pressure

This last benchmark [4] consists of a quasi-incompressible sphere under internal pressure for which an analytical solution is known when the entire sphere has reached a plastic state. This benchmark is particularly challenging compared to the previous ones since we consider here perfect plasticity. The sphere has an inner radius  $R_{in} = 0.8$  mm and an outer radius  $R_{out} = 1$  mm. An internal radial pressure  $P$  is imposed. For symmetry reasons, only one-eighth of the sphere is discretized, and the mesh is composed of 1580 tetrahedra, see Fig. 10a. The simulation is performed until the limit load corresponding to an internal pressure  $P_{lim} \simeq 2.54$  MPa is reached. The equivalent plastic strain  $p$  is plotted for HHO(1;2) in Fig. 10b, and the trace of the Cauchy stress tensor  $\sigma$  is compared for HHO, UPG and T2 methods in Fig. 11 at all the quadrature points on the final configuration for the limit load. We notice that the quadratic element T2 locks, whereas HHO and UPG do not present any sign of locking and produce results that are very close to the analytical solution. However, HHO(2;2) and HHO(2;3) are slightly less accurate than HHO(1;1) and HHO(1;2) near the outer boundary. For this test case, we do not expect that HHO(2;2) and HHO(2;3) will deliver more accurate solutions than HHO(1;1) and HHO(1;2) since the geometry is discretized using tetrahedra with planar faces.

We next investigate the influence of the quadrature order  $k_Q$  on the accuracy of the solution. The trace of the Cauchy stress tensor  $\sigma$  is compared for HHO(1;1), HHO(2;2), and UPG methods

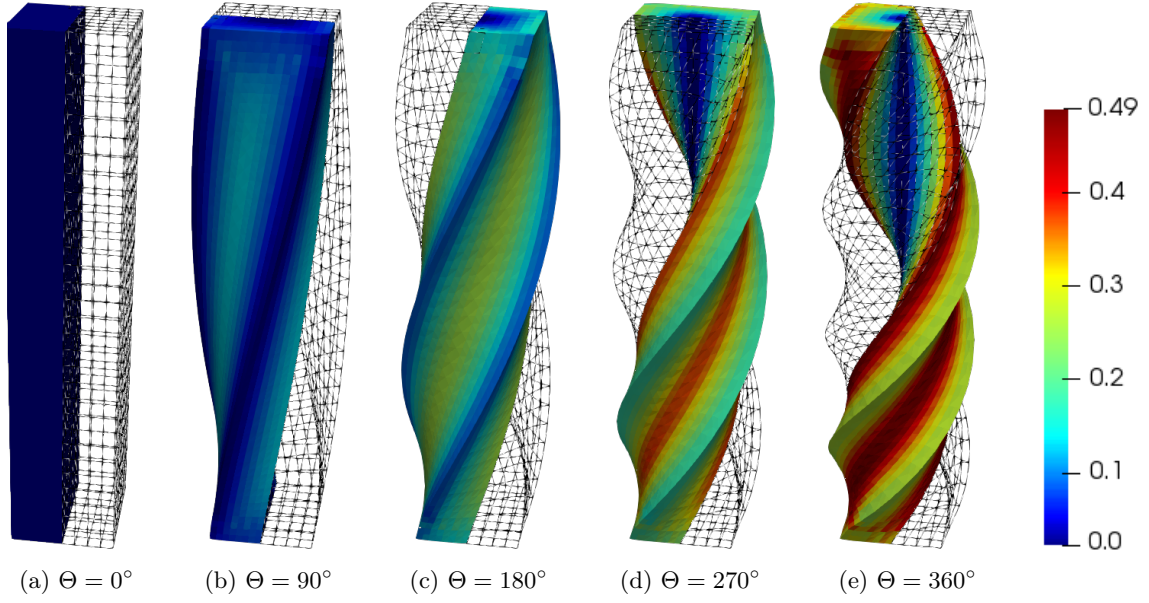


Figure 8: Torsion of a square-section bar: Equivalent plastic strain  $p$  for HHO(1;1) at the quadrature points for different rotation angles  $\Theta$ .

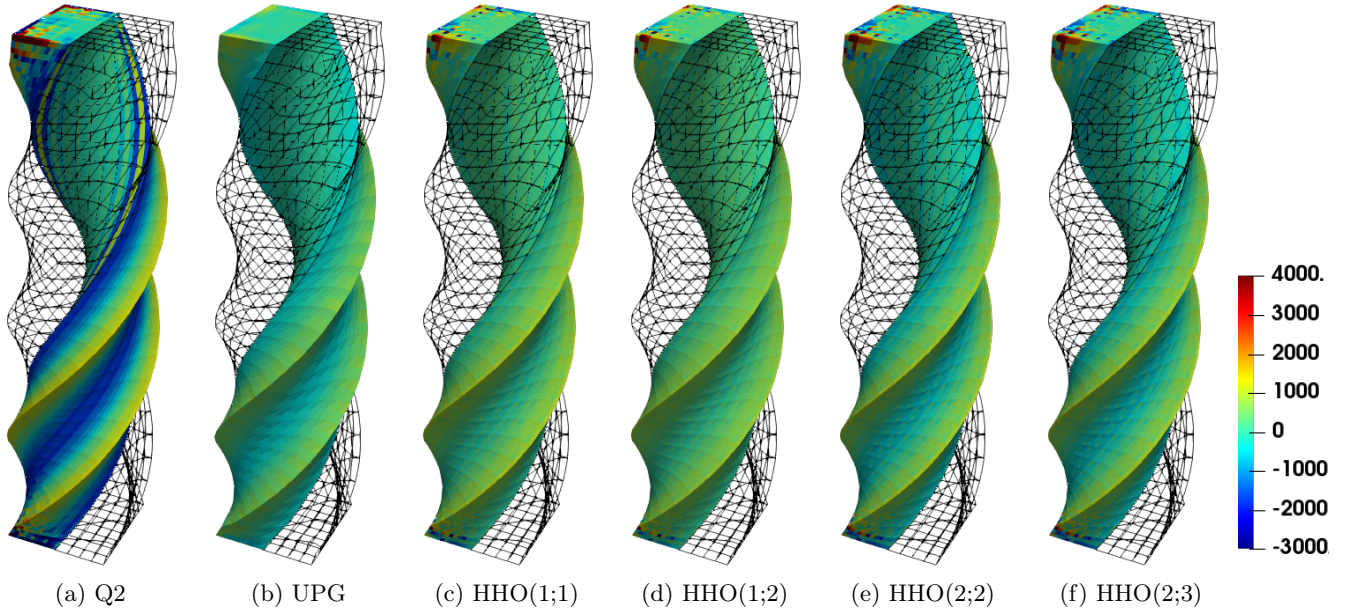


Figure 9: Torsion of a square-section bar: trace of the Cauchy stress tensor  $\sigma$  (in MPa) at the quadrature points for  $\Theta = 360^\circ$  and for the HHO, UPG, and Q2 methods .



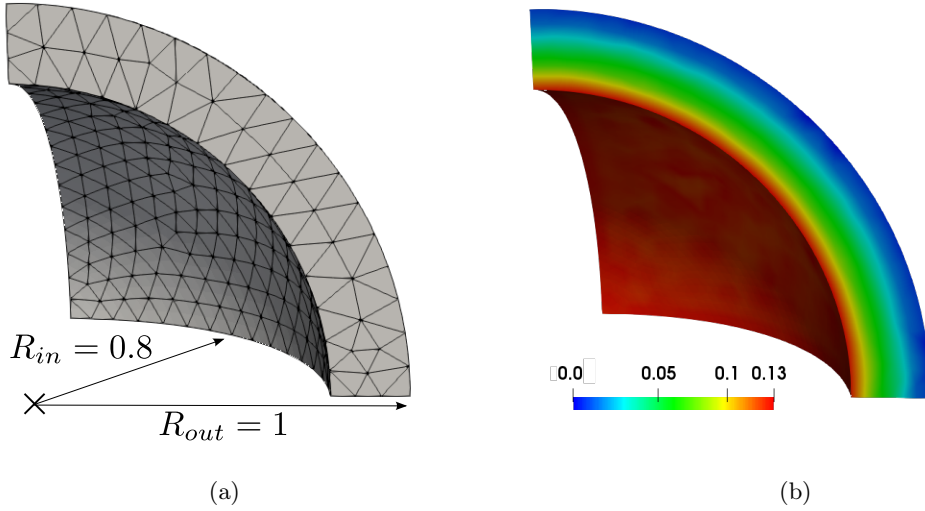


Figure 10: Quasi-incompressible sphere under internal pressure: (a) Mesh in the reference configuration composed of 1580 tetrahedra (dimensions in mm). (b) Equivalent plastic strain  $p$  for HHO(1;2) on the final configuration.

in Fig. 12 at all the quadrature points on the final configuration for the limit load, and for a quadrature order  $k_Q$  higher than the one employed in Fig. 11 (HHO(1;2) and HHO(2;3) give similar results and are not shown for brevity). We remark that UPG locks for quasi-incompressible finite deformations when we increase the quadrature order, whereas for HHO, the results are (only) less accurate. Moreover, HHO(2;2) is less sensitive than HHO(1;1) to the choice of the quadrature order  $k_Q$ . Note that this problem is not present for HHO methods with small deformations [2]. Furthermore, this sensitivity to the quadrature order seems to be absent for finite deformations when the elastic deformations are compressible (the plastic deformations are still incompressible). To illustrate this claim, we perform the same simulations as before but for a compressible material. The Poisson ratio is taken now as  $\nu = 0.3$  ( $\nu = 0.499$  in the quasi-incompressible case) whereas the other material parameters are unchanged. Unfortunately, an analytical solution is no longer available in the compressible case. We compare again the trace of the Cauchy stress tensor  $\sigma$  for HHO(1;1), HHO(2;2), and UPG methods in Fig. 13 at all the quadrature points on the final configuration and for different quadrature orders  $k_Q$ . We observe a quite marginal dependence on the quadrature order for HHO methods (as in the quasi-incompressible case); whereas the UPG method still locks if the order of the quadrature is increased. Moreover, in the compressible case, HHO(2;2) gives a more accurate solution than HHO(1;1).

#### 4.5 Summary of the previous results

The proposed HHO method has been tested successfully on four benchmarks in two- and three-dimensions. A first conclusion is that the proposed HHO method is robust for large elastoplastic deformations and is locking-free as mixed methods but without the need to introduce additional globally coupled unknowns. HHO(2;2) and HHO(2;3) give generally more accurate results both for the displacement and the Cauchy stress tensor than HHO(1;1), HHO(1;2) and UPG on a fixed mesh (cG methods lock). Moreover, contrary to the UPG method, HHO methods are not very

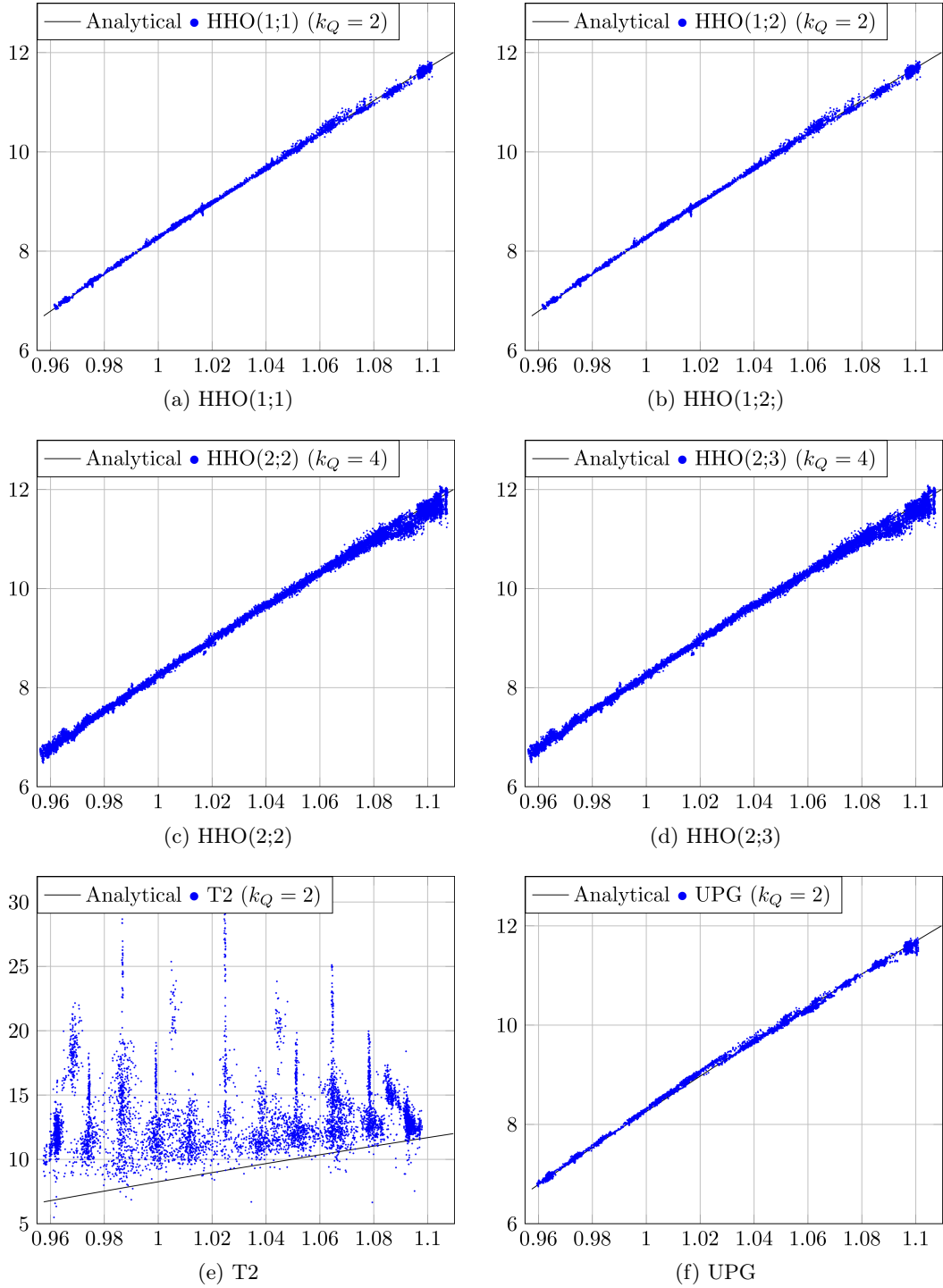


Figure 11: Quasi-incompressible sphere under internal pressure: trace of the Cauchy stress tensor  $\sigma$  (in MPa) vs. the deformed radius  $r$  (in mm) for the different methods at all the quadrature points and for the limit load.

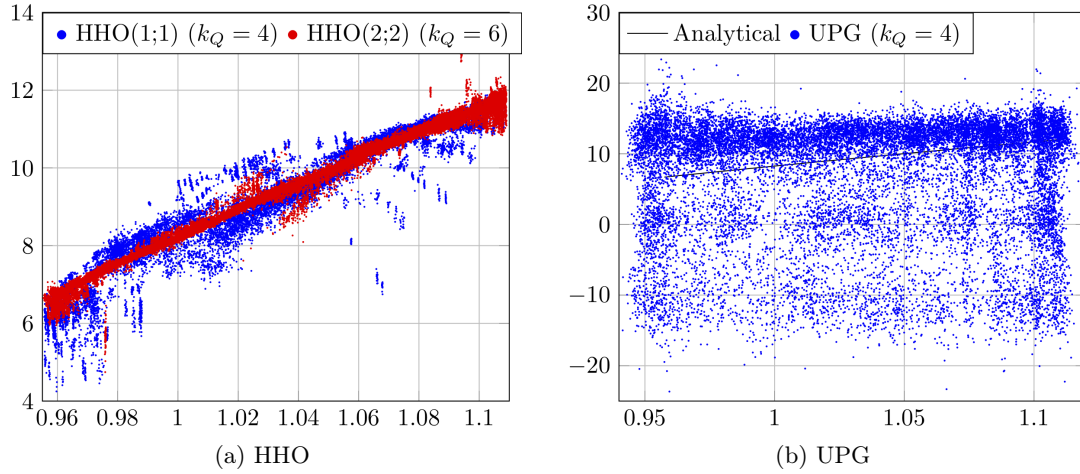


Figure 12: Quasi-incompressible sphere under internal pressure: trace of the Cauchy stress tensor  $\sigma$  (in MPa) vs. the deformed radius  $r$  (in mm) for HHO(1;1), HHO(2;2) and UPG at all the quadrature points for the limit load and for a higher quadrature order  $k_Q$ .

sensitive to the choice of the quadrature order (particularly for  $k = 2$ ). Finally, HHO(1;1) appears to be more prone to the localization of the plastic deformations, contrary to the other variants HHO(1;2), HHO(2;2) and HHO(2;3).

## 5 Further numerical investigations

In this section, we perform further numerical investigations to test other capacities of HHO methods such as the support of general meshes with possibly non-conforming interfaces, the possibility of considering the lowest-order case  $k = 0$ , and the dependence on the stabilization parameter  $\beta$ .

### 5.1 Polygonal meshes

In the previous sections, the proposed HHO method has been tested on simplicial and hexahedral meshes so as to be able to compare it to the UPG method which only supports this type of meshes. Our goal now is to illustrate that the HHO method supports general meshes with possibly non-matching interfaces. For our test cases, the polygonal meshes are generated from quadrangular meshes by removing the common face for some pairs of neighbouring cells and then merging the two cells in question (about 30% of the cells are merged) thereby producing non-matching interfaces materialized by hanging nodes for a significant portion of the mesh cells. We consider the Cook's membrane problem from Section 4.2 and we use a mesh composed of 719 cells. The trace of the Cauchy stress tensor  $\sigma$  is shown in Fig. 11 at the quadrature points on the reference configuration; and we compare the results with a reference solution computed with HHO(2;3) on a  $32 \times 32$  quadrangular mesh. The results agree very well except for HHO(1;1) where the trace is not smooth due to the localization of the plastic deformations (as for the quadrangular mesh, see Section 4.2).

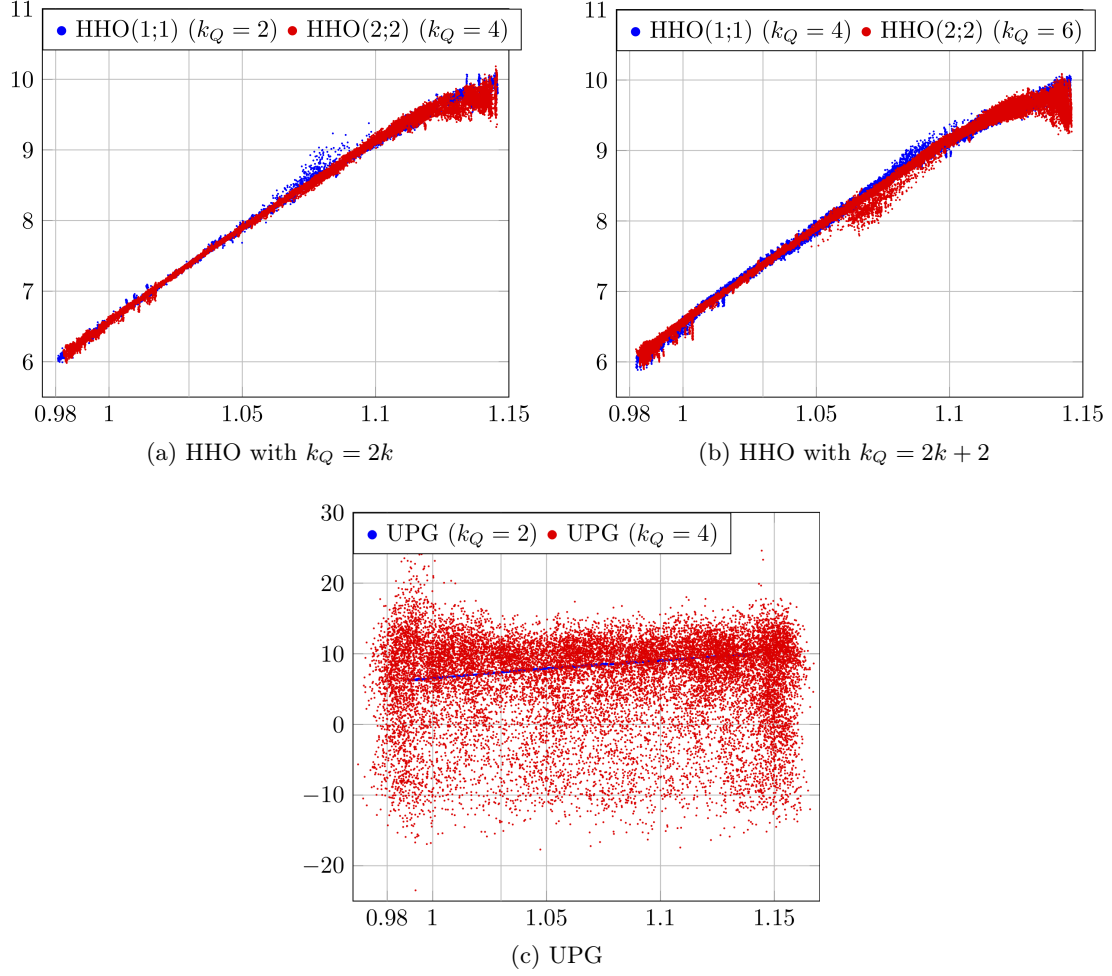


Figure 13: Compressible sphere under internal pressure: trace of the Cauchy stress tensor  $\sigma$  (in MPa) vs. the deformed radius  $r$  (in mm) for the different methods at all the quadrature points and for the limit load.

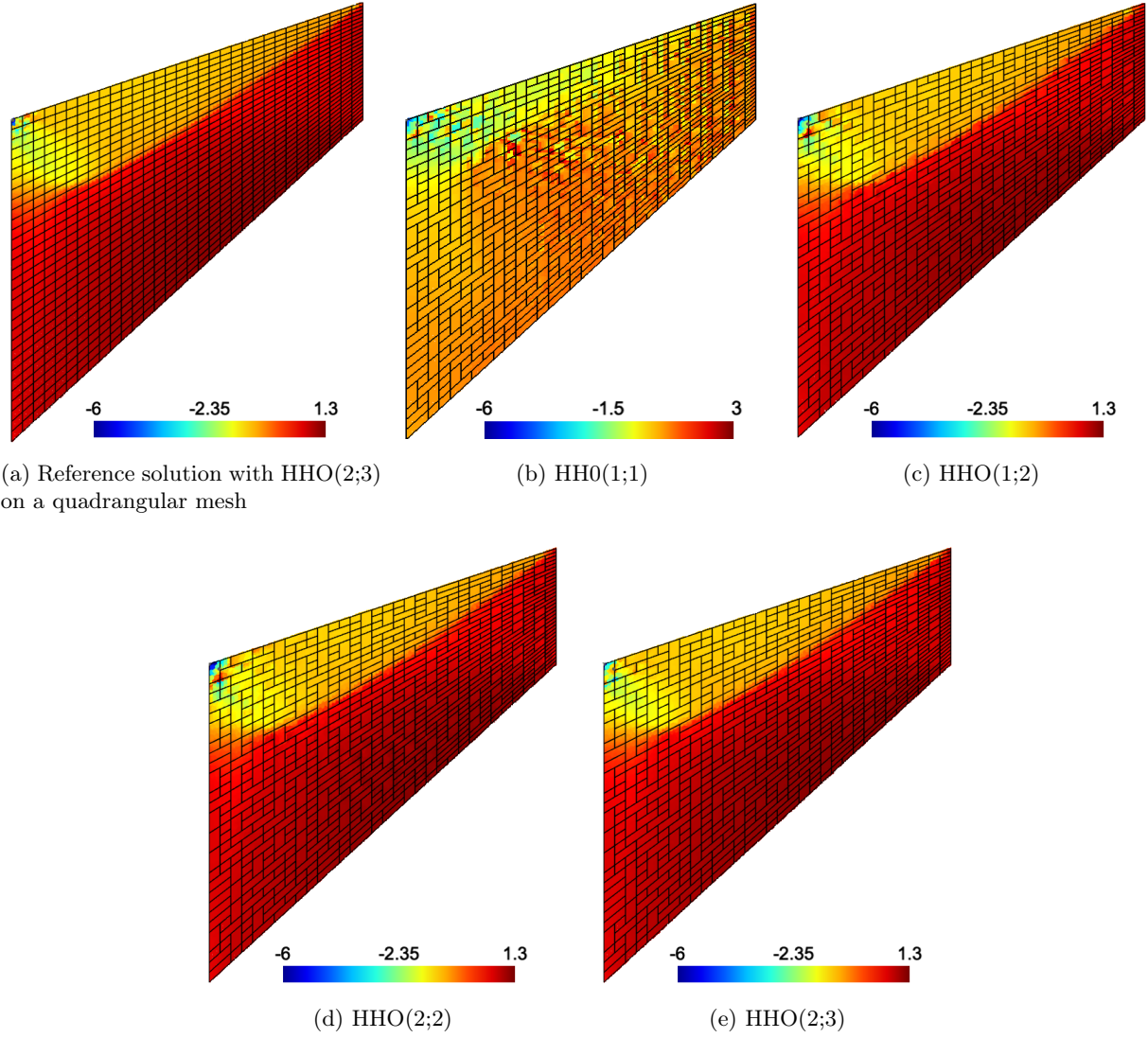


Figure 14: Cook's membrane: trace of the Cauchy stress tensor  $\sigma$  (in GPa) at the quadrature points on the reference configuration (a) Reference solution with HHO(2;3) on a  $32 \times 32$  quadrangular mesh composed of 1024 cells. (b)-(e) Results for the different HHO variants on a non-conforming mesh composed of 719 cells.

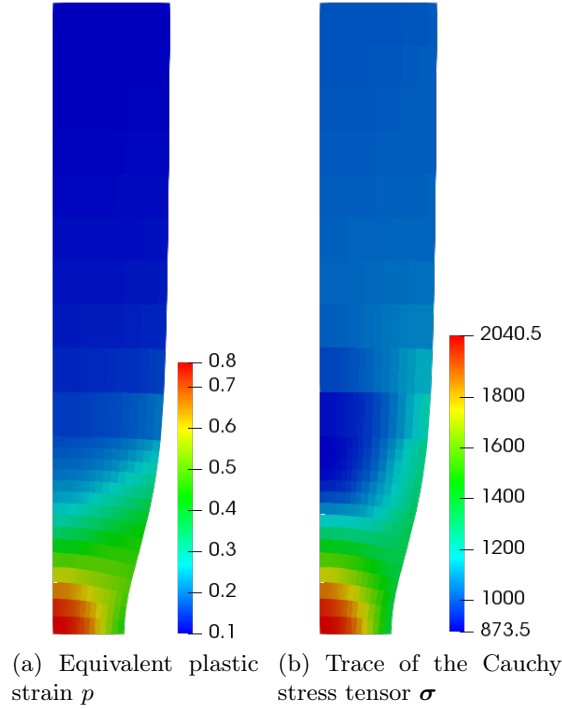


Figure 15: Low-order variant HHO(0;1): Equivalent plastic strain  $p$  and trace of the Cauchy stress tensor  $\sigma$  (in MPa) at the quadrature points on the final configuration for the necking of a rectangular bar.

## 5.2 Lowest-order variant

The main reason to take  $k \geq 1$  in the HHO method is that the rigid-body motions are then a subset of  $\underline{U}_T^{1,1}$ . The lowest-order case  $k = 0$  and  $l = 1$  is interesting since there are only  $d$  unknowns per face, i.e, two in 2D and three in 3D; and we could expect that the energy error converges as  $h|\underline{u}|_{\underline{H}^2(\Omega_0)}$  for the linear elasticity problem. The difficulty with this lowest-order case is to deal with the rigid-body motions on the faces since unfortunately  $\underline{RM}(T)|_{\partial T} \not\subset \mathbb{P}_{d-1}^0(\mathcal{F}_{\partial T}; \mathbb{R}^d)$ . Therefore, at the theoretical level, it is not clear that Lemma 3 still holds true. Nevertheless, we observed numerically that for the linear elasticity problem, the energy error converges as  $h|\underline{u}|_{\underline{H}^2(\Omega_0)}$  if all the cells have at least  $2d$  faces, i.e, four faces in 2D and six faces in 3D. This observation seems to be confirmed for small elastoplasticity. However, for finite elastoplasticity the conclusions are less clear. The equivalent plastic strain  $p$  and the trace of the Cauchy stress tensor  $\sigma$  are plotted in Fig. 15 at the quadrature points on the final configuration for the necking of a rectangular bar (see Section 4.1) approximated using the HHO(0;1) variant. We observe the absence of volumetric locking and that the results are close to those obtained for  $k \geq 1$  (see Fig. 3 and Fig. 4). However, for the Cook's membrane problem (see Section 4.2), the displacement is not correct (not shown for brevity). Therefore, we conclude that the devising of a lowest-order HHO variant for finite elastoplasticity remains an open problem.

### 5.3 Influence of the stabilization parameter

To evaluate the influence of the stabilization parameter  $\beta_0$ , we compare the total number of Newton's iterations needed to solve the nonlinear problem (35) versus the magnitude of the stabilization parameter  $\beta_0$ . We perform this comparison on two of the previous benchmarks, the Cook's membrane problem (see Section 4.2) and the quasi-incompressible sphere under internal pressure (see Section 4.4). In Fig. 16a, we report the total number of Newton's iterations for the Cook's membrane problem with strain-hardening plasticity. We use a  $32 \times 32$  quadrangular mesh and 15 load increments of equal size are considered. On the one hand, we remark that the different HHO variants need almost the same total number of Newton's iterations (around 78 compared to 75 for UPG) if  $\beta_0 \geq 0.1$ ; On the other hand, if  $\beta_0 < 0.01$ , the Newton's method stops converging whatever the HHO variant and number of load increments. For the quasi-incompressible sphere under internal pressure, the pressure is applied in 15 increments of equal size. This experiment is particularly challenging since we are considering here perfect plasticity for which the stability result from Theorem 6 is not applicable. In Fig. 16b, we plot the total number of Newton's iterations to perform the simulation. On the one hand, if  $\beta_0 \geq 10$ , all the HHO variants need almost to the same total number of Newton's iterations (around 57 compared to 55 for UPG). On the other hand, if  $\beta_0 \leq 1$ , we observe that for the quasi-incompressible sphere, the HHO variants with  $k = 2$  need more Newton's iterations than the HHO variants with  $k = 1$ . As previously, if  $\beta_0 < 0.1$ , the Newton's method stops converging.

A first conclusion is therefore that the proposed HHO methods are stable for a large range of values of the stabilization parameter  $\beta_0$ . A second conclusion is that it seems reasonable to take  $\beta_0 \in [1, 100]$  since the number of Newton's iterations is lower and close to the value for UPG, and the condition number does not increase too much.

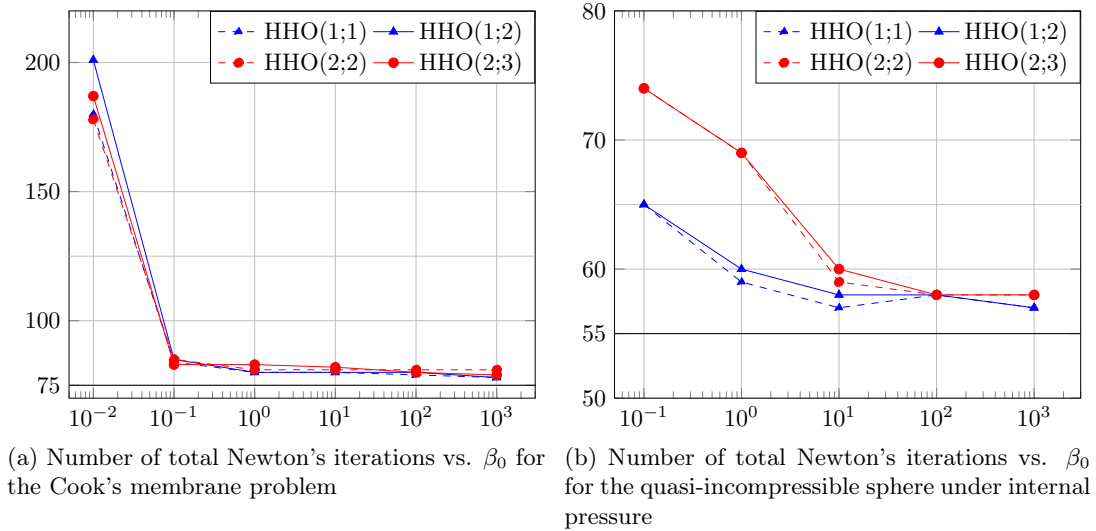


Figure 16: Influence of the stabilization parameter: Total number of Newton's iterations vs.  $\beta_0$  for (a) the Cook's membrane and (b) the quasi-incompressible sphere.



## 6 Conclusions

We have devised and evaluated numerically a Hybrid High-Order (HHO) method to approximate finite elastoplastic deformations within a logarithmic strain framework. This framework allows one to re-use behavior laws developed originally for small deformations in the context of finite deformations. The HHO method exhibits a robust behavior for strain-hardening plasticity as well as for perfect plasticity, and produces accurate solutions with a moderate number of degrees of freedom for various benchmarks from the literature. In particular, as mixed methods, the HHO method avoids volumetric locking due to plastic incompressibility, but with less unknowns than mixed methods for the same accuracy. Moreover, the HHO method supports general meshes with possibly non-matching interfaces.

This work can be pursued in several directions. One could use a non-local plasticity model, as for example a strain-gradient plasticity model, to take into account scale-dependent effects [37] and prevent unphysical localization of the plastic deformations. Furthermore, the extension of the present HHO method to contact and friction problems is the subject of ongoing work.

## References

- [1] M. Abbas, A. Ern, and N. Pignet. Hybrid High-Order methods for finite deformations of hyperelastic materials. *Comput. Mech.*, 62(4):909–928, 2018.
- [2] M. Abbas, A. Ern, and N. Pignet. A Hybrid High-Order method for incremental associative plasticity with small deformations. *Comput. Methods Appl. Mech. Engrg.*, 2018. Published online <https://doi.org/10.1016/j.cma.2018.08.037>.
- [3] C. Agelet de Saracibar, M. Chiumenti, Q. Valverde, and M. Cervera. On the orthogonal subgrid scale pressure stabilization of finite deformation J2 plasticity. *Comput. Methods Appl. Mech. Engrg.*, 195(9):1224 – 1251, 2006.
- [4] D. Al Akhrass, J. Bruchon, S. Drapier, and S. Fayolle. Integrating a logarithmic-strain based hyperelastic formulation into a three-field mixed finite element formulation to deal with incompressibility in finite-strain elastoplasticity. *Finite Elem. Anal. Des.*, 86:61–70, 2014.
- [5] E. Artioli, L. Beirão da Veiga, C. Lovadina, and E. Sacco. Arbitrary order 2D virtual elements for polygonal meshes: part II, inelastic problem. *Comput. Mech.*, 60(4):643–657, 2017.
- [6] B. Ayuso de Dios, K. Lipnikov, and G. Manzini. The nonconforming virtual element method. *ESAIM Math. Model. Numer. Anal.*, 50(3):879–904, 2016.
- [7] J. M. Ball. Convexity conditions and existence theorems in nonlinear elasticity. *Arch. Rational Mech. Anal.*, 63(4):337–403, 1976/77.
- [8] H. R. Bayat, J. Krämer, L. Wunderlich, S. Wulfinghoff, S. Reese, B. Wohlmuth, and C. Wieners. Numerical evaluation of discontinuous and nonconforming finite element methods in nonlinear solid mechanics. *Comput. Mech.*, 62(6):1413–1427, 2018.
- [9] L. Beirão da Veiga, C. Lovadina, and D. Mora. A virtual element method for elastic and inelastic problems on polytope meshes. *Comput. Methods Appl. Mech. Engrg.*, 295:327–346, 2015.
- [10] D. Boffi, M. Botti, and D. A. Di Pietro. A nonconforming high-order method for the Biot problem on general meshes. *SIAM J. Sci. Comput.*, 38(3):A1508–A1537, 2016.
- [11] M. Botti, D. A. Di Pietro, and P. Sochala. A Hybrid High-Order Method for Nonlinear Elasticity. *SIAM J. Numer. Anal.*, 55(6):2687–2717, 2017.

- [12] K. L. Cascavita, J. Bleyer, X. Chateau, and A. Ern. Hybrid Discretization Methods with Adaptive Yield Surface Detection for Bingham Pipe Flows. *J. Sci. Comput.*, 77(3):1424–1443, 2018.
- [13] P. G. Ciarlet. *The Finite Element Method for Elliptic Problems*. North-Holland, Amsterdam, 1978.
- [14] M. Cicuttin, D. A. Di Pietro, and A. Ern. Implementation of Discontinuous Skeletal methods on arbitrary-dimensional, polytopal meshes using generic programming. *J. Comput. Appl. Math.*, 344:852–874, 2018.
- [15] B. Cockburn, J. Gopalakrishnan, and R. Lazarov. Unified hybridization of discontinuous Galerkin, mixed, and continuous Galerkin methods for second order elliptic problems. *SIAM J. Numer. Anal.*, 47(2):1319–1365, 2009.
- [16] B. Cockburn, D. A. Di Pietro, and A. Ern. Bridging the Hybrid High-Order and hybridizable discontinuous Galerkin methods. *ESAIM Math. Model. Numer. Anal.*, 50(3):635–650, 2016.
- [17] E. A. de Souza Neto, F. M. Andrade Pires, and D. R. J. Owen. F-bar-based linear triangles and tetrahedra for finite strain analysis of nearly incompressible solids. Part I: formulation and benchmarking. *Int. J. Numer. Meth. Engng*, 62:353–383, 2005.
- [18] D. A. Di Pietro and A. Ern. A Hybrid High-Order locking-free method for linear elasticity on general meshes. *Comput. Methods Appl. Mech. Engrg.*, 283:1–21, 2015.
- [19] D. A. Di Pietro and S. Krell. A Hybrid High-Order method for the steady incompressible Navier–Stokes problem. *J. Sci. Comput.*, 74(3):1677–1705, 2018.
- [20] D. A. Di Pietro, A. Ern, and S. Lemaire. An arbitrary-order and compact-stencil discretization of diffusion on general meshes based on local reconstruction operators. *Comput. Methods Appl. Math.*, 14(4):461–472, 2014.
- [21] D. A. Di Pietro, A. Ern, A. Linke, and F. Schieweck. A discontinuous skeletal method for the viscosity-dependent Stokes problem. *Comput. Methods Appl. Mech. Engrg.*, 306:175–195, 2016.
- [22] D. A. Di Pietro, J. Droniou, and G. Manzini. Discontinuous Skeletal Gradient Discretisation Methods on polytopal meshes. *J. Comput. Phys.*, 355:397–425, 2018.
- [23] J. K. Djoko, F. Ebobisse, A. T. McBride, and B. D. Reddy. A discontinuous Galerkin formulation for classical and gradient plasticity. II. Algorithms and numerical analysis. *Comput. Methods Appl. Mech. Engrg.*, 197(1-4):1–21, 2007.
- [24] J. K. Djoko, F. Ebobisse, A. T. McBride, and B. D. Reddy. A discontinuous Galerkin formulation for classical and gradient plasticity. I. Formulation and analysis. *Comput. Methods Appl. Mech. Engrg.*, 196(37-40):3881–3897, 2007.
- [25] Electricité de France. Finite element *code\_aster*, structures and thermomechanics analysis for studies and research. Open source on [www.code-aster.org](http://www.code-aster.org), 1989–2019.
- [26] T. Elguedj and T. J. R. Hughes. Isogeometric analysis of nearly incompressible large strain plasticity. *Comput. Methods Appl. Mech. Engrg.*, 268:388–416, 2014.
- [27] T. Elguedj, Y. Bazilevs, V. M. Calo, and T. J. R. Hughes.  $\bar{B}$  and  $\bar{F}$  projection methods for nearly incompressible linear and non-linear elasticity and plasticity using higher-order NURBS elements. *Comput. Methods Appl. Mech. Eng.*, 197(33):2732 – 2762, 2008.
- [28] B. Halphen and Q. Son Nguyen. Sur les matériaux standard généralisés. *J. Mécanique.*, 14: 39–63, 1975.
- [29] P. Hansbo. A discontinuous finite element method for elasto-plasticity. *Int. J. Numer. Meth. Biomed. Engrg.*, 26(6):780–789, 2010.
- [30] B. Hudobivnik, F. Aldakheel, and P. Wriggers. A low order 3D virtual element formulation for finite elasto-plastic deformations. *Comput. Mech.*, 2018.

- [31] H. Kabaria, A. J. Lew, and B. Cockburn. A hybridizable discontinuous Galerkin formulation for non-linear elasticity. *Comput. Methods Appl. Mech. Engrg.*, 283:303–329, 2015.
- [32] J. Krämer, C. Wieners, B. Wohlmuth, and L. Wunderlich. A hybrid weakly nonconforming discretization for linear elasticity. *Proc. Appl. Math. Mech.*, 16(1):849–850, 2016.
- [33] C. Lehrenfeld. *Hybrid Discontinuous Galerkin methods for solving incompressible flow problems*. PhD thesis, Rheinisch-Westfälischen Technischen Hochschule Aachen, Aachen, 2010.
- [34] J. Lemaitre and J.-L. Chaboche. *Mechanics of Solid Materials*. University Press, Cambridge, 1994.
- [35] R. Liu, M. F. Wheeler, C. N. Dawson, and R. H. Dean. A fast convergent rate preserving discontinuous Galerkin framework for rate-independent plasticity problems. *Comput. Methods Appl. Mech. Engrg.*, 199(49-52):3213–3226, 2010.
- [36] R. Liu, M. F. Wheeler, and I. Yotov. On the spatial formulation of discontinuous Galerkin methods for finite elastoplasticity. *Comput. Methods Appl. Mech. Engrg.*, 253:219–236, 2013.
- [37] A. T. McBride and B. D. Reddy. A discontinuous Galerkin formulation of a model of gradient plasticity at finite strains. *Comput. Methods Appl. Mech. Engrg.*, 198(21-26):1805–1820, 2009.
- [38] C. Miehe, N. Apel, and M. Lambrecht. Anisotropic additive plasticity in the logarithmic strain space: modular kinematic formulation and implementation based on incremental minimization principles for standard materials. *Comput. Methods Appl. Mech. Engrg.*, 191(47-48):5383–5425, 2002.
- [39] N. C. Nguyen and J. Peraire. Hybridizable discontinuous Galerkin methods for partial differential equations in continuum mechanics. *J. Comput. Phys.*, 231(18):5955–5988, 2012.
- [40] L. Noels and R. Radovitzky. A general discontinuous Galerkin method for finite hyperelasticity. Formulation and numerical applications. *Internat. J. Numer. Methods Engrg.*, 68(1):64–97, 2006.
- [41] J. C. Simo. Algorithms for static and dynamic multiplicative plasticity that preserve the classical return mapping schemes of the infinitesimal theory. *Comput. Methods Appl. Mech. Engrg.*, 99:61–112, 1992.
- [42] J. C. Simo and F. Armero. Geometrically nonlinear enhanced strain mixed methods and the method of incompatible modes. *Internat. J. Numer. Methods Engrg.*, 33(7):1413–1449, 1992.
- [43] J. C. Simo and T. J. R. Hughes. *Computational Inelasticity*. Springer, Berlin, 1998.
- [44] J. C. Simo and R. L. Taylor. Consistent tangent operators for rate-independent elastoplasticity. *Comput. Methods Appl. Mech. Engrg.*, 48(1):101–118, 1985.
- [45] J. C. Simo, R. L. Taylor, and K. S. Pister. Variational and projection methods for the volume constraint in finite deformation elasto-plasticity. *Comput. Methods Appl. Mech. Engrg.*, 51(1):177–208, 1985.
- [46] A. ten Eyck and A. Lew. Discontinuous Galerkin methods for non-linear elasticity. *Internat. J. Numer. Methods Engrg.*, 67(9):1204–1243, 2006.
- [47] A. ten Eyck, F. Celiker, and A. Lew. Adaptive stabilization of discontinuous Galerkin methods for nonlinear elasticity: motivation, formulation, and numerical examples. *Comput. Methods Appl. Mech. Engrg.*, 197(45-48):3605–3622, 2008.
- [48] A. ten Eyck, F. Celiker, and A. Lew. Adaptive stabilization of discontinuous Galerkin methods for nonlinear elasticity: analytical estimates. *Comput. Methods Appl. Mech. Engrg.*, 197(33-40):2989–3000, 2008.
- [49] P. Wriggers and B. Hudobivnik. A low order virtual element formulation for finite elastoplastic deformations. *Comput. Methods Appl. Mech. Engrg.*, 327:459–477, 2017.

- [50] S. Wulfinghoff, H. R. Bayat, A. Alipour, and S. Reese. A low-order locking-free hybrid discontinuous Galerkin element formulation for large deformations. *Comput. Methods Appl. Mech. Engrg.*, 323:353–372, 2017.