



HAL
open science

Economic and environmental assessment of recovery and disposal pathways for CFRP waste management

Phuong Anh Vo Dong, Catherine Azzaro-Pantel, Anne-Laure Cadene

► **To cite this version:**

Phuong Anh Vo Dong, Catherine Azzaro-Pantel, Anne-Laure Cadene. Economic and environmental assessment of recovery and disposal pathways for CFRP waste management. *Resources, Conservation and Recycling*, 2018, 133, pp.63-75. <10.1016/j.resconrec.2018.01.024>. <hal-01977839>

HAL Id: hal-01977839

<https://hal.science/hal-01977839v1>

Submitted on 11 Jan 2019

HAL is a multi-disciplinary open access archive for the deposit and dissemination of scientific research documents, whether they are published or not. The documents may come from teaching and research institutions in France or abroad, or from public or private research centers.

L'archive ouverte pluridisciplinaire **HAL**, est destinée au dépôt et à la diffusion de documents scientifiques de niveau recherche, publiés ou non, émanant des établissements d'enseignement et de recherche français ou étrangers, des laboratoires publics ou privés.



HAL Authorization






Open Archive Toulouse Archive Ouverte (OATAO)

OATAO is an open access repository that collects the work of Toulouse researchers and makes it freely available over the web where possible

This is an author's version published in: <http://oatao.univ-toulouse.fr/21106>

Official URL: <https://doi.org/10.1016/j.resconrec.2018.01.024>

To cite this version:

Vo Dong, Phuong Anh  and Azzaro-Pantel, Catherine  and Cadene, Anne-Laure  *Economic and environmental assessment of recovery and disposal pathways for CFRP waste management.* (2018) Resources, Conservation and Recycling, 133. 63-75. ISSN 0921-3449

Any correspondence concerning this service should be sent to the repository administrator: tech-oatao@listes-diff.inp-toulouse.fr

Economic and environmental assessment of recovery and disposal pathways for CFRP waste management

Phuong Anh Vo Dong^{a,b}, Catherine Azzaro-Pantel^{a,b,*}, Anne-Laure Cadene^{a,b}

^a Laboratoire de Génie Chimique, Université de Toulouse, CNRS, Toulouse, France

^b Altran RESEARCH, 4 Avenue Didier Daurat, Parc Centreda – Bâtiment Synapse, 31700 Blagnac, France

ARTICLE INFO

Keywords:

Carbon fibre reinforced polymer
Waste management
Recycling
Economic assessment
GWP

ABSTRACT

The high cost and energy intensity of virgin carbon fibre manufacturing constitute a challenge to recover substantial value from carbon fibre reinforced polymers (CFRP). The objective of this study is to assess the environmental and financial viability of several waste management processes for CFRP. Life cycle costing and environmental assessment models are developed to quantify the financial and environmental impacts of waste treatment pathways comparing a panel of recycling techniques that are now available (grinding, pyrolysis, microwave and supercritical water) and that can be used to substitute different grades of both carbon and glass fibres by recycled carbon fibres at competitive prices compared to landfill and incineration. GWP assessment promotes recycling activities by recovery of carbon fibre due to the high avoided impacts from substitution of virgin fibre, thus highlighting the high interest of recycling over conventional production for environmental purpose. Fibre recovery rate and recycling capacity are pivotal to decrease the unit cost of recycled fibre as well as GWP impacts. The advantages and drawbacks of each technique are analysed through economic and environmental indicators, to better understand the network configuration for optimisation purpose of waste management pathway in a holistic viewpoint.

1. Introduction

Due to their low density and high performance of physico-chemical properties, Carbon Fibre Reinforced Polymer Composites (CFRP) are increasingly used in structural applications to replace more conventional materials (steel, aluminium, alloys...) for the design of lighter products. According to Black (2012), the global demand of carbon fibres was expected to exceed production capacity in 2015 and if growth remains at this rate, a huge amount of waste will be generated. The benefits of CFRP recycling are threefold: first, it is necessary to limit the accumulation of waste second, recycling could be a fibre supply solution in order to meet future demand (Black, 2012) and third, recycling could be expected as a less energy-intensive operation with lower environmental impact than the traditional way to produce virgin CFRP, due to the bypass of some operation steps. Carbon fibre manufacturing is an energy intensive process (183–286 MJ/kg of carbon fibre, (Song

et al., 2009)) that transforms the precursors with poorly ordered structure into a nearly perfect graphite structure in carbon fibre (CF) and generates environment and human health impacts due to emissions from the oxidation and carbonization furnaces, such as HCN, NH₃, NO_x... (Grzanka, 2014).

Composites recycling is a difficult process due to the heterogeneous nature of the matrix and the reinforcement, especially in the case of thermoset composite (Pickering, 2006). Only few commercial recycling operations for main stream composite materials are available due to technological and economic constraints. The utilisation of recycled carbon fibres (RCF) in industry generates some challenges due to their lower quality than virgin carbon fibres (VCF) (McConnell, 2010) and variability affecting many factors such as, length distribution, surface quality (adhesion of fibre and matrix), as well as their origin (different grades of fibres are found at various composite scraps from different manufacturers) (Oliveux et al., 2015a). This explains why the lack of

Abbreviations: BMC, bulk moulding compound; CEPIC, chemical engineering plant cost index; CF, carbon fibre; CFC, carbon fibre composite; CFRP, carbon fibre reinforced polymer; D, depreciation; FRP, fibre reinforced polymer; FU, functional unit; GF, glass fibre; GFRP, glass fibre reinforced polymer; GHG, green house gas; GLARE, glass laminate aluminium reinforced epoxy; GWP, global warming potential; GWPA, GWP impact of substituted products; GWPP, GWP impact of process; GWPTOT, GWP total of the system; LCA, life cycle assessment; LCC, life cycle cost; LP, linear programming; MFA, material flow analysis; MILP, mixed integer linear programming; NPV, net present value; OC, operation cost per mass unit of waste; PAN, polyacrylonitrile; RCF, recycled carbon fibre; RGF, recycled glass fibre; SCW, supercritical water; SMC, sheet moulding compound; TC, total annual costs; TRL, technology readiness level; UCF, average unit cost per mass unit of recovered fibre; UCW, average unit cost per mass unit of waste; VCF, virgin carbon fibre; VGF, virgin glass fibre

* Corresponding author.

E-mail address: Catherine.AzzaroPantel@ensiacet.fr (C. Azzaro-Pantel).

markets, high recycling cost, and lower quality of the recyclates versus virgin materials still currently constitute major commercialisation barriers for composite recycling (Yang et al., 2012).

Current waste policies served as an incentive to develop composite recycling solutions, including general policies (The European Directive on Landfill of Waste (Directive 1999/31/EC, 1999)) and application-specific legislation (e.g., the End-of-life Vehicle (Directive 2000/53/EC, 2000)).

In parallel, several recycling technologies have been developed for composite materials over the past decades. In particular, the recycling of thermoset composites is receiving a lot of attention due to the technical difficulties to separate the thermoset matrix from the reinforcement materials (Yang et al., 2012). Different recycling techniques of FRP have been studied and developed in order to improve the recycling yield and the properties of the recovered fibre by three main types of techniques: (1) Mechanical techniques in which fibre and matrix are separated by shredding (grinding technique) (Pannkoke et al., 1998; Kouparitsas et al., 2002; Ogi et al., 2005, 2007, Palmer et al., 2009, 2010; Howarth et al., 2014) or high voltage pressure (electrodynamic fragmentation) (Müller, 2013; Mativenga et al., 2016) without chemical reactions; (2) Thermal techniques in which matrix is decomposed by heat (conventional pyrolysis, fluidised bed) (Fenwick, 1996; Kennerley et al., 1998; Pickering et al., 2000; Yip et al., 2001; Cunliffe et al., 2003; Gosau et al., 2006; Jiang et al., 2008; Meyer et al., 2009; López et al., 2012, 2013) or microwave radiation (microwave) (Lester et al., 2004; Akesson et al., 2013; Obunai et al., 2015) into heat or residual liquid; and (3) Solvolysis techniques in which matrix is decomposed by chemical reactions in water or in other organic liquids at atmospheric pressure or supercritical conditions (Allred et al., 2001; Hyde et al., 2006; Piñero-Hernanz et al., 2008a,b; Jiang et al., 2009; Nakagawa et al., 2009; Yuyan et al., 2009; Bai et al., 2010; Kamimura et al., 2010; Feraboli et al., 2012; Knight et al., 2012; Morin et al., 2012; Onwudili et al., 2013; Oliveux et al., 2013, 2015b; Okajima et al., 2014; Yildirim et al., 2014). Other recycling solutions can be found such as electrochemical (Sun et al., 2015) and biotechnological (Hohenstein Institute, 2015) techniques but they are less mature than other ones for CF recovery.

Life cycle assessment of FRP/CFRP has also received a lot of attention in order to study the environmental benefits of these composites that can be gained from the use of more conventional materials (Takahashi et al., 2002; Duflou et al., 2009; Suzuki and Takahashi, 2005; Song et al., 2009; Das, 2011; Witik et al., 2011, 2012). However, these studies focused mostly on the production and utilisation phases of such materials. The step of waste treatment is poorly studied and generally limited to one technique, e.g. recycling by microwave (Suzuki and Takahashi, 2005; Das, 2011) or recovery energy by incineration (Witik et al., 2011).

The literature analysis reveals that the majority of works reported are devoted to the development of a specific CFRP recycling process or to a specific recycling pathway. As highlighted in (Job et al., 2016), the challenge is now to develop appropriate business models, integrating with existing waste management supply chains and with associated capital investment, to enable commercialisation of what is technically proven. The proposed works aim at considering the whole waste management supply chain model in order to compare the potential benefit of each recovery pathway not only from an environmental viewpoint but also from an economic one.

For this purpose, the independent assessment of each pathway through its inputs and outputs under economic and environmental which is the prerequisite for system modelling is carried out in this study to identify the typical features, as well as the advantages and weaknesses of each recycling/recovery pathway. The composite waste treatment technologies that have been identified in the dedicated literature whatever their technology readiness level (TRL), i.e. landfill, incineration, co-incineration, mechanical recycling, pyrolysis, microwave and supercritical water, are all assessed in this study with

economic and environmental indicators in an exhaustive and complementary way. Various indicators which represent the different viewpoints of the involved stakeholders will also be discussed.

This paper is organized as follows. First, a brief literature review on the Life Cycle perspective situates (see Section 2) the research focus within the scope of CFRP recycling/recovery pathways. The methods and tools that will be used throughout this study for the development of the framework for CFRP waste management and the assessment of economic and environmental will be addressed in Section 3. The analysis and results are presented in detail in Section 4. Finally, Section 5 will conclude this study on CFRP waste management and offer perspective for CFRP waste supply chain deployment and optimisation.

2. Literature review on life cycle perspective of CFRP recycling pathways

The literature analysis reveals that some articles have discussed the environmental impacts of transitioning from conventional materials to FRPs, as determined by Life Cycle Cost (LCC) and Life Cycle Assessment (LCA). The work reported in Hedlund-Åström (2005) that applied LCC and LCA is focused on waste treatments of End-of-life CFRP and other composites involving grinding, fluidised bed and incineration. As LCC and LCA of waste treatment phase depend on the recovered products, not surprisingly, the choice of the replaced material between virgin carbon fibre (VCF) and virgin glass fibre (VGF) is particularly significant for result interpretation. Incineration may have a higher advantage than recycling if the recycled carbon fibre is used to replace low value material, such as glass fibre. In reality, the characteristics of the recycling process may impact the quality of recovered fibre output, besides the type of origin fibre in waste. The studies on CFRP recycling techniques have thus reinforced the need of in-depth investigations on the structure of CFRP waste treatment (Hedlund-Åström, 2005; Witik et al., 2013; Li et al., 2016)

Witik et al. (2013) studied the environmental impacts (climate change, resources, ecosystem quality and human health) of three waste treatment options, i.e., pyrolysis, incineration and landfilling. A quantitative model for the determination of equivalent quantities of VCF and VGF, which are replaced by RCF to achieve mechanical performance equivalent to virgin material in Sheet Moulding Compound (SMC) through the tensile modulus. However, the utilisation of RCF in polymer matrix is a complex process depending on numerous criteria apart from the tensile modulus. Although the market of RCF has not been mature due to the uncertainty of their mechanical properties compared to VCF, their potential applications are numerous, not only in reinforcement purpose (Bulk Moulding Compound (BMC), Sheet Moulding Compound (SMC), thermoplastic composites, concrete...), but also in other applications which do not depend much on mechanical properties of materials such as electrical and electronic products, e.g. electromagnetic shield (Wong et al., 2010).

Li et al. (2016) carried out a study on LCC and environmental assessment (GWP, energy use, final disposal waste) for End-of-life CFRP in automotive with three options (landfilling, incineration and mechanical recycling) within regulations of UK and EU. In this hypothetical case, a landfill tax can be viewed as a useful tool to shift CFRP waste from landfill to incineration because of the low GWP impacts and energy use in landfilling. Recycling benefits depend on the displacement factors of VCF by recycled fibre and on the recycling rate in order to balance the energy-intensive recycling process. However, grinding process in mechanical recycling degrades fibres on reducing their length and cannot separate cleanly fibre and matrix from the composite (Kouparitsas et al., 2002; Palmer et al., 2009). Increasing recovery rates can improve environmental and financial performance of the mechanical recycling pathway: in the base case, only 40% of CF present in CFRP waste is assumed to be recoverable. Considering higher recovery rates is hypothetical for (Li et al., 2016).

An alternative to LCA and LCC is cost-benefit analysis (CBA) (Leu

Table 1
Framework of economic model for Recovery Pathways.

Cost type	Abbreviation	Calculation (€/year)
Depreciation	D	= Investment divided by the number of years of the project (*) In this study, the life span of project is 10 years
Raw Material Cost	$(Cost_1)$	Excluded (waste cost is assumed to be zero)
Utility Cost	$(Cost_2)$	Technique dependent
Operating Labour Cost	$(Cost_3)$	with 4 operating personnel
Maintenance Cost	$(Cost_4)$	= $0.02 \times$ Investment
Supplies	$(Cost_5)$	= $0.3 \times$ Operating Labour Cost
Administration	$(Cost_6)$	= $0.9 \times$ Operating Labour Cost
Non-Operating Labour Cost	$(Cost_7)$	= $0.6 \times$ Operating Labour Cost
Other cost	$(Cost_8)$	= $0.01 \times$ Investment

3.2.1. Economic assessment methods

According to literature, composite recycling suffers from financial instability due to the low value of recovered products and the lack of market (Yang et al., 2012). In this context, an economic model for CFRP waste management is developed here in order to study the profitability of recycling techniques. A classical period of 10 years is considered to study the economic feasibility of the project.

It must be emphasized that the price of CFRP waste has been set equal at zero even though it can be considered as a raw material. Even if this assumption cannot be viewed as a penalizing one, it can be justified here in order to promote the deployment of the market of the recycled fibre.

- The **Non-Recovery Pathways** are considered as outsourcing services of the system, their costs are therefore estimated on the basis of the current fees charged by the government or the concerned industry.
- For **Recovery Pathways**, the contribution of variable costs, fixed capital costs and capital depreciation has been determined using classical methodologies for early estimates as reported in Anderson (2009) (see Table 1). A linear 10 year-depreciation is considered. The investment cost is estimated from the classical six-tenths rule for a fixed capacity of waste input (Seider et al., 2009). The utility costs including electricity, natural gas, and water have been extrapolated from literature data. The source and amounts of utilities depends on the recycling techniques that will be presented in the next section. Labour cost has been estimated from legislation (Eurostat, 2015a) (legal working hours of 1607 h per year with an hourly cost of 34.3 €). The recycling plants are assumed to be medium scale with 4 people for operating labour. This assumption will be valid for all recycling plants whatever the process and the capacity used.

Three economic indicators are considered in this study (Table 2):

1. Operation Cost per mass unit of waste (OC) is the cost of input utilities required by each recycling technique.
2. Average Unit Cost per mass unit of waste (UCW): for Non-Recovery techniques, this indicator corresponds to the total fees charged by government or the concerned industry; for Recovery pathways, this indicator is the breakeven point charged to an amount of waste through a 10-year horizon time of recycling plant for Recovery pathways. It corresponds classically to a zero value of Net Present Value (NPV) of the project calculated by Eq. (3.1) with a discount rate (β) of 10%. This assumption may be considered as severe but may prevent from economic difficulties that may be encountered from deployment to mature sales if the size of the market is not as large as expected (Yang et al., 2012).
3. Average Unit Cost per mass unit of recovered fibre (UCF) is

Table 2
Economic indicators.

Indicator	Formula
	Non-Recovery Pathways
	Recovery Pathways
Operation Cost per mass unit of waste (OC)	Utilities Costs
Average Unit Cost per mass unit of waste (UCW)	Fees (charged by government or industry)
Average Unit Cost per mass unit of recovered fibre (UCF)	$\frac{REV(at\ NPV = 0)}{Waste\ input\ capacity}$
	$\frac{REV(at\ NPV = 0) - \sum Revenue\ of\ other\ products}{Recovered\ fibre\ capacity}$

computed on a different basis. It only concerns Recovery Pathways, which is the average cost of recovered fibre during 10-year horizon time so that recycling plants can cover all their manufacturing cost and begin to have profit.

The profit from by-products (filler, oligomers) is not considered in total revenue to estimate the values of UCW and UCF of Recovery pathways to avoid the interference on fibre recycling. These two indicators reflect the different economic viewpoint of the involved stakeholder from waste owners with UCW to clients of recycled fibre with UCF.

$$NPV = -INV + \sum_{t=1}^{10} \frac{(REV - TC) \times (1 - a) + D}{(1 + \beta)^t} \quad (3.1)$$

with NPV: Net Present Value

H: the horizon time of recycling plant (10 years)

t: the year index

a: tax rate (34%)

β : discount rate (10%)

INV: Investment cost

REV: Annual Revenue of process

D: Depreciation ($D = \frac{INV}{H}$)

TC: Total annual costs ($TC = D + \sum_{i=1}^8 Cost_i$)

3.2.2. Environmental assessment methods

Besides the impacts released from operation activities, the impacts related to plant construction have been considered as insignificant compared to the operating phase: this assumption has been considered for valid for a lot of chemical processes (Morales Mendoza, 2013). The benefits obtained from recovered products have of course been included in environmental assessment with the avoided impacts. Three indicators involving GWP are computed:

1. GWP impact of process (GWPP) encompasses all the activities of waste management
2. GWP impact of substituted products (GWPA) includes the GWP impacts from the utilisation of recovered products to replace virgin materials. In this study, a quantity of recovered products is assumed to replace the equivalent quantity of virgin materials (1:1 ratio). This assumption is proposed in order not to limit the applications of recovered fibre by mechanical properties as proposed in Witik et al. (2013). The GWPA for an amount of recovered products is therefore equal to GWP impacts of production of the same quantity of virgin products which the recovered products replace;
3. Finally, GWP total of the system (GWPTOT) which take into account impacts from both activities and substitution effect: $GWPTOT = GWPP - GWPA$

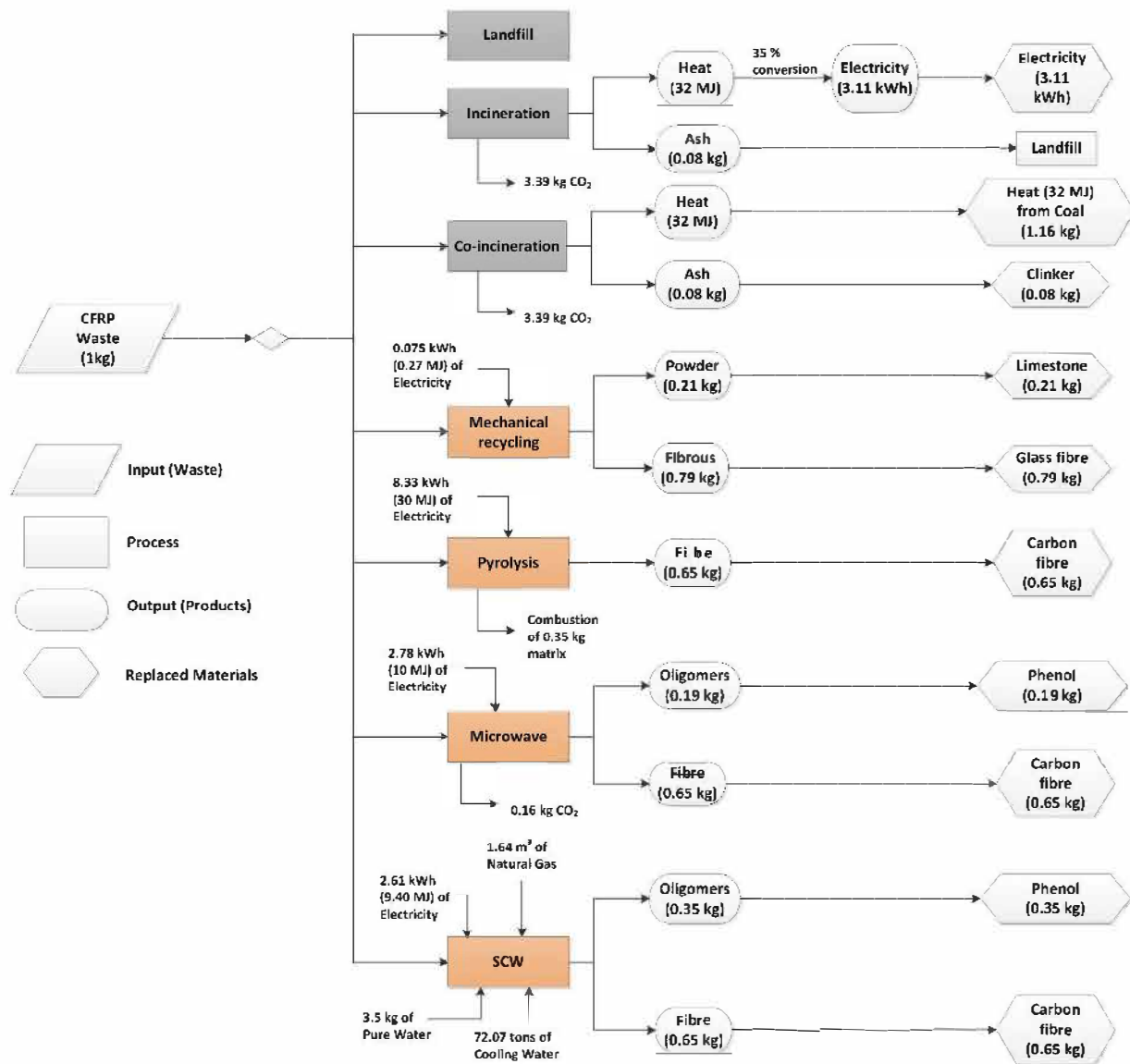


Fig. 2. Materials flows in the studied system (Hedlund-Åström, 2005; Suzuki and Takahashi, 2005; Palmer et al., 2010; Akesson et al., 2013; Knight, 2013; Witik et al., 2013; Howarth et al., 2014).

3.3. Model data

All the studied technologies are assumed to be available to treat CFRP waste. The mass and energy balances of each pathway in the modelled system are summarised in Fig. 2 and Table 1. Based on literature and on Ecoinvent database v2.2 with ReCiPe impact assessment method implemented in SimaPro v7.3, model data have been collected for being used in economic assessment and environmental assessment. The involved variables, their numerical value, and the source they come from can be found in Fig. 2 and Tables 3 and 4. The typical features of the studied waste treatment techniques will be shortly presented in the two following subsections.

3.3.1. Non-Recovery pathways

3.3.1.1. Landfill. Landfill can be defined as a specific underground storage of waste when there is no available recycling technique for this kind of waste. In this study, landfilling is considered as a disposal pathway, not as a kind of storage. Therefore, once landfilled, the potential recovered products from waste are lost. The composite waste that is likely to be landfilled is considered as non-hazardous solid waste.

No specific process for composite landfilling is defined in Simapro

v.7.3 databases, e.g. Ecoinvent 2.2. The landfilling of plastics mixture in sanitary landfill process, which is the closest option to composite landfilling solutions regarding the similar organic chemical nature of polymeric composite and plastics, has been adopted in order to evaluate GWPP of CFRP waste landfilling. The impacts from losing the recyclable fibre in CFRP waste are considered in order to avoid neglecting the lost potential in landfilling. These lost impacts are evaluated at negative GWPA of production for the equivalent quantity of VCF as the quantity of carbon fibre presented in landfilled CFRP waste. According to GPIC et al. (2003), the fees of composite landfill are around 76–90 €/tonne. The same order of magnitude for landfill charge in France in 2015, i.e., 95 €/tonne has been found in Fischer et al. (2012). This value is used in this study for economic assessment.

3.3.1.2. Incineration. Incineration is a thermal process, which allows recovering energy in heat resulting of waste combustion. Heat can be used either directly or converted into electricity. In this scenario, the process is assumed to be auto-thermal; heat and ash by-product released from the process are estimated at 32 MJ and 8 wt% of input waste respectively according to Witik et al. (2013); the emission of combustion is based on the work of Hedlund-Åström (2005). Heat is

Table 3
Data of Unit Cost and GWP impact in the modelled system.

Material/Activity	Unit Cost	GWP impact
Input Electricity	0.091 €/kWh (Eurostat, 2015b)	0.0262 kg CO ₂ eq./MJ (Electricity, medium voltage, at grid/FR – Ecoinvent v2.2/ReCiPe Midpoint (H) v.1.06)
Input Natural Gas	0.16 €/m ³ (Knight, 2013)	0.38 kg CO ₂ eq./m ³ (Natural gas, at long-distance pipeline/RER – Ecoinvent v2.2/ReCiPe Midpoint (H) v.1.06)
Input Pure Water	2.20 €/tonne (Knight, 2013)	0.000679 kg CO ₂ eq./kg (Water, ultrapure, at plant/GLO – Ecoinvent v2.2/ReCiPe Midpoint (H) v.1.06)
Input Cooling Water	13.27 €/1000 m ³ (Knight, 2013)	0
Limestone	90.91 €/tonne (ICIS, www.icis.com)	0.0132 kg CO ₂ eq./kg (Limestone, milled, loose, at plant/CH U – Ecoinvent v2.2/ReCiPe Midpoint (H) v.1.06)
Clinker	/	0.901 kg CO ₂ eq./kg (Clinker, at plant/CH – Ecoinvent v2.2/ReCiPe Midpoint (H) v.1.06)
Heat from coal	/	0.131 kg CO ₂ /MJ (Heat, at hard coal, burned industrial furnace, 1–10MW/MJ/RER – Ecoinvent v2.2/ReCiPe Midpoint (H) v.1.06)
Electricity (valorised from heat in incineration)	/	0.0256 kg CO ₂ eq./MJ (Electricity, medium voltage, production FR, at grid/FR – Ecoinvent v2.2/ReCiPe Midpoint (H) v.1.06)
Virgin ex-PAN Carbon Fibre	/	31 kg CO ₂ eq./kg (Das, 2011)
Virgin Glass Fibre	1–30 €/kg (Dupupet, 2008)	2.6 kg CO ₂ /kg (Kellenberger et al., 2007)
Recycled Glass fibre	0.25 €/kg (Job, 2013)	/
Oligomers	1.52 €/kg (ICIS, www.icis.com)	3.86 kg CO ₂ /kg (Phenol, at plant/RER – Ecoinvent v2.2/ReCiPe Midpoint (H) v.1.06)
CFRP waste landfilling	95 €/tonne (Fischer et al., 2012)	0.0897 kg CO ₂ eq./kg (Disposal, plastics, mixture, 15.3% water, to sanitary landfill/CH – Ecoinvent v2.2/ReCiPe Midpoint (H) v.1.06)
Ash landfilling (in incineration)	95 €/tonne (Fischer et al., 2012)	0.0122 kg CO ₂ eq./kg (Disposal, inert material, 0% water, to sanitary landfill/CH – Ecoinvent v2.2/ReCiPe Midpoint (H) v.1.06)
Matrix combustion (in pyrolysis)	/	2.35 kg CO ₂ eq./kg (Disposal, plastics, mixture, 15.3% water, to municipal incineration/CH – Ecoinvent v2.2/ReCiPe Midpoint (H) v.1.06)

then converted to electricity with an efficiency of 35% (Antonini, 2012). Ash by-product is landfilled as an inert waste. The cost of general waste incineration is about 92 €/tonne in France in 2015 according to Fischer et al. (2012). The UCW of this route includes this charge as well as the cost of ash landfilling.

3.3.1.3. Co-incineration. As incineration and co-incineration are both based on combustion of waste, the quantity of heat and ash produced in co-incineration is assumed to be similar to the respective value involved in incineration technique. However, co-incineration allows material recovery in addition to energy recovery. Indeed, in co-incineration, waste is used as a substituted fuel involved in clinker fabrication where coal is normally used as a fuel and the products of waste combustion, i.e. heat and ash, are completely valorised in co-incineration. Heat released from combustion of CFRP waste can substitute the same amount of heat from coal combustion in furnace. Ash is also mixed with the raw materials of clinker. According to Halliwell (2006), the cost of treatment of co-incineration of composite waste charged by the cement industry is around 1 €/kg. This cost is considered as UCW for this technique.

3.3.2. Recovery pathways

The techniques that have been investigated here have been selected as they are representative of the existing processes: grinding, pyrolysis, microwave, and supercritical water (SCW). These techniques have attracted a lot of attention from academic and industry and have reached a sufficient level of maturity of development. Grinding process is the simplest recycling technique with only energy requirement but the recovered products cannot be used in high-valued applications due to the

strong degradation of recovered fibre and unclear separation of fibre-matrix. Pyrolysis which is the most successful industrialised technique for clean CF recycling with high retention of mechanical properties yet requires high energy consumption. Microwave, another thermal technique, can recycle CF with less energy than pyrolysis and lead to potential recovery of matrix. SCW is the recycling technique in trend because of the utilisation of water, a cheap and low-hazardous risk raw material compared to organic solvents, but this technique requires a large amount of energy to operate at supercritical conditions.

Although the recycling yield of carbon fibre in CFRP waste has not reached 100%, the recent results obtained are promising (Oliveux et al., 2015a). In this study, we consider that CF can be ideally recycled at 100% yield by pyrolysis, microwave and SCW to study the maximum benefit that can be potentially obtained without introducing a bias in the analysis since the recycling yield of CF may vary in different works.

For CFRP based on bisphenol A epoxy resin, the residuals are constituted of phenol derivatives principally. Due to the complexity of oligomers mixture, the residuals from decomposition of matrix are simplified to be reused as phenol in this study.

Technical, economic and environmental data have been collected regarding CFRP applications. Yet, in case of the lack of data, those relative to GFRP will be used. The majority of recycling techniques on fibre recovery from FRP waste have been developed for both GFRP and CFRP because of the similarity of these two polymeric composites, e.g. (Kennerley et al., 1998; Pickering et al., 2000; Yip et al., 2001; Jiang et al., 2008) for fluidised bed, or (Lester et al., 2004; Akesson et al., 2013; Obunai et al., 2015) for microwave, etc.

The general reviews on global composite recycling have shown that there are still few recycling sites for FRP/CFRP waste, with

Table 4
Data of Investment Cost for Recovery Pathways.

Technique	Investment Cost for Process in literature	CAPEX used in Economic Assessment (*estimated with six-tenths rule for the studied capacity)
Grinding	200 000 € for a shredder of capacity of 4000 t/year (Halliwell, 2006)	265 000 € of capacity of 4000 t/year (shredder + hammer mill)
Pyrolysis	10 000 € for capacity of 20 000–80 000 t/year (Krawczak, 2012)	1 450 000 € of capacity of 2000 t/year*
Microwave	9 400 000 £ for capacity of 50 000 t/year (tyres application) (Appleton et al., 2005)	2 550 000 € of capacity of 2000 t/year*
Supercritical water	5 770 000 \$ for capacity of 150 kg/hour (Knight, 2013)	6 430 000 € of capacity of 1000 t/year*

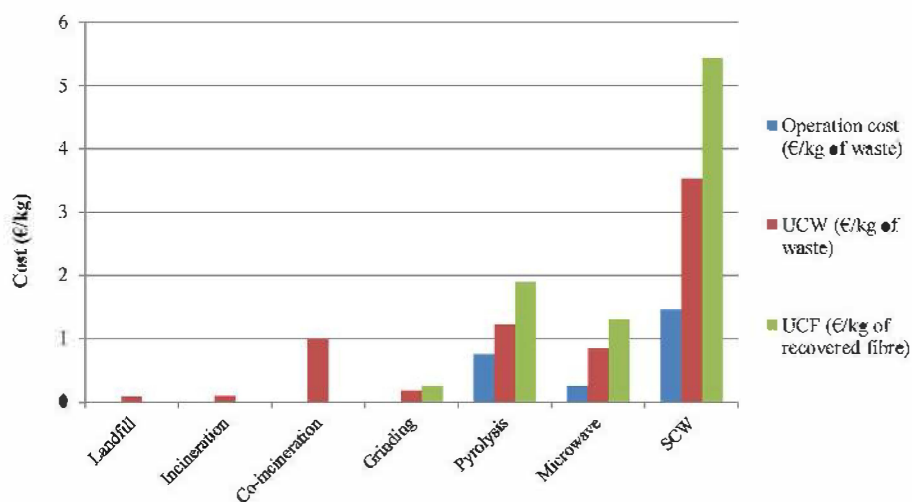


Fig. 3. Economic assessment of the studied pathways.

little available information (capacity, technique, location). The recycling capacity of the studied techniques is set at the best performance of the current FRP/CFRP recycling industry reported in [Pimenta and Pinho \(2011\)](#): 4000 t/year for grinding, 2000 t/year for thermal recycling (pyrolysis and microwave) and 1000 t/year assumed for chemical recycling (SCW).

3.3.2.1. Grinding. The principle of this technique is to separate fibres from matrix by a grinding process. After mechanical process and sieving, the obtained products are constituted by a mixture of matrix and fibre. They are separated into different fractions in function of fibre proportion and length ([Kouparitsas et al., 2002](#); [Palmer et al., 2010](#)). [Palmer et al. \(2009\)](#) have shown that two products are assumed to be recovered from the composite waste, i.e., a matrix-rich powder product (29 wt%), used as filler, and a fibrous fraction (71 wt%). The process energy is estimated at 0.27 MJ/kg by [Hedlund-Åström \(2005\)](#) which is in agreement with the value proposed by [Howarth et al. \(2014\)](#) carried out at industrial scale.

In this work, the mechanical technique is based on ERCOM process which operates at industrial scale by using a mobile shredder and hammer mill. The plant has a capacity of 4000 t/year with a mobile shredder of value of 200,000 € ([Halliwell, 2006](#)). The capital cost of hammer mill is presented in detail and has been assumed to be one third of the value of shredder ([Schutte Buffalo Hammermill, 2016](#)).

3.3.2.2. Pyrolysis. In this study, the pyrolysis is modelled as a combustion process of the matrix (35 wt% of CFRP waste) environmental impacts. No energy recovery from thermal decomposition of matrix has been assumed. The total energy used in pyrolysis has been estimated at about 30 MJ/kg composite ([Witik et al., 2013](#)).

In general, pyrolysis for composite recycling requires a minimum amount of 10 million € for capacities ranging from 20,000 to 80,000 t/year ([Krawczak, 2012](#)). An average value (50,000 t/year) has been assumed and used to estimate the corresponding capital cost of the studied capacity by six-tenths rule.

3.3.2.3. Microwave. The process energy is estimated at 10 MJ/kg according to [Lester et al. \(2004\)](#) and [Suzuki and Takahashi \(2005\)](#). According to [Lester et al. \(2004\)](#), oligomers from the decomposition of polymeric matrix can be obtained by this technique. Another study on GFRP ([Akesson et al., 2013](#)) has shown that besides the recovery of solid product, i.e. glass fibre, the thermoset matrix (unsaturated polyester resin) is decomposed into pyrolysis oil and gas with 56 wt% and 44 wt% of quantity of matrix in waste respectively. These yields

will be used to estimate the quantity of oligomers and the emission of CO₂ released from 35 wt% of matrix in the studied CFRP waste through this process. The pyrolysis oil, which is composed of various aromatic substances, is assimilated to phenol in this model. The gas fraction which is composed of a rich amount of CO and CO₂ with low presence of methane and other hydrocarbons reported in the study of [Akesson et al. \(2013\)](#) is assumed to be exclusively composed of CO₂ considering a total oxidation.

No information of investment cost on FRP recycling is yet available. This later is estimated based on the BRC process for tyres scrap treatment ([Appleton et al., 2005](#)), that is 9,400,000 £ for a capacity of 50 000 t/year. The investment cost of the BRC process reported in 1990s is updated from 1995 to 2014 by Chemical Engineering Plant Cost Index (CEPCI).

3.3.2.4. Supercritical water. In supercritical condition (temperature > 374 °C and pressure > 221 bar), the polymer matrix can be decomposed into different oligomers and the carbon fibre is recovered in supercritical water. This technique has been industrialised for hazardous waste treatment since 1980s ([Marrone, 2013](#)). For composite application, although it has received a lot of attention from academics and industry ([Oliveux et al., 2015a](#)), supercritical water for CFRP waste is still at pilot scale. As information of this process is still limited, data used for assessment are based on the work of [Knight \(2013\)](#). For an amount of 1 kg of CFRP (35 wt% matrix) waste, the process requires 2.61 kWh of electricity, 1.64 m³ of natural gas, 3.5 kg of pure water for solvent and 72.07 t of cooling water. CFRP waste is assumed to be entirely recovered with 100% yield of carbon fibre and matrix (in the form of oligomers). A capital cost value of 5,770,000 \$ for 150 kg/hour of capacity has been adopted from in [Knight \(2013\)](#) (i.e. 1000 t/year plant).

4. Results and discussion

4.1. Economic assessment

[Fig. 3](#) presents the values of OC, UCW and UCF for all the studied CFRP waste techniques. Based on UCW indicator, it must be first emphasized that not surprisingly, the fibre recycling techniques are not cost-competitive compared to landfill and incineration routes. These options (requiring around 0.1 €/kg of waste) are the most competitive ones for CFRP waste treatment without consideration of profits from recoverable products in waste. This indicator may reflect the viewpoint of the waste producer who will be referred as the « waste owner » who may have no economic interest to reuse or stock waste and have to

Table 5
Price ranges of carbon fibres and glass fibres in market.

Type of Fibre	Prices
Virgin conventional CF (low modulus)	< 20 \$/kg (Chen, 2014)
Virgin conventional CF (standard modulus)	20–55 \$/kg (Chen, 2014)
Virgin conventional CF (intermediate modulus)	55–65 \$/kg (Chen, 2014)
Virgin conventional CF (high modulus)	65–90 \$/kg (Chen, 2014)
Virgin conventional CF (ultra-high modulus)	up to 2000 \$/kg (Chen, 2014)
Low-cost CF	4.5–7.5 €/kg (Berreur et al., 2002)
Virgin CF (from lignin precursor)	6.6 \$/kg (Chen, 2014)
Recycled CF (from Thermo-Chemical recycling)	13–19 \$/kg (Oliveux et al., 2015a)
Ground CFRC	5 \$/kg (Oliveux et al., 2015a)
Virgin GF (for general purpose)	1–3 €/kg (Dupupet, 2008)
Virgin GF (for high technology applications)	3–30 €/kg (Dupupet, 2008)
Recycled GF	0.25 €/kg (Job, 2013)

select one of the existing techniques in order to remove waste at minimal cost. So, this may suggest that if no regulation is imposed, landfill and incineration will continue to be the dominant economic choice in CFRP waste management at current costs despite there is no mass recovery in these options.

Although it cannot recycle carbon fibre, co-incineration allows waste recovery considering both energy and material aspects, and prevents the use of coal in clinker production. With a charge of 1€/kg of waste by cement industry, co-incineration loses its economic interest compared to landfill or incineration and even to other fibre recycling techniques like grinding and microwave, despite its advantage on waste valorisation. However, if this technique is charged at the same fee of incineration, it is more interesting than incineration and landfill because this technique allows reducing the cost of ash landfilling in incineration by material recovery in clinker fabrication. However, the choice of non-recovery techniques is temporary and depends largely on the acceptance of recycled carbon fibre in market. When RCF become profitable, the non-recovery pathways will become obsolete for CFRP waste management.

Grinding that operates with low energy consumption, has the lowest value in Operation Cost in the Recovery pathways. Although the UCW of this technique is little higher than the cost of landfill and incineration, it is the cheapest one compared to the value of UCW for the three other recycling techniques due to simple equipment and high capacity. Pyrolysis and SCW which operate at high temperature or high pressure respectively, exhibit a high Operation Cost. This factor has an influence on the UCW indicator relative to these techniques, especially in SCW technique. It can clearly be observed that SCW leads to both the highest Operation Cost and UCW because of the conjunction of three factors, i.e., high utility cost, high investment and small capacity. Microwave that operates at the same capacity (2000 t/year) is more interesting than conventional pyrolysis regarding its lower Operation Cost and UCW principally due to energy reduction in microwave heating which requires only one third of energy used in pyrolysis. With UCW varying from 0.18 to 3.53 €/kg of waste, the Recovery Pathways cannot compete with the Non-Recovery Pathways if there is neither market for recovered fibres nor regulation constraints.

In this context, UCF indicator is used to study the acceptable price range at which recovered fibres can be sold as well as their potential applications that can be determined in order to promote recycling and markets of recovered fibre. For this purpose, the UCF of recovered fibre from the Recovery Pathways will be compared with the average price of VCF, VGF and RGF in current market. This evaluation is pivotal to study the potential use of recovered fibre in classical applications of VCF, VGF and RGF by an economic viewpoint. The price of VCF may vary according to different grades on mechanical properties, precursors and production technique, etc.... from a price less than 20 \$/kg (low

modulus) up to 2000 \$/kg (ultra-high modulus) (Chen, 2014). In a context where carbon fibre will be popularised in wide applications such as automotive, the production of carbon fibre from cheap precursor like lignin can reduce the manufacturing cost of CF at around 6.6 \$/kg (5.92 €/kg). According to Berreur et al. (2002), the ideal prices of carbon fibre are estimated at about 4.5–7.5 €/kg. Besides, the price of glass fibre is much lower than that of carbon fibre. The price of glass fibre is estimated at 1–3 €/kg for general purpose and 3–30 €/kg for high technology applications (Dupupet, 2008), while recovered glass fibre is sold at 0.25 €/kg (Job, 2013).

UCF for grinding (evaluated at 0.248 €/kg) exhibits a value that is very similar to the price of recovered glass fibre. The value of UCF for recovered fibre from thermal techniques is higher than the minimum price of VGF (1 €/kg), but remains lower than the lowest price (i.e. 4.5 €/kg) of carbon fibre that is used for general applications (Berreur et al., 2002). Based on the assumptions of this study, the UCF of SCW is estimated at 5.43 €/kg which is the highest cost among the Recovery pathways and exceeds the threshold of 4.5 €/kg for carbon fibre price. Mechanical recycling has the least UCF cost, but carbon fibre cannot be cleanly separated from the matrix and the recovered products are usually used in low value applications. Although SCW has the highest UCF, the recovered fibres by this technique have the tensile strength which is slightly near the one of virgin fibres. This technique needs yet improvement to reduce investment cost and an expansion of capacity is required so that this process becomes more competitive than other recycling techniques such as pyrolysis or microwave.

Based on literature, Table 5 presents the price ranges of carbon fibre and glass fibre with different quality in market. The UCF value estimated in this study is yet lower than the data reported by Oliveux et al. (2015a): 13–19 \$/kg for RCF from thermo-chemical recycling and 5 \$/kg (3.36 €/kg) for ground CFRP. The observed gap can be explained by several factors: (i) the studied system does not consider exogenous factors (type of CFRP waste, transportation, conditioning process, packaging, etc.); (ii) average data and fixed capacity are used. However, the reported cost of recycled carbon fibre seems less attractive compared to the price of VCF from cheap precursors like lignin, i.e., 6.6 \$/kg, (Chen, 2014). It must be emphasized that, the recycled fibre costs have two competitors according to the targeted market, low-cost virgin CFRP for low value use and CFRP for high-value applications requiring carbon fibres of high-quality (e.g. aerospace applications).

Finally, it must be said that although the economic benefit that may result from the by-product release for some specific markets is not considered, the associated environmental benefit is taken into account via the concept of avoided impacts. The key factors from this economic assessment include recycling capacity and carbon fibre recovery that will be assessed in the sensitivity study section.

4.2. Environmental assessment

Three indicators for the evaluation of GWP impacts are used in this assessment: GWPP, GWPA and GWPTOT (see Section 2). The obtained results are displayed in Fig. 4.

The thermal techniques, i.e. pyrolysis, co-incineration and incineration are the pathways that exhibit the highest values for GWPP impacts. The combustion in pyrolysis involves the decomposition of the polymeric part, so that a lower GWPP impact is released than the one resulting from the combustion of the entire composite in incineration and co-incineration. Co-incineration induces slightly lower impacts than incineration because it does not need ash landfilling like incineration. For the other techniques with no or very low GHG emissions, the GWPP impacts depend majorly on the consumption of utilities in the process. Concerning GWPP impacts, the processes can be ranked in increasing order, that is, mechanical recycling, landfill, microwave, SCW. Although microwave and pyrolysis belong to thermal recycling, the recovery of oligomers from matrix in microwave reduces the GWP impacts compared to pyrolysis by avoiding the combustion of

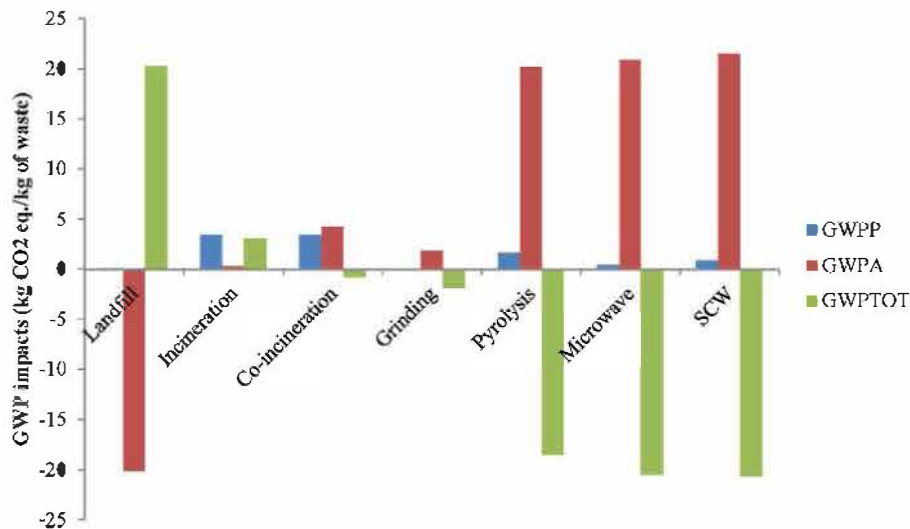


Fig. 4. Environment assessment of the CFRP waste treatment techniques.

the entire matrix.

GWPA assessment is pivotal to study the outcome of waste treatment activities. If only the GWP impacts of the activities are assessed in the system, the potential benefit from materials recovery by recycling techniques or the loss of materials in landfill can be under-evaluated. The materials that can be replaced by the recovered products that can be generated by each technique are presented in detail in Section 4. Despite its low GWPP impacts, landfill has high GWPTOT impacts since landfilling activity loses the recycling potential of carbon fibre in CFRP waste. In spite of a higher UCW cost, the interest of co-incineration over incineration is shown through GWPA evaluation. The benefit from recovery of entire CFRP waste on energy and material in co-incineration allows compensating over the GWP impacts produced in the process (GWPP), so that GWPTOT impacts become negative. Yet due to the specific situation of France that is explored in the study, the heat recovery from electricity conversion in incineration is not very profitable towards GWP impacts: the avoided impacts are too low to compensate all GWPP of this technique since the GWPA impacts of incineration are evaluated from GWP from an electricity mix in France which is produced principally from nuclear power (75%) and others (hydropower – 12%, hard coal – 4%, natural gas – 4% and imported – 2%) (Itten et al., 2012).

The GWPA evaluation of recycling techniques depends strongly on replaced materials. The production of VCF is extremely energy intensive and so emits much higher GHG than the production of glass fibre or of the other recovered products (limestone, phenol). Therefore, the avoided impacts from replacement of VCF by RCF constitute an important contribution of GWPTOT for the studied techniques, which recycle carbon fibre cleanly such as pyrolysis, microwave and supercritical water. The effect of the low-value applications of recovered products from mechanical recycling (glass fibre and limestone) is indeed recognised in the GWPA assessment. This technique is the least interesting option among the recycling pathways despite its low GWPP impacts. The recovery of by-products in addition to carbon fibre constitutes a key advantage for microwave and supercritical water. However, a variant of pyrolysis process equipped with a section for recovery of condensable decomposed polymeric matrix from the incomplete oxidation could exhibit similar GWPTOT performances with microwave and supercritical water.

For all the studied recycling techniques, the GWPP impact is low enough so that the avoided impact from the recovered products compensates for GWPP impacts and GWPTOT is negative. GWPA impact assessment promotes the implementation of recovery pathways while the market of recycled carbon fibre is not yet mature.

To evaluate the potential benefit of recovered products, all the studied indicators, i.e., GWPA, GWPP, UCW and UCF are complementary indicators in the study of the whole CFRP recycling system from plant deployment to waste recovery.

4.3. Sensitivity analysis

The study results are sensitive to a number of key parameters, including recycling capacity and carbon fibre recovery rate and the material type replaced by recovered fibre through the variation of UCF and GWPTOT. Sensitivity analysis results are presented here.

4.3.1. Capacity of recycling techniques

The economic assessment has highlighted that UCF depends on the installed capacity of the recycling techniques: UCF varies in function of capacity due to waste quantity input and the capital cost. This study is aimed to analyse the impact of this factor on UCF of each technique. Three levels of recycling capacity have been selected, i.e., 1000, 2000 and 4000 t/year that correspond to small, medium and large range of FRP recycling industry.

Not surprisingly, an increase in recycling capacity reduces the UCF of recovered fibre (Fig. 5). The UCF of grinding for three scales (lower than the UCF of other techniques) are all lower than 1 €/kg and even down to 0.25 €/kg. This result promotes the use of grinding in the classical applications of glass fibres, even in the lowest grade (recovered glass fibre) with a threshold of 0.25 €/kg. However, the UCF values for pyrolysis, microwave and SCW are all greater than 0.25 €/kg. The recovered fibre from these techniques cannot be reused in the same grade as recycled glass fibre. For the recovered fibre from pyrolysis and microwave, the application range may include at least the substitution of the general purpose grade of glass fibre with their UCF range from 1.6–2.4 €/kg (pyrolysis) and 1–1.9 €/kg (microwave). With a capacity range of 1000–4000 t/year, the range of UCF of SCW is around of 1–3 €/kg of general purpose glass fibres. The UCF value are 5.4, 4.4 and 3.8 €/kg for 1000, 2000 and 4000 t/year respectively which are lower than the price of VCF from lignin (5.9 €/kg, (Chen, 2014)). The recovered fibres from this technique are thus competitive with limestone or low grade of glass fibre. Yet some recent studies have highlighted the high retention of properties of carbon fibre that can be obtained by this recycling technique (Oliveux et al., 2015a) so that the reuse of recycled carbon fibres from SCW is promising.

4.3.2. Carbon fibre recovery rate

The impact of carbon fibre recovery rate in recycling techniques is

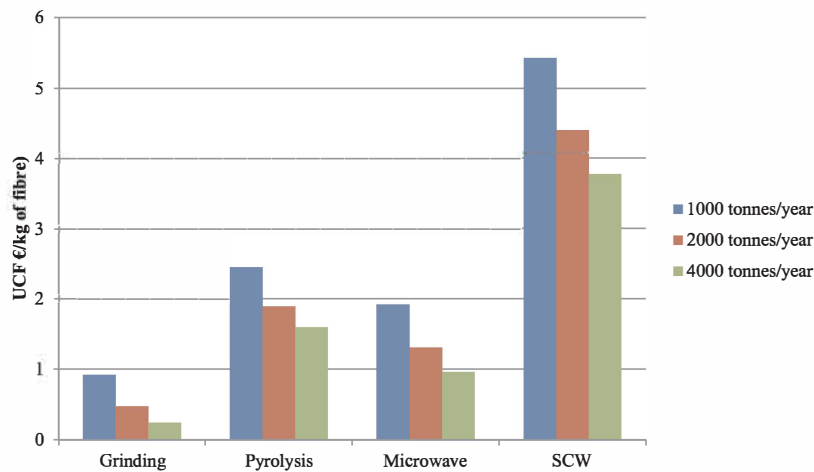


Fig. 5. Sensitivity of Recovery Pathways on input capacity.

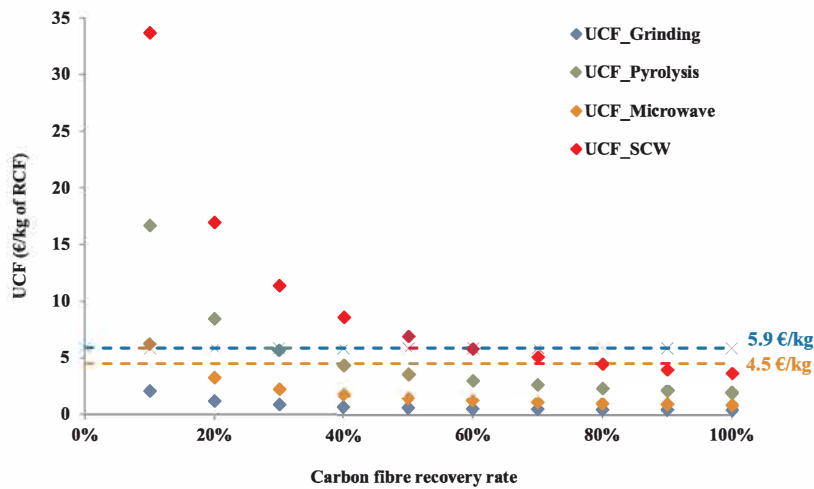


Fig. 6. Sensitivity study of Economic Assessment by Carbon Fibre recovery rate.

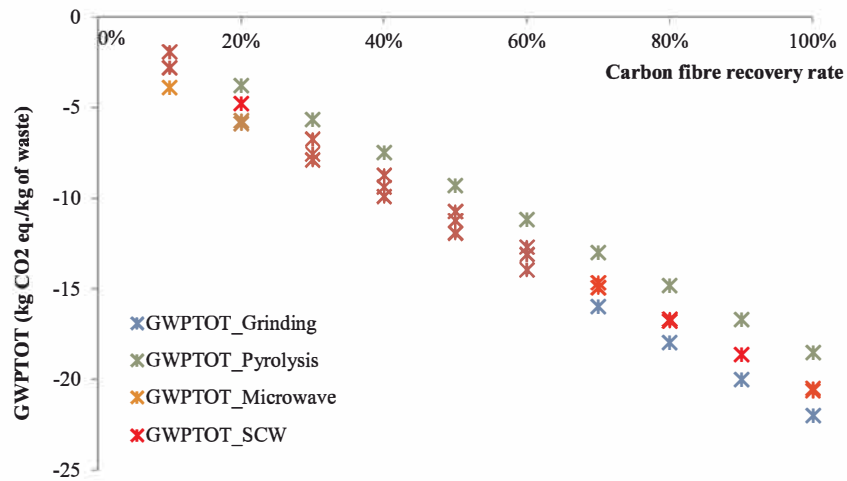


Fig. 7. Sensitivity study of Environmental Assessment by Carbon Fibre recovery rate.

now studied with UCF for economic assessment (Fig. 6) and GWPTOT for environmental assessment (Fig. 7). This parameter will be varied from 10% to 100% in a fixed capacity of 2000 t/year for all the recovery pathways. In this scenario, the recovered fibre fraction which can be used as carbon fibre applications is characterized by a carbon fibre recovery rate (γ) of total recovered fibre quantity; the remaining part of recovered fibre ($1-\gamma$), which cannot be used as carbon fibre, is

considered to substitute glass fibre. The UCF indicator is evaluated by considering the profit from by-products (filler, oligomers, low-valued fraction of recovered fibre ($1-\gamma$)).

For economic assessment, three ranges of carbon fibre price are determined by the minimum ideal cost that the industry aims to reach, i.e., 4.5 €/kg according to Berreux et al. (2002) and the lowest price of VCF from lignin (the cheapest precursor for carbon fibre) (i.e., 5.9 €/kg,

(Chen, 2014)): 0–4.5 €/kg, 4.5–5.9 €/kg and above 5.9 €/kg. These three ranges are separated by the dotted lines of 4.5 €/kg and 5.9 €/kg in Fig. 6. The UCF values in the first range can be viewed as the most competitive prices to substitute virgin carbon fibre by recycled carbon fibre. The second one can be considered as a kind of “safe” price that recycled fibre can be accepted to replace conventional carbon fibre. The recycled carbon fibre with an UCF above the cost of lignin-based carbon fibre (5.9 €/kg) may have difficulties to win over this carbon fibre type from an economic viewpoint.

In this sensitivity study, the profits from by-products included in UCF evaluation cannot cover all the recycling costs.

Logically, an increase in carbon fibre recovery rate reduces the UCF for recovered carbon fibre fraction. Whatever the value of carbon fibre recovery rate, the UCF exhibits the highest value for SCW, followed in decreasing order by pyrolysis, microwave and grinding. This can be explained by high operation cost and investment cost in SCW technique. For low carbon fibre recovery rates (10% and 20%) of SCW, the estimated costs of recycled carbon fibre is higher than the price of the virgin PAN carbon fibre (15.5–19.5 €/kg, (Chen, 2014)). This could suggest to adopt recycled carbon fibre from SCW in carbon fibre market if the carbon fibre recovery rate of this technique reaches around 60% and preferably 80% from which UCF is below 4.5 €/kg.

In the thermal recycling techniques, the recovery of oligomers allows reducing largely the UCF of microwave, which has moderate operation cost, compared to the UCF of pyrolysis, which does not recover any by-products and requires high energy for operation. Grinding is the most modest technique for which UCF values are always below 4.5 €/kg, from 2.1 €/kg to 0.43 €/kg at 10% and 100% carbon fibre recovery rate respectively. Even at very low yield of recycled carbon fibre (e.g. 10%), this technique can still offer low prices for utilisation of recycled fibre in carbon fibre applications. For the most expensive techniques, i.e. SCW and pyrolysis, a high carbon fibre recovery rate is important to get competitive prices of recycled carbon fibre.

In the assessment of GWP impacts, the GWPTOT values of all recycling techniques are negative due to the high value of avoided impacts from replacement of virgin materials by recovered products. Furthermore, the high gap in GWP impacts between carbon fibre production (31 kg CO₂ eq./kg, (Das, 2011)) and glass fibre production (2.6 kg CO₂/kg (Kellenberger et al., 2007)) promotes yield increase for recycled carbon fibre instead of using recovered fibre for substitution of glass fibre in order to gain important avoided GWP impacts.

Less GWP impact results from pyrolysis among the recovery pathways because of the high energy consumption, the combustion of matrix and the absence of by-products recovery. By contrast, grinding with low energy input has the most significantly reduced GWP impacts, especially at high carbon fibre recovery rates. Although grinding is the most environmental friendly process, the use of fibre fraction at high yield is difficult due to an important degradation of fibre properties through this process. For microwave, the oligomers recovery makes this technique attractive with similar GWPTOT with the low-energy technique, i.e. grinding, at low carbon fibre recovery rates (10% and 20%). However, the oligomers yield released from SCW is higher than from microwave, the avoided impacts of the additional oligomers in SCW compensate for the gap in GWPP between microwave and SCW. From 90% of carbon fibre recovery rate, GWPTOT of SCW is lightly lower than microwave.

5. Conclusion

The objective of this study was to study the potential benefits for CFRP waste management in economic and environmental viewpoints. Multiple pathways are assessed ranging from the options which cannot recover fibre in composites (i.e., landfill, incineration, co-incineration) to the recycling techniques (i.e., grinding, pyrolysis, microwave and

supercritical water). In this study, fibre quality is indirectly taken into account through the knowledge of the involved recycling process and the substitution market of the recycled fibre.

The cost and GWP assessments of the modelled pathways show two main trends:

1. The Non recovery techniques apart from incineration, i.e. landfill and incineration are the cheapest options but have high GWP impacts due to the loss or the low value of recovered products.
2. The techniques with high yield of recovery require more capital, especially supercritical water, than other pathways, but allow important reduction of GWP impacts by consideration of the avoided impacts.

These results highlight the potential conflicts between economic and environmental indicators as there is no technique having both low cost and GWP impacts.

The economic assessments show highly potential for substitution of VCF/VGF by recycled carbon fibres. The prices of recovered fibres from the recycling techniques are found to be competitive compared to the prices of virgin fibres. However, the reutilisation of RCF in different markets of glass fibres and carbon fibres depend on recycling technologies, plant scale, and recovery rate. Due to the simplicity of the involved process, RCF from grinding can be sold at a low price, about 1 €/kg at low capacity (1000 t/year). Even with low substitution rate of carbon fibre (10%) at moderate capacity (2000 t/year), grinding can be competitive (2.1 €/kg) for carbon fibre market. However, in the advanced recycling technologies, high recycling capacity and high carbon fibre recovery rate are required to overcome both the price of virgin fibre and recycled fibre from cheaper techniques. Indeed, recycled fibres from SCW are not competitive in recycled glass fibre market due to the very high treatment cost (over 3.5 €/kg of fibre) even at high capacity of 4000 t/year.

Considering the avoided impacts, GWP assessment clearly promotes recycling activities by recovery of carbon fibre and avoids utilisation of Non recovery routes. This assessment also shows the high interest of recycling over the conventional production of carbon fibre and glass fibre with negative GWP impacts. Yet, waste treatment techniques are complex processes which produce not only GHG emissions but also noise pollution, human toxicity impacts, etc., so that a complete LCA assessment is needed to have a complete cartography of the environmental impacts.

Besides, the CFRP waste streams are composed not only of the cure composite that is considered here but also of the uncured production composite (prepreg) and of the End-of-life waste which may contain metallic inserts or other contaminants. Each waste stream may require specific treatment so that the choice of the technique depends on waste composition and on the market for recovered fibre. The modelling of the whole system embedding all the different sources for CFRP waste and options for recycling process via (Linear Programming)/MILP (Mixed Integer Linear Programming) formulation is a perspective of the proposed work. The objective is to design a CFRP waste management system which is a good compromise between economic and environmental issues with the variability of waste flows and the different waste treatment techniques.

Acknowledgement

The authors would like to thank the French National Research Agency (ANR) for the financial support of the SEARRCH project (Sustainability Engineering Assessment Research for Recycled Composite with High value) : see the link for more detail, <http://www.agence-nationale-recherche.fr/Project-ANR-13-ECOT-0005>.

References

- Akesson, D., Foltynowicz, Z., Christeen, J., Skrifvars, M., 2013. Products obtained from decomposition of glass fibre-reinforced composites using microwave pyrolysis. *Polimery* 58, 582–586. <http://dx.doi.org/10.14314/polimery.2013.582>.
- Ali, G., Abbas, S., Tanikawa, H., Ahmed, S., Mollah, N., Qamer, F., 2013. Comparative cost analysis of waste recycling for best energy alternative. *J. Biodivers. Environ. Sci.* 3, 111–120.
- Allred, R.E., Gosau, J.M., Shoemaker, J.M., 2001. Recycling process for carbon/epoxy composites. 46th International SAMPE Symposium and Exhibition 179–192.
- Anderson, J., 2009. Determining Manufacturing Costs. CEP, pp. 27–31.
- Antonini, G., 2012. Traitements thermiques des déchets Procédés et technologies associées. *Tech. Ing. Gest. Déchets base documentaire: TIB437DUO*.
- Appleton, T.J., Colder, R.L., Kingman, S.W., Lowndes, I.S., Read, A.G., 2005. Microwave technology for energy-efficient processing of waste. *Appl. Energy* 81, 85–113. <http://dx.doi.org/10.1016/j.apenergy.2004.07.002>.
- Bai, Y., Wang, Z., Feng, L., 2010. Chemical recycling of carbon fibers reinforced epoxy resin composites in oxygen in supercritical water. *Mater. Des.* 31, 999–1002. <http://dx.doi.org/10.1016/j.matdes.2009.07.057>.
- Berreuer, L., de Maillard, B., Nöspinger, S., 2002. L'industrie française des matériaux composites.
- Black, S., 2012. Carbon fiber market: gathering momentum. *High-Perform. Compos.* 20, 42–45.
- Chen, M.C.-W., 2014. Commercial Viability Analysis of Lignin Based Carbon Fibre.
- Cunliffe, A.M., Jones, N., Williams, P.T., 2003. Recycling of fibre-reinforced polymeric waste by pyrolysis: thermo-gravimetric and bench-scale investigations. *J. Anal. Appl. Pyrolysis* 70, 315–338. [http://dx.doi.org/10.1016/S0165-2370\(02\)00161-4](http://dx.doi.org/10.1016/S0165-2370(02)00161-4).
- Das, S., 2011. Life cycle assessment of carbon fiber-reinforced polymer composites. *Int. J. Life Cycle Assess.* 16, 268–282. <http://dx.doi.org/10.1007/s11367-011-0264-z>.
- Directive 1999/31/EC, 1999. Directive on landfill waste. *Off. J. Eur. Communities* 1–19.
- Directive 2000/53/EC, 2000. Directive on end of life vehicles. *Off. J. Eur. Communities*.
- Duflo, J.R., De Moor, J., Verpoest, I., Dewulf, W., 2009. Environmental impact analysis of composite use in car manufacturing. *CIRP Ann. – Manuf. Technol.* 58, 9–12. <http://dx.doi.org/10.1016/j.cirp.2009.03.077>.
- Dupupet, G., 2008. Fibres de carbone. *Tech. Ing. Gd. Évén. Année base documentaire: 42625210*.
- Eurostat, 2014a. Hourly labour costs ranged from €3.8 to €40.3 across the EU Member States in 2014.
- Eurostat, 2015b. Energy Price Statistics [WWW Document]. URL http://ec.europa.eu/eurostat/statistics-explained/index.php/Energy_price_statistics. (Accessed 10 May 2016).
- Farel, R., Yannou, B., Ghaffari, A., Leroy, Y., 2013. A cost and benefit analysis of future end-of-life vehicle glazing recycling in France: a systematic approach. *Resour. Conserv. Recycl.* 74, 54–65. <http://dx.doi.org/10.1016/j.resconrec.2013.02.013>.
- Fenwick, N., 1996. Recycling of Composite Materials Using Fluidised Bed Processes. Nottingham.
- Feraboli, P., Kawakami, H., Wade, B., Gasco, F., DeOto, L., Masini, A., 2012. Recyclability and reutilization of carbon fiber fabric/epoxy composites. *J. Compos. Mater.* 46, 1459–1473. <http://dx.doi.org/10.1177/0021998311420604>.
- Fischer, C., Lehner, M., McKinnon, D.L., 2012. Overview of the Use of Landfill Taxes in Europe (No. ETC/SCP 96).
- GPIC, Fédération de la Plasturgie, ADEME, 2003. Les Déchets Composite: Une meilleure connaissance pour une meilleure gestion.
- Gosau, J.-M., Wesley, T.F., Allred, R.E., 2006. Integrated composite recycling process. *Proceedings of the 38th SAMPE Technical Conference*.
- Grzanka, R., 2014. The greening of carbon fibre. *Reinf. Plast.* 58, 44–46. [http://dx.doi.org/10.1016/S0034-3617\(14\)70143-2](http://dx.doi.org/10.1016/S0034-3617(14)70143-2).
- Halliwell, S., 2006. End of Life Options for Composite Waste—Recycle, Reuse or Dispose. National Composite Network Best Practice Guide.
- Hedlund-Åström, A., 2005. Model for End of Life Treatment of Polymer Composite Materials. KTH, Stockholm.
- Hohenstein Institute, 2015. Biotechnology Innovation Helps with Recycling Carbon Fibres [WWW Document]. URL http://www.hohenstein.de/en/inline/pressrelease_101440.xhtml. (Accessed 22 November 2016).
- Hoogmartens, R., Van Passel, S., Van Acker, K., Dubois, M., 2014. Bridging the gap between LCA, LCC and CBA as sustainability assessment tools. *Environ. Impact Assess. Rev.* 48, 27–33. <http://dx.doi.org/10.1016/j.eiar.2014.05.001>. ISSN 0195-9255.
- Howarth, J., Mareddy, S.S.R., Mativenga, P.T., 2014. Energy intensity and environmental analysis of mechanical recycling of carbon fibre composite. *J. Clean. Prod.* 81, 46–50. <http://dx.doi.org/10.1016/j.jclepro.2014.06.023>.
- Hyde, J.R., Lester, E., Kingman, S., Pickering, S., Wong, K.H., 2006. Supercritical propanol, a possible route to composite carbon fibre recovery: a viability study. *Compos. Part Appl. Sci. Manuf.* 37, 2171–2175. <http://dx.doi.org/10.1016/j.compositesa.2005.12.006>.
- ICIS, n.d. Chemicals A-Z [WWW Document]. URL <http://www.icis.com/chemicals/channel-info-chemicals-a-z/>. (Accessed 10 May 2016).
- Itten, R., Frischknecht, R., Stucki, M., Scherrer, P., Psi, I., 2012. Life Cycle Inventories of Electricity Mixes and Grid.
- Jiang, G., Pickering, S.J., Walker, G.S., Wong, K.H., Rudd, C.D., 2008. Surface characterisation of carbon fibre recycled using fluidised bed. *Appl. Surf. Sci.* 254, 2588–2593. <http://dx.doi.org/10.1016/j.apusc.2007.09.105>.
- Jiang, G., Pickering, S., Lester, E., Turner, T., Wong, K., Warrior, N., 2009. Characterisation of carbon fibres recycled from carbon fibre/epoxy resin composites using supercritical n-propanol. *Compos. Sci. Technol.* 69, 192–198. <http://dx.doi.org/10.1016/j.compscitech.2008.10.007>.
- Job, S., Leeke, G., Tarisai Mativenga, P., Oliveux, G., Pickering, S., Aizat Shuaib, N., 2016. Composites Recycling://Where Are We Now? Report EXHUME Project (EP/K026348/1). 16th July 2016. <https://compositesuk.co.uk/industry-support/environmental/composites-recycling-report>.
- Job, S., 2013. Recycling glass fibre reinforced composites –history and progress. *Reinf. Plast.* 57, 19–23. [http://dx.doi.org/10.1016/S0034-3617\(13\)70151-6](http://dx.doi.org/10.1016/S0034-3617(13)70151-6).
- Kamimura, A., Akinari, Y., Watanabe, T., Yamada, K., Tomonaga, F., 2010. Efficient chemical recycling of waste fiber-reinforced plastics: use of reduced amounts of dimethylaminopyridine and activated charcoal for the purification of recovered monomer. *J. Mater. Cycles Waste Manage.* 12, 93–97. <http://dx.doi.org/10.1007/s10163-010-0276-y>.
- Karmperis, A.C., Aravossis, K., Tatsiopoulos, I.P., Sotirchos, A., 2013. Decision support models for solid waste management: review and game-theoretic approaches. *Waste Manage.* 33, 1290–1301. <http://dx.doi.org/10.1016/j.wasman.2013.01.017>.
- Kellenberger, D., Althaus, H.-J., Jungbluth, N., Künniger, T., Lehmann, M., Thalmann, P., 2007. Life Cycle Inventories of Building Products, Final Report Ecoinvent Data v2.0 No. 7.
- Kennerley, J.R., Kelly, R.M., Fenwick, N.J., Pickering, S.J., Rudd, C.D., 1998. The characterisation and reuse of glass fibres recycled from scrap composites by the action of a fluidised bed process. *Compos. Part Appl. Sci. Manuf.* 29, 839–845. [http://dx.doi.org/10.1016/S1359-835X\(98\)00008-6](http://dx.doi.org/10.1016/S1359-835X(98)00008-6).
- Knight, C.C., Zeng, C., Zhang, C., Wang, B., 2012. Recycling of woven carbon-fibre-reinforced polymer composites using supercritical water. *Environ. Technol.* 33, 639–644. <http://dx.doi.org/10.1080/09593330.2011.586732>.
- Knight, C.C., 2013. Recycling High-Performance Carbon Fiber Reinforced Polymer Composites Using Sub-Critical and Supercritical Water. Florida State University.
- Kouparitsas, C.E., Kartalis, C.N., Varelidis, P.C., Tsenoglou, C.J., Pappaspyrides, C.D., 2002. Recycling of the fibrous fraction of reinforced thermoset composites. *Polym. Compos.* 23, 682–689. <http://dx.doi.org/10.1002/pc.10468>.
- Krawczak, P., 2012. Recyclage des composites. *Tech. Ing. Plasturgie Procédés Spécifiques Aux Compos. base documentaire: TIB474DUO*.
- López, F.A., Martín, M.I., Alguacil, F.J., Rincón, J.M., Centeno, T.A., Romero, M., 2012. Thermolysis of fibreglass polyester composite and reutilisation of the glass fibre residue to obtain a glass–ceramic material. *J. Anal. Appl. Pyrolysis* 93, 104–112. <http://dx.doi.org/10.1016/j.jaap.2011.10.003>.
- López, F.A., Rodríguez, O., Alguacil, F.J., García-Díaz, I., Centeno, T.A., García-Fierro, J.L., González, C., 2013. Recovery of carbon fibres by the thermolysis and gasification of waste prepreg. *J. Anal. Appl. Pyrolysis* 104, 675–683. <http://dx.doi.org/10.1016/j.jaap.2013.04.012>.
- Lester, E., Kingman, S., Wong, K.H., Rudd, C., Pickering, S., Hilal, N., 2004. Microwave heating as a means for carbon fibre recovery from polymer composites: a technical feasibility study. *Mater. Res. Bull.* 39, 1549–1556. <http://dx.doi.org/10.1016/j.materresbull.2004.04.031>.
- Leu, H.-G.H., Lin, S., 1998. Cost–benefit analysis of resource material recycling. *Resour. Conserv. Recycl.* 23, 183–192. [http://dx.doi.org/10.1016/S0921-3449\(98\)00020-2](http://dx.doi.org/10.1016/S0921-3449(98)00020-2).
- Li, X., Bai, R., McKechnie, J., 2016. Environmental and financial performance of mechanical recycling of carbon fibre reinforced polymers and comparison with conventional disposal routes. *J. Clean. Prod.* 127, 451–460. <http://dx.doi.org/10.1016/j.jclepro.2016.03.139>.
- Müller, T., 2013. Aircraft End of Life and Recycling Activities.
- Marrone, P.A., 2013. Supercritical water oxidation—current status of full-scale commercial activity for waste destruction. *J. Supercrit. Fluids* 79, 283–288. <http://dx.doi.org/10.1016/j.supflu.2012.12.020>.
- Mativenga, P.T., Shuaib, N.A., Howarth, J., Pestalozzi, F., Woidasky, J., 2016. High voltage fragmentation and mechanical recycling of glass fibre thermoset composite. *CIRP Ann. – Manuf. Technol.* 65, 45–48. <http://dx.doi.org/10.1016/j.cirp.2016.04.107>.
- McConnell, V.P., 2010. Launching the carbon fibre recycling industry. *Reinf. Plast.* 54, 33–37. [http://dx.doi.org/10.1016/S0034-3617\(10\)70063-1](http://dx.doi.org/10.1016/S0034-3617(10)70063-1).
- Meng, F., McKechnie, J., Turner, T., Wong, K.H., Pickering, S.J., 2017. Environmental aspects of use of recycled carbon fibre composites in automotive applications. *Environ. Sci. Technol.* 51 (21), 12727–12736. <http://dx.doi.org/10.1021/acs.est.7b04069>.
- Meyer, L.O., Schulte, K., Grove-Nielsen, E., 2009. CFRP-recycling following a pyrolysis route: process optimization and potentials. *J. Compos. Mater.* <http://dx.doi.org/10.1177/0021998308097737>.
- Morales Mendoza, L.F., 2013. Écoconception de procédés: approche systémique couplant modélisation globale, analyse du cycle de vie et optimisation multiobjectif. (PhD Thesis).
- Morin, C., Loppinet-Serani, A., Cansell, F., Aymonier, C., 2012. Near- and supercritical solvolysis of carbon fibre reinforced polymers (CFRPs) for recycling carbon fibres as a valuable resource: state of the art. *J. Supercrit. Fluids* 66, 232–240. <http://dx.doi.org/10.1016/j.supflu.2012.02.001>.
- Morrissey, A.J., Browne, J., 2004. Waste management models and their application to sustainable waste management. *Waste Manage.* 24, 297–308. <http://dx.doi.org/10.1016/j.wasman.2003.09.005>.
- Nakagawa, M., Shibata, K., Kuriya, H., 2009. Characterization of CFRP using recovered carbon fibers from waste CFRP. Second International Symposium on Fiber Recycling, The Fiber Recycling.
- Ness, B., Urbel-Piirsalu, E., Anderberg, S., Olsson, L., 2007. Categorising tools for sustainability assessment. *Ecol. Econ.* 60, 498–508.
- Obunai, K., Fukuta, T., Ozaki, K., 2015. Carbon fibre extraction from waste CFRP by microwave irradiation. *Compos. Part Appl. Sci. Manuf.* 78, 160–165. <http://dx.doi.org/10.1016/j.compositesa.2015.08.012>.
- Ogi, K., Shinoda, T., Mizui, M., 2005. Strength in concrete reinforced with recycled CFRP pieces. *Compos. Part Appl. Sci. Manuf.* 36, 893–902.

- Ogi, K., Nishikawa, T., Okano, Y., Taketa, I., 2007. Mechanical properties of ABS resin reinforced with recycled CFRP. *Adv. Compos. Mater.* 16, 181–194.
- Okajima, I., Hiramatsu, M., Shimamura, Y., Awaya, T., Sako, T., 2014. Chemical recycling of carbon fiber reinforced plastic using supercritical methanol. *J. Supercrit. Fluids* 91, 68–76. <http://dx.doi.org/10.1016/j.supflu.2014.04.011>.
- Oliveux, G., Bailleul, J.-L., Le Gal La Salle, E., Lefèvre, N., Biotteau, G., 2013. Recycling of glass fibre reinforced composites using subcritical hydrolysis: reaction mechanisms and kinetics, influence of the chemical structure of the resin. *Polym. Degrad. Stab.* 98, 785–800. <http://dx.doi.org/10.1016/j.polymdegradstab.2012.12.010>.
- Oliveux, G., Dandy, L.O., Leeke, G.A., 2015a. Current status of recycling of fibre reinforced polymers: review of technologies, reuse and resulting properties. *Prog. Mater. Sci.* 72, 61–99. <http://dx.doi.org/10.1016/j.pmatsci.2015.01.004>.
- Oliveux, G., Dandy, L.O., Leeke, G.A., 2015b. Degradation of a model epoxy resin by solvolysis routes. *Polym. Degrad. Stab.* 118, 96–103. <http://dx.doi.org/10.1016/j.polymdegradstab.2015.04.016>.
- Onwudili, J.A., Yildirim, E., Williams, P.T., 2013. Catalytic hydrothermal degradation of carbon reinforced plastic wastes for carbon fibre and chemical feedstock recovery. *Waste Biomass Valorization* 4, 87–93. <http://dx.doi.org/10.1007/s12649-013-9204-4>.
- Palmer, J., Ghita, O.R., Savage, L., Evans, K.E., 2009. Successful closed-loop recycling of thermoset composites. *Compos. Part Appl. Sci. Manuf.* 40, 490–498. <http://dx.doi.org/10.1016/j.compositesa.2009.02.002>.
- Palmer, J., Savage, L., Ghita, O.R., Evans, K.E., 2010. Sheet moulding compound (SMC) from carbon fibre recycle. *Compos. Part Appl. Sci. Manuf.* 41, 1232–1237. <http://dx.doi.org/10.1016/j.compositesa.2010.05.005>.
- Pannkoke, K., Oethe, M., Busse, J., 1998. Efficient prepreg recycling at low temperatures. *Cryogenics* 38, 155–159. [http://dx.doi.org/10.1016/S0011-2275\(97\)00127-6](http://dx.doi.org/10.1016/S0011-2275(97)00127-6).
- Piñero-Hernanz, R., Dodds, C., Hyde, J., García-Serna, J., Poliakov, M., Lester, E., Cocero, M.J., Kingman, S., Pickering, S., Wong, K.H., 2008a. Chemical recycling of carbon fibre reinforced composites in nearcritical and supercritical water. *Compos. Part Appl. Sci. Manuf.* 39, 454–461. <http://dx.doi.org/10.1016/j.compositesa.2008.01.001>.
- Piñero-Hernanz, R., García-Serna, J., Dodds, C., Hyde, J., Poliakov, M., Cocero, M.J., Kingman, S., Pickering, S., Lester, E., 2008b. Chemical recycling of carbon fibre composites using alcohols under subcritical and supercritical conditions. *J. Supercrit. Fluids* 46, 83–92. <http://dx.doi.org/10.1016/j.supflu.2008.02.008>.
- Pickering, S.J., Kelly, R.M., Kennerley, J.R., Rudd, C.D., Fenwick, N.J., 2000. A fluidised-bed process for the recovery of glass fibres from scrap thermoset composites. *Compos. Sci. Technol.* 60, 509–523. [http://dx.doi.org/10.1016/S0266-3538\(99\)00154-2](http://dx.doi.org/10.1016/S0266-3538(99)00154-2).
- Pickering, S.J., 2006. Recycling technologies for thermoset composite materials—current status. *Compos. Part Appl. Sci. Manuf.* 37, 1206–1215. <http://dx.doi.org/10.1016/j.compositesa.2005.05.030>.
- Pimenta, S., Pinho, S.T., 2011. Recycling carbon fibre reinforced polymers for structural applications: technology review and market outlook. *Waste Manage.* 31, 378–392. <http://dx.doi.org/10.1016/j.wasman.2010.09.019>.
- PlasticsEurope, 2006. Classification and Handling of FRP Waste Within the Current EC Legislation.
- Schutte Buffalo Hammermill, 2016. Hammer Mills & Material Size Reduction Equipment | Schutte Buffalo, LLC [WWW Document]. URL <http://www.hammermills.com/>. (Accessed 11 May 2016).
- Seider, W.D., Seader, J.D., Lewin, D.R., Widagdo, S., 2009. *Product and Process Design Principles: Synthesis, Analysis and Design*, 3rd edition. John Wiley & Sons, Inc, Hoboken, NJ (3rd Revised edition).
- Song, Y.S., Youn, J.R., Gutowski, T.G., 2009. Life cycle energy analysis of fiber-reinforced composites. *Compos. Part Appl. Sci. Manuf.*, Special Issue: 15th French National Conference on Composites – JNC15 40, 1257–1265. <http://dx.doi.org/10.1016/j.compositesa.2009.05.020>.
- Sun, H., Guo, G., Memon, S.A., Xu, W., Zhang, Q., Zhu, J.-H., Xing, F., 2015. Recycling of carbon fibers from carbon fiber reinforced polymer using electrochemical method. *Compos. Part Appl. Sci. Manuf.* 78, 10–17. <http://dx.doi.org/10.1016/j.compositesa.2015.07.015>.
- Suzuki, T., Takahashi, J., 2005. Prediction of energy intensity of carbon fiber reinforced plastics for mass-produced passenger cars. *Proceedings of 9th Japan International SAMPE Symposium* 14–19.
- Takahashi, J., Zushi, H., Suzuki, T., Nagai, H., Kageyama, K., Yoshinari, H., 2002. Life cycle assessment of ultra lightweight vehicles using CFRP. In: 5th International Conference on EcoBalance (7–9th of Nov 2002). Tsukuba (JAPAN). pp. 1–4.
- Witik, R.A., Payet, J., Michaud, V., Ludwig, C., Månson, J.-A.E., 2011. Assessing the life cycle costs and environmental performance of lightweight materials in automobile applications. *Compos. Part Appl. Sci. Manuf.* 42, 1694–1709. <http://dx.doi.org/10.1016/j.compositesa.2011.07.024>.
- Witik, R.A., Gaille, F., Teuscher, R., Ringwald, H., Michaud, V., Månson, J.-A.E., 2012. Economic and environmental assessment of alternative production methods for composite aircraft components. *J. Clean. Prod.* 29–30, 91–102. <http://dx.doi.org/10.1016/j.jclepro.2012.02.028>.
- Witik, R.A., Teuscher, R., Michaud, V., Ludwig, C., Månson, J.-A.E., 2013. Carbon fibre reinforced composite waste: an environmental assessment of recycling, energy recovery and landfilling. *Compos. Part Appl. Sci. Manuf.* 49, 89–99. <http://dx.doi.org/10.1016/j.compositesa.2013.02.009>.
- Wong, K.H., Pickering, S.J., Rudd, C.D., 2010. Recycled carbon fibre reinforced polymer composite for electromagnetic interference shielding. *Compos. Part Appl. Sci. Manuf.* 41, 693–702. <http://dx.doi.org/10.1016/j.compositesa.2010.01.012>.
- Yang, Y., Boom, R., Irion, B., van Heerden, D.-J., Kuiper, P., de Wit, H., 2012. Recycling of composite materials. *Chem. Eng. Process. Process Intensif.* 51, 53–68. <http://dx.doi.org/10.1016/j.cep.2011.09.007>.
- Yildirim, E., Onwudili, J.A., Williams, P.T., 2014. Recovery of carbon fibres and production of high quality fuel gas from the chemical recycling of carbon fibre reinforced plastic wastes. *J. Supercrit. Fluids* 92, 107–114. <http://dx.doi.org/10.1016/j.supflu.2014.05.015>.
- Yip, H., Pickering, S., Rudd, C., 2001. Degradation of fibre length during the recycling of carbon fibre composites using a fluidised bed process. *Int. Comm. Compos. Mater.* 13, 9.
- Yuyan, L., Guohua, S., Linghui, M., 2009. Recycling of carbon fibre reinforced composites using water in subcritical conditions. *Mater. Sci. Eng. A* 520, 179–183. <http://dx.doi.org/10.1016/j.msea.2009.05.030>.