



HAL
open science

Real-cases of electromagnetic immunity and reliability in embedded electronics architectures

Jean-Marc Diénot, Emmanuel Batista

► **To cite this version:**

Jean-Marc Diénot, Emmanuel Batista. Real-cases of electromagnetic immunity and reliability in embedded electronics architectures. EUROEM 2012, Jul 2012, Toulouse, France. pp.87. hal-01977489

HAL Id: hal-01977489

<https://hal.science/hal-01977489v1>

Submitted on 10 Jan 2019

HAL is a multi-disciplinary open access archive for the deposit and dissemination of scientific research documents, whether they are published or not. The documents may come from teaching and research institutions in France or abroad, or from public or private research centers.

L'archive ouverte pluridisciplinaire **HAL**, est destinée au dépôt et à la diffusion de documents scientifiques de niveau recherche, publiés ou non, émanant des établissements d'enseignement et de recherche français ou étrangers, des laboratoires publics ou privés.



Open Archive Toulouse Archive Ouverte (OATAO)

OATAO is an open access repository that collects the work of Toulouse researchers and makes it freely available over the web where possible.

This is an author-deposited version published in: <http://oatao.univ-toulouse.fr/>
Eprints ID: 8345

To cite this version:

Dienot, Jean-marc and Batista, Emmanuel *Real-cases of electromagnetic immunity and reliability in embedded electronics architectures*. (2012) In: EUROEM 2012, 2-6 jul 2012, Toulouse, France.

Any correspondence concerning this service should be sent to the repository administrator: staff-oatao@listes-diff.inp-toulouse.fr

Real-Cases of Electromagnetic Immunity and Reliability in Embedded Electronics Architectures

Jean-Marc Dienot
Labceem-Institute of Technology
University P. Sabatier
Tarbes, France
jm.dienot@iut-tarbes.fr

Emmanuel Batista
Alstom Transports
Tarbes, France
emmanuel.batista@alstom.transports.com

Abstract—this papers concerns works about electromagnetic immunity and reliability investigations on electronics devices, combined with different physical impacts as temperature.

Keywords—couplings; aggression; reliability; device; temperature;

I. INTRODUCTION

New complex electromagnetic environment have to be taken into account to prevent real critical electromagnetic compliances [1]. We try to estimate the realistic impact of external temperature on Electromagnetic Interferences (EMI) and compliances (EMC) for couplings in electronic structures [2]. Some cases of instantaneous failures (susceptibility, immunity) and long-time failures (reliability) of these configurations are presented, both by technical (characterization) and virtual (simulation) investigations.

II. THE METHODOLOGY OF VIRTUAL EXPERIMENT

The aim is to identify the electromagnetic contributions in a 3D complex physical architecture. The modeling approach is based on the optimized use of electromagnetic numerical tools, as Finite Elements Method (FEM) and Partial Electric Equivalent Circuit (PEEC). Wide-band Electrical equivalent models of a Hybrid Printed Circuit Board(PCB) can be used to investigate the thermal influences on EM characteristics. The temperature as an influent parameter is the new key for good simulation's results and EMC couplings prevention.

III. RESULTS AND DISCUSSIONS

Some parts of an embedded architecture studied to investigate the modeling way and the effects of temperature on electromagnetic noise, immunity behavior and reliability.

A. EM noise and reliability

The electromagnetic noise with chips on PCB is due to supply, input-output network, and device packaging pins, which acts as parasitic elementary antennas excited by fast signals transitions. Application on an active power PCB using IGBT (Insulated Gate Bipolar Transistor) has been driven (fig. 1). The results on electromagnetic radiation frequency confirm the trends: with high-temperature aggression, devices are emitting electromagnetic noise peak at lower frequency and levels.

B. EM immunity with temperature aggression

Immunity is driven by aggressing integrated circuit and connexions with a combination of power-frequency levels. A

default is validated for when the criteria has been reached. The figures 2 and 3 show the difference of susceptibility/reliability on the parts of the devices, with the impact of T°

REFERENCES

- [1] S. Weber, S. Guttowski, E. Hoene, W. John and H. Reichl, "EMI couplings from automotive traction systems", In Proc. IEEE EMC-S, , pp. 591-594, May 2003.
- [2] J.M. Dienot, "Experimental thermal impacts on EMC characteristics with new near-field measurements approach", In. Proc. of 3rd Intern. Conf. on Electromag. Near-field and Imaging Characterization, St Louis, pp. 302-307, June 2007.

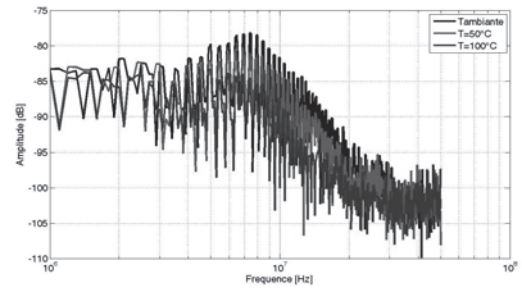


Fig. 1: Spectrum of radiated field over an IGBT module for different aggression temperature

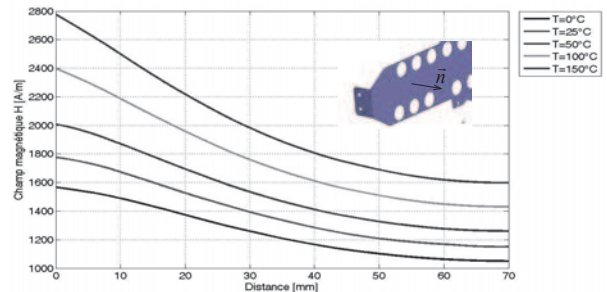


Fig. 2: Simulation of radiated magnetic field(normal component) of a bus bar for different distances and aggression temperature.

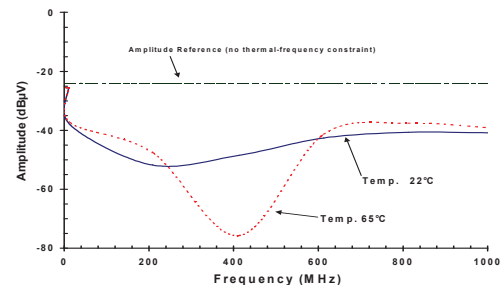


Fig. 3: Comparison of electromagnetic aggression over a digital PCB at different temperature (22°C, 65°C)