



**HAL**  
open science

## First observation of $^{20}\text{B}$ and $^{21}\text{B}$

S. Leblond, F.M. Marqués, J. Gibelin, N.A. Orr, Y. Kondo, T. Nakamura, J. Bonnard, N. Michel, N.L. Achouri, T. Aumann, et al.

► **To cite this version:**

S. Leblond, F.M. Marqués, J. Gibelin, N.A. Orr, Y. Kondo, et al.. First observation of  $^{20}\text{B}$  and  $^{21}\text{B}$ . *Physical Review Letters*, 2018, 121 (26), pp.262502. 10.1103/PhysRevLett.121.262502. hal-01975267

**HAL Id: hal-01975267**

**<https://hal.science/hal-01975267>**

Submitted on 8 Jan 2020

**HAL** is a multi-disciplinary open access archive for the deposit and dissemination of scientific research documents, whether they are published or not. The documents may come from teaching and research institutions in France or abroad, or from public or private research centers.

L'archive ouverte pluridisciplinaire **HAL**, est destinée au dépôt et à la diffusion de documents scientifiques de niveau recherche, publiés ou non, émanant des établissements d'enseignement et de recherche français ou étrangers, des laboratoires publics ou privés.

## First Observation of $^{20}\text{B}$ and $^{21}\text{B}$

S. Leblond,<sup>1</sup> F. M. Marqués,<sup>1</sup> J. Gibelin,<sup>1</sup> N. A. Orr,<sup>1</sup> Y. Kondo,<sup>2</sup> T. Nakamura,<sup>2</sup> J. Bonnard,<sup>3</sup> N. Michel,<sup>4,5</sup> N. L. Achouri,<sup>1</sup> T. Aumann,<sup>6,7</sup> H. Baba,<sup>8</sup> F. Delaunay,<sup>1</sup> Q. Deshayes,<sup>1</sup> P. Doornenbal,<sup>8</sup> N. Fukuda,<sup>8</sup> J. W. Hwang,<sup>9</sup> N. Inabe,<sup>8</sup> T. Isobe,<sup>8</sup> D. Kameda,<sup>8</sup> D. Kanno,<sup>2</sup> S. Kim,<sup>9</sup> N. Kobayashi,<sup>2</sup> T. Kobayashi,<sup>10</sup> T. Kubo,<sup>8</sup> J. Lee,<sup>8</sup> R. Minakata,<sup>2</sup> T. Motobayashi,<sup>8</sup> D. Murai,<sup>11</sup> T. Murakami,<sup>12</sup> K. Muto,<sup>10</sup> T. Nakashima,<sup>2</sup> N. Nakatsuka,<sup>12</sup> A. Navin,<sup>13</sup> S. Nishi,<sup>2</sup> S. Ogoshi,<sup>2</sup> H. Otsu,<sup>8</sup> H. Sato,<sup>8</sup> Y. Satou,<sup>9</sup> Y. Shimizu,<sup>8</sup> H. Suzuki,<sup>8</sup> K. Takahashi,<sup>10</sup> H. Takeda,<sup>8</sup> S. Takeuchi,<sup>8</sup> R. Tanaka,<sup>2</sup> Y. Togano,<sup>2,7</sup> A. G. Tuff,<sup>14</sup> M. Vandebrouck,<sup>3</sup> and K. Yoneda<sup>8</sup>

<sup>1</sup>LPC Caen, Normandie Université, ENSICAEN, Université de Caen, CNRS/IN2P3, F-14050, Caen, France

<sup>2</sup>Department of Physics, Tokyo Institute of Technology, 2-12-1 O-Okayama, Meguro, Tokyo 152-8551, Japan

<sup>3</sup>Institut de Physique Nucléaire, IN2P3-CNRS, Université Paris-Sud, Université Paris-Saclay, F-91406 Orsay Cedex, France

<sup>4</sup>NSCL/FRIB Laboratory, Michigan State University, East Lansing, Michigan 48824, USA

<sup>5</sup>School of Physics, Peking University, Beijing 100871, China

<sup>6</sup>Institut für Kernphysik, Technische Universität Darmstadt, D-64289 Darmstadt, Germany

<sup>7</sup>ExtreMe Matter Institute EMMI and Research Division, GSI Helmholtzzentrum für Schwerionenforschung GmbH, D-64291 Darmstadt, Germany

<sup>8</sup>RIKEN Nishina Center, Hirosawa 2-1, Wako, Saitama 351-0198, Japan

<sup>9</sup>Department of Physics and Astronomy, Seoul National University, 599 Gwanak, Seoul 151-742, Republic of Korea

<sup>10</sup>Department of Physics, Tohoku University, Miyagi 980-8578, Japan

<sup>11</sup>Department of Physics, Rikkyo University, Toshima, Tokyo 171-8501, Japan

<sup>12</sup>Department of Physics, Kyoto University, Kyoto 606-8502, Japan

<sup>13</sup>GANIL, CEA/DRF-CNRS/IN2P3, F-14076 Caen Cedex 5, France

<sup>14</sup>Department of Physics, University of York, Heslington, York YO10 5DD, United Kingdom



(Received 7 September 2018; revised manuscript received 23 October 2018; published 27 December 2018)

The most neutron-rich boron isotopes  $^{20}\text{B}$  and  $^{21}\text{B}$  have been observed for the first time following proton removal from  $^{22}\text{N}$  and  $^{22}\text{C}$  at energies around 230 MeV/nucleon. Both nuclei were found to exist as resonances which were detected through their decay into  $^{19}\text{B}$  and one or two neutrons. Two-proton removal from  $^{22}\text{N}$  populated a prominent resonancelike structure in  $^{20}\text{B}$  at around 2.5 MeV above the one-neutron decay threshold, which is interpreted as arising from the closely spaced  $1^-, 2^-$  ground-state doublet predicted by the shell model. In the case of proton removal from  $^{22}\text{C}$ , the  $^{19}\text{B}$  plus one- and two-neutron channels were consistent with the population of a resonance in  $^{21}\text{B}$   $2.47 \pm 0.19$  MeV above the two-neutron decay threshold, which is found to exhibit direct two-neutron decay. The ground-state mass excesses determined for  $^{20,21}\text{B}$  are found to be in agreement with mass surface extrapolations derived within the latest atomic-mass evaluations.

DOI: [10.1103/PhysRevLett.121.262502](https://doi.org/10.1103/PhysRevLett.121.262502)

**Introduction.**—The advent of dedicated radioactive-beam facilities has provided for a rather complete mapping of the nuclear landscape up to mass number  $\sim 30$  [1]. As such it is now well established that the textbook shell structure of the nucleus, which translates into an enhanced stability for systems with “magic” numbers of protons ( $Z$ ) and/or neutrons ( $N$ ) of 2, 8, 20, ... is modified as the limits of particle stability, or driplines, are approached (see, for example, Ref. [2]). Significantly, these changes in shell structure, which have been attributed to a number of different mechanisms, including most recently and intriguingly the effects of three-body forces [3], influence the location of the dripline itself.

In the naive shell-model picture, neutron numbers between 8 and 20 correspond to the filling of the  $sd$ -shell neutron single-particle orbitals ( $\nu 0d_{5/2}$ ,  $\nu 1s_{1/2}$ ,  $\nu 0d_{3/2}$ ). Approaching the neutron dripline, the energies of these

orbitals evolve, leading, for example, to the disappearance of the  $N = 20$  magic number for  $Z = 10\text{--}12$  (the so-called “Island of Inversion” [4]) and to the appearance of new shell closures at  $N = 14$  and 16 in the oxygen isotopes [5–7]. In this respect, the most neutron-rich boron isotopes, which lie below doubly magic  $^{22,24}\text{O}$  and straddle the neutron dripline, are of considerable interest (Fig. 1, inset) and, significantly, are now coming within the range of sophisticated *ab initio* models [8] and approaches that treat explicitly the continuum [9]. More generally, the boron isotopic chain exhibits a number of exotic structures: from the proton halo of  $^8\text{B}$  [10], through the unbound threshold states of  $^{16,18}\text{B}$  [11,12], to the two-neutron halo of  $^{17}\text{B}$  and the two (four) neutron halo (skin) of  $^{19}\text{B}$  [13].

This Letter reports on the first observation of the neutron-unbound nuclei  $^{20}\text{B}$  and  $^{21}\text{B}$  [14], populated through high-energy proton removal and reconstructed

using invariant-mass spectroscopy. These measurements, at the limits of present capabilities, provide for the first experimental mass determinations for both isotopes. In addition, evidence is presented showing that  $^{21}\text{B}$  decays by direct two-neutron emission. Finally, a comparison with the predictions of shell-model calculations is discussed and provisional spin-parity assignments provided for the levels observed.

*Experiment.*—The experiment was performed at the Radioactive Isotope Beam Factory (RIBF) of the RIKEN Nishina Center, as part of an experimental campaign investigating the structure of light neutron-rich nuclei beyond the dripline (see, for example, Refs. [15,16]). Secondary beams of  $^{22}\text{N}$  and  $^{22}\text{C}$  were produced by fragmentation of a 345 MeV/nucleon  $^{48}\text{Ca}$  primary beam incident on a 20 mm thick beryllium target, and were separated using the BigRIPS fragment separator [17]. The different isotopes present in the secondary beams were identified via the measurement of their energy loss, time of flight, and magnetic rigidity, and transported to the object point of the SAMURAI spectrometer [18], where a 1.8 g/cm<sup>2</sup> carbon reaction target was located. The beam particles were tracked onto the target using two drift chambers. The energies at the target midpoint and average intensities of the  $^{22}\text{N}$  and  $^{22}\text{C}$  beams were, respectively, 225 and 233 MeV/nucleon, and 6600 and 6 pps.

The beam-velocity reaction products were detected in the forward direction using the SAMURAI setup including the NEBULA neutron array [19], placed some 11 m downstream of the target. The SAMURAI superconducting dipole magnet [20] with a central field of 3 T provided for the momentum analysis of the charged fragments. The dipole gap was kept under vacuum using a chamber equipped with thin exit windows [21] so as to reduce to a minimum the amount of material encountered by both the fragments and neutrons. Drift chambers at the entrance and exit of the magnet allowed the determination of their trajectories and magnetic rigidity [18]. This information, combined with the energy loss and time of flight measured using a 16-element plastic hodoscope, provided for the identification of the projectilelike fragments. The neutron momenta were derived from the time of flight, with respect to a thin plastic start detector positioned just upstream of the target, and the hit position measured with the 120 plastic scintillator modules ( $12 \times 12 \times 180 \text{ cm}^3$ ) of the NEBULA array.

*Results.*—The relative energy ( $E_{\text{rel}}$ ) of the unbound boron isotopes was reconstructed from the momenta of the  $^{19}\text{B}$  fragment and neutron(s) as the invariant mass of the  $^{19}\text{B} + xn$  system minus the masses of the constituents. It should be noted that  $^{19}\text{B}$ , owing to its extremely weakly bound character (two-neutron separation energy of  $0.14 \pm 0.39 \text{ MeV}$  [22]), has no bound excited states and thus  $E_{\text{rel}}$  reflects directly the energy above the decay threshold. The spectra reconstructed using  $^{19}\text{B} + n$  events from reactions induced

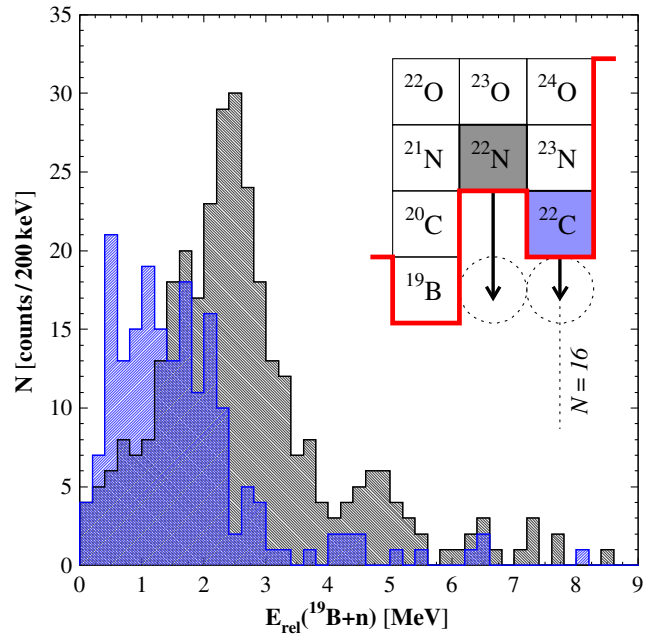


FIG. 1. Relative energy spectrum of  $^{19}\text{B} + n$  events following proton removal from  $^{22}\text{N}$  (gray) and  $^{22}\text{C}$  (blue histogram). The red line in the inset delineates the neutron dripline.

by the  $^{22}\text{N}$  and  $^{22}\text{C}$  beams are shown in Fig. 1, and exhibit significant differences. In particular, while two-proton removal from  $^{22}\text{N}$  populates a clear resonancelike structure around 2–3 MeV, proton removal from  $^{22}\text{C}$  leads to a very broad distribution confined to energies below  $\sim 2.5 \text{ MeV}$ .

None of these features can be attributed to the response function of the setup, as it varies smoothly with  $E_{\text{rel}}$  (see, for example, Fig. 1 of Ref. [15]). In order to deduce the character of any resonances in  $^{20,21}\text{B}$ , the spectra were described using single-level  $R$ -matrix line shapes [23], which were used as the input for a complete simulation of the setup (including the secondary-beam characteristics, the reaction, and the detector resolutions and acceptances) together with a nonresonant component. The resolution (FWHM) in the reconstructed  $E_{\text{rel}}$  was dominated by the NEBULA hit position determination and timing resolution, and varied as  $\sim 0.4\sqrt{E_{\text{rel}}}$  MeV.

The shape of the nonresonant continuum was deduced for each reaction channel by mixing the measured  $^{19}\text{B} + n$  pairs following the procedure described in Ref. [24]. Importantly, the uncorrelated distribution so obtained does not require any *a priori* parametrizations and incorporates explicitly the effects of the experimental response function. As such, it may be compared directly with the measured distribution in order to identify features arising from the decay of unbound states [25]. As may be seen in Figs. 2 and 3, the nonresonant distributions for the  $^{19}\text{B} + n$  events from the  $^{22}\text{N}$  and  $^{22}\text{C}$  beams clearly cannot account for the prominent structures in either case.

Turning first to the results for two-proton removal from  $^{22}\text{N}$ , the inset of Fig. 2 displays the correlation function

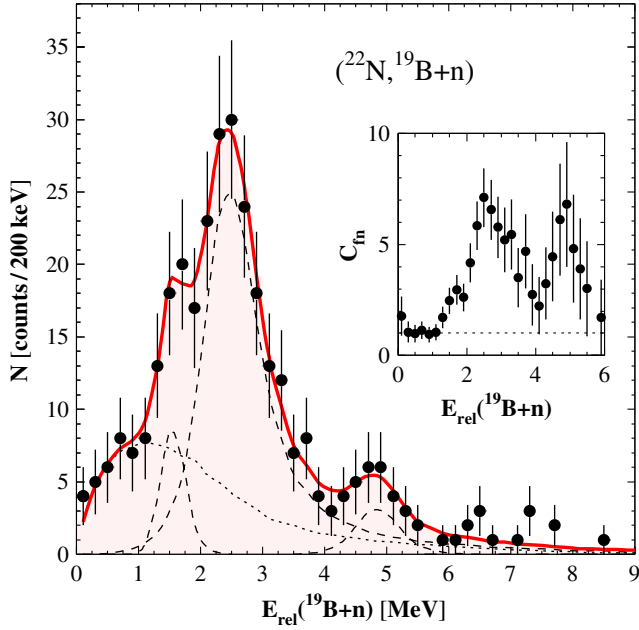


FIG. 2. Relative-energy spectrum of  $^{19}\text{B} + n$  events following two-proton removal from  $^{22}\text{N}$ . The red line corresponds to the best fit ( $\chi^2/\text{ndf} = 0.33$ ), including the nonresonant continuum (dotted) and  $^{20}\text{B}$  resonances at 1.56, 2.50, and 4.86 MeV (dashed lines). The inset shows the fragment- $n$  correlation function  $C_{fn}$  (see text).

obtained as the ratio of the data and the uncorrelated nonresonant distribution [24]. Importantly, in addition to displaying more clearly the presence of a peak at about 5 MeV, the region below 1 MeV shows no resonant signal. In terms of resonances in  $^{20}\text{B}$ , only decays to the  $^{19}\text{B}$  ground state by  $\ell = 2$  neutron emission are expected to be observable [26]. In particular, the single-particle width for a  $d$ -wave resonance at 2.5 MeV is, assuming a standard Woods-Saxon potential,  $\sim 1.3$  MeV. A fit in terms of a single prominent resonance at about 2.5 MeV and a weaker high-lying one (plus the nonresonant continuum) provides for a good description of the spectrum, with the energy and width of the former  $E_r = 2.44 \pm 0.09$  and  $\Gamma = 1.2 \pm 0.4$  MeV [27]. Such a width suggests that the spectroscopic factor for the decay to the  $^{19}\text{B}$  ground state is large. Simple considerations, however, suggest that the lowest-lying levels of  $^{20}\text{B}$  will be a  $1^-, 2^-$  doublet arising from the coupling of a  $0p_{3/2}$  proton with a  $1s_{1/2}$  neutron, and that the strong peak observed here may well result from the population of both states. This point, and the related fit shown in Fig. 2, is addressed in the discussion below in the light of shell-model calculations.

In the case of single-proton removal from  $^{22}\text{C}$  (Fig. 3), the  $^{19}\text{B} + n$  channel does not exhibit any clear peaks arising from resonances in  $^{20}\text{B}$ , but rather a “plateaulike” distribution, modulated by the experimental response function, reminiscent of the direct phase-space decay of a three-body resonance [27], in this case  $^{21}\text{B}$ . Despite the reduced

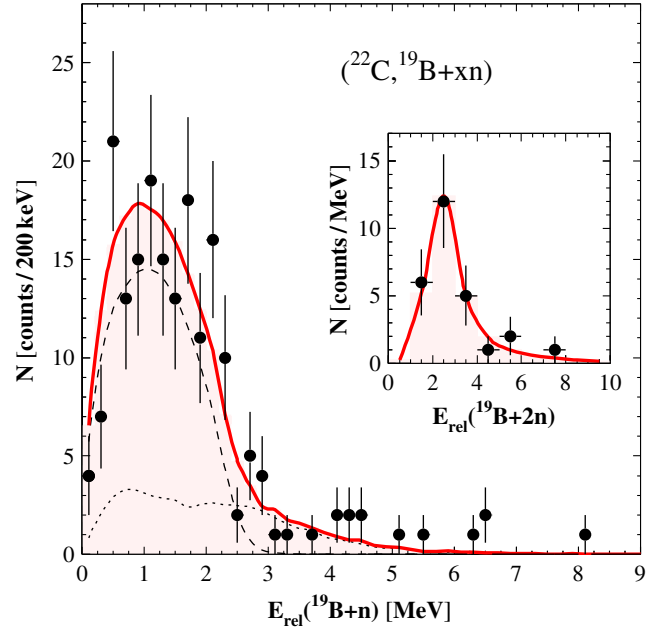


FIG. 3. Relative-energy spectrum of  $^{19}\text{B} + n$  following one-proton removal from  $^{22}\text{C}$ . The red line corresponds to the best fit ( $\chi^2/\text{ndf} = 1.2$ ), including the nonresonant continuum (dotted) and the phase-space decay from a  $^{21}\text{B}$  resonance at 2.47 MeV (dashed line). The inset shows the spectrum of  $^{19}\text{B} + 2n$  events, with the best fit (red line) for a  $^{21}\text{B}$  resonance at 2.4 MeV.

two-neutron detection efficiency, the relative energy spectrum of  $^{19}\text{B} + 2n$  events, after applying cross-talk rejection conditions [28], could be reconstructed as shown in the inset of Fig. 3. It displays clearly resonancelike strength in the region around 2.5 MeV. Using a simple Breit-Wigner line shape with an energy-dependent width, the best fit was for a  $^{21}\text{B}$  resonance at  $E_r = 2.4 \pm 0.4$  MeV with  $\Gamma < 3$  MeV. While the very limited statistics precluded the construction of the event-mixed three-body nonresonant continuum, the influence of such a distribution is expected to be less than the quoted uncertainties.

Having established that the reactions induced by the  $^{22}\text{C}$  beam populate a resonancelike structure in  $^{21}\text{B}$ , a more precise energy and width may be derived from the higher statistics two-body ( $^{19}\text{B} + n$ ) data set, as was the case in the study of  $^{26}\text{O}$  [15,29]. The  $^{19}\text{B} + n$  spectrum was fitted with a combination of the uncorrelated distribution derived from event mixing and simulated events arising from the decay of a resonance in  $^{21}\text{B}$ . The latter was assumed to occur by three-body phase space into  $^{19}\text{B} + n + n$ , and  $E_{\text{rel}}$  was reconstructed between the fragment and the neutron with the shortest time of flight (the procedure employed in the treatment of the data). The energy and width of the  $^{21}\text{B}$  resonance are sensitive to the location and slope, respectively, of the higher-energy edge of the  $^{19}\text{B} + n$  distribution [27].

The best fit, shown in Fig. 3, is for a resonance in  $^{21}\text{B}$  with  $E_r = 2.47 \pm 0.19$  MeV and  $\Gamma < 0.6$  MeV. The errors

include a systematic uncertainty derived from other direct-decay modes, in which the  $n$ - $n$  interaction modifies the three-body phase space [27] following the formalism of Ref. [30]. Given the very good description of the  $^{19}\text{B} + n$  events from the  $^{22}\text{C}$  beam, any contribution from sequential decay through (and/or direct population of)  $^{20}\text{B}$  must be small ( $\sim 10\%$ ) [27]. This is consistent with the resonances found here in  $^{20}\text{B}$  being at similar energy or higher than in  $^{21}\text{B}$ , providing little or no opportunity for sequential decay to occur. As such,  $^{21}\text{B}$  may be considered a new case of direct two-neutron decay.

*Discussion.*—In the following the present results are discussed in the light of shell-model calculations (SM), that were undertaken [31] in the full  $psd$  model space (that is, comprising the  $0p_{3/2}$ ,  $0p_{1/2}$ ,  $0d_{5/2}$ ,  $1s_{1/2}$ , and  $0d_{3/2}$  single-particle orbits) for protons and neutrons using the monopole-based universal interaction YSOX [32], which successfully reproduces the location of the neutron dripline for carbon and oxygen. The spurious center-of-mass contributions were removed using the Lawson prescription. Configurations corresponding to up to five particle-hole excitations ( $5\hbar\omega$ ) were included in the many-body space, but only small differences in the energies were observed with the  $3\hbar\omega$  approximation used to design the interaction.

As alluded to above, the low-lying spectrum of  $^{20}\text{B}$  ( $N = 15$ ) should exhibit a series of states arising from the coupling of the odd valence neutron with a proton hole in the  $0p_{3/2}$  orbit. While the calculation of two-proton removal reaction cross sections is complex and beyond the scope of this work, the observation that single-proton removal from  $^{22}\text{N}$  (which exhibits a strong  $1s_{1/2}$  valence neutron configuration) populates almost exclusively the  $1/2^+$  ground state of  $^{21}\text{C}$  [33] suggests that removal of a second proton should favor population of a  $1^-, 2^-$  doublet, one member of which would be expected to be the  $^{20}\text{B}$  ground state. Indeed, as seen in Fig. 4, the SM predicts these to be the lowest-lying levels with a very small separation. In addition, both states are predicted to exhibit  $d$ -wave neutron decay branches (Table I), and the corresponding decay widths will thus be much less than the single-particle value of  $\sim 1.3$  MeV noted earlier.

In the light of these considerations, the  $^{19}\text{B} + n$  relative energy spectrum was fitted assuming the structure at around 2.5 MeV to be composed of two closely spaced narrower  $d$ -wave resonances. As shown in Fig. 2, the inclusion of such a doublet, in addition to the high-lying resonance and the nonresonant continuum, allows the spectrum to be very well reproduced [34]. The best fit parameters for the three resonances were  $E_r = 1.56 \pm 0.15$ ,  $2.50 \pm 0.09$ , and  $4.86 \pm 0.25$  MeV, and  $\Gamma < 0.5, 0.9 \pm 0.3$ , and  $< 0.5$  MeV. A comparison with the shell-model calculations is shown in Fig. 4, whereby the energy with respect to the first particle-emission threshold is plotted. Given that the total binding energies are  $\sim 60$  MeV, the energies of the predicted ground states and lowest-lying levels observed here are in reasonable accord.

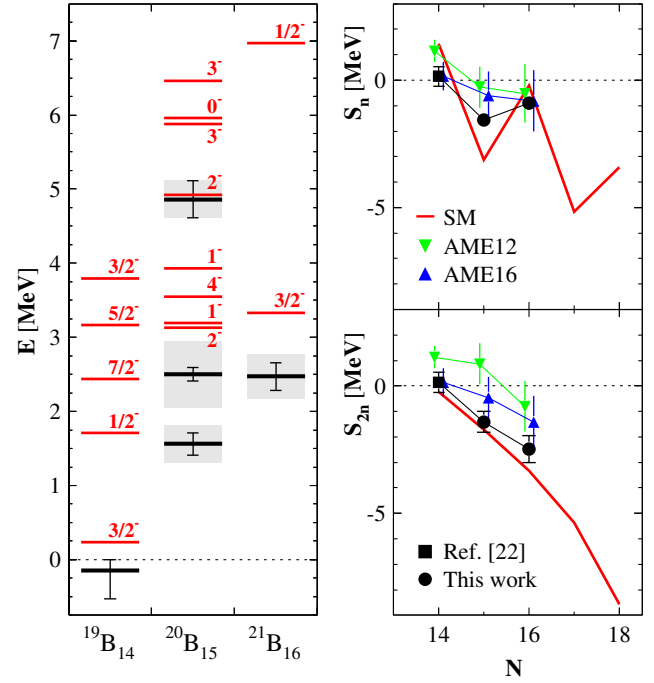


FIG. 4. Left: experimental (black) and shell-model (red) levels with respect to the  $2n$  ( $^{19}\text{B}$ ),  $1n$  ( $^{20}\text{B}$ ), and  $2n$  ( $^{21}\text{B}$ ) thresholds. The experimental uncertainties on the energies are shown (taking into account the particle stability of  $^{19}\text{B}$ ), as well as the widths of the resonances (gray boxes). Right: one- and two-neutron separation energies for experimental data (black), shell-model predictions (red), and mass-surface extrapolations (green and blue points).

In terms of excited states of  $^{20}\text{B}$ , taking into account the underbinding of the SM calculations ( $\sim 1.5$  MeV), one may speculate that the weaker peak observed at 4.86 MeV ( $E_x = 3.30 \pm 0.29$  MeV) could correspond to the  $0_1^-$  and/or  $3_2^-$  levels (Fig. 4), which are predicted to exhibit significant spectroscopic strength for neutron decay to the  $^{19}\text{B}$  ground state (Table I). It is interesting to note that the very weakly bound character of  $^{19}\text{B}$  means that all the  $^{20}\text{B}$  levels observed here are energetically permitted to decay via  $3n$  emission to  $^{17}\text{B}$ .

TABLE I. SM predictions for the spectroscopic factors for the decay of  $^{20}\text{B}$  levels (Fig. 4) to the  $^{19}\text{B}$  ground state.

$E$ (MeV)	$J^\pi$	$\ell_n$	$C^2S$
3.13	$2_1^-$	0	0.21
		2	0.16
3.19	$1_1^-$	0	0.09
		2	0.52
3.55	$4_1^-$	2	0.30
3.93	$1_2^-$	0	0.07
		2	0.17
4.93	$2_2^-$	2	0.05
5.88	$3_1^-$	2	0.10
5.96	$0_1^-$	2	0.43
6.46	$3_2^-$	2	0.70

TABLE II. Experimental mass excesses (MeV) of the heaviest boron isotopes (present work and Ref. [22]) compared to the most recent atomic-mass evaluations [39,40].

Isotope	AME12 [40]	AME16 [39]	Experiment
$^{19}\text{B}$	$58.78 \pm 0.40$	$59.77 \pm 0.53$	$59.77 \pm 0.35$
$^{20}\text{B}$	$67.13 \pm 0.70$	$68.45 \pm 0.80$	$69.40 \pm 0.38$
$^{21}\text{B}$	$75.72 \pm 0.90$	$77.33 \pm 0.90$	$78.38 \pm 0.40$

Turning to  $^{21}\text{B}$  ( $N = 16$ ), the SM predicts a  $3/2^-$  ground state formed by the  $0p_{3/2}$  proton hole and expected to be the only state populated with any observable strength following proton removal from  $^{22}\text{C}$ . Preliminary estimates made using the Gamow shell model [9] suggest a  $^{21}\text{B}$  ground state (unbound by about 1.7 MeV) with a width of  $\Gamma \sim 130$  keV [35], consistent with our upper limit of 600 keV.

In terms of the  $N = 16$  shell closure, the SM predicts a rather high-lying first excited state ( $1/2^-$ ) in  $^{21}\text{B}$ , although with an excitation energy  $E_x = 3.6$  MeV lower than found experimentally in  $^{24}\text{O}$  (4.7 MeV [6,36]) and  $^{23}\text{N}$  (4.1 MeV [37]), and than predicted by these calculations in  $^{22}\text{C}$  (5.0 MeV). Given that the SM predicts the first excited state of  $^{21}\text{B}$  to have a strength some 10 times less than the ground state in proton removal from  $^{22}\text{C}$ , its nonobservation here is not surprising.

Assuming that the lowest-lying levels observed here correspond to the ground states of  $^{20,21}\text{B}$ , the resonance energies, in combination with the  $^{19}\text{B}$  binding energy [22], may be used to determine the one- and two-neutron separation energies. These are plotted in Fig. 4, whereby the experimental results are compared with those derived from mass-surface extrapolations [39,40]. The corresponding mass excesses are tabulated in Table II. As can be seen, the mass-surface extrapolations from the 2012 mass evaluation overbind  $^{19,20,21}\text{B}$  by  $\sim 1\text{--}3$  MeV. However, the more recent 2016 evaluation, which benefits from the  $^{19}\text{B}$ ,  $^{22}\text{C}$ , and  $^{23}\text{N}$  mass measurements [22], provides estimates for the mass excesses of  $^{20,21}\text{B}$  that are compatible with the present work. In this spirit, the present  $^{20,21}\text{B}$  masses will permit mass-surface extrapolations in this region to be made with improved precision and further from stability.

*Conclusions.*—In summary, using high-energy proton removal coupled with invariant-mass spectroscopy, the most neutron-rich boron isotopes to date have been observed for the first time. In the case of  $^{20}\text{B}$  a prominent resonancelike structure was observed at about 2.5 MeV above the one-neutron decay threshold that, guided by theoretical considerations, has been identified as the  $1^-, 2^-$ , ground-state doublet, with energies  $E_r = 1.56 \pm 0.15$  and  $2.50 \pm 0.09$  MeV. A weaker higher-lying peak was also observed at  $4.86 \pm 0.25$  MeV ( $E_x = 3.30 \pm 0.29$  MeV). The data acquired for  $^{21}\text{B}$  were consistent with the

population of a resonance  $2.47 \pm 0.19$  MeV above the two-neutron emission threshold, assigned to be the expected  $3/2^-$  ground state. These results allowed the first determinations to be made of the ground-state masses of  $^{20,21}\text{B}$ , which are in agreement with the extrapolations of the most recent atomic-mass evaluations. In addition,  $^{21}\text{B}$  was found to exhibit direct two-neutron decay.

The identification and first spectroscopy of  $^{20,21}\text{B}$  presented here opens the way to the exploration of structure and correlations beyond the dripline below  $^{24}\text{O}$ . In particular, improvements in secondary-beam intensities and neutron detection should permit  $n\text{--}n$  correlations in the decay of  $^{21}\text{B}$  to be investigated [30,41,42] and its first excited state to be located. This, coupled with work underway to investigate the excited states of  $^{22}\text{C}$ , including the all important  $2_1^+$  level [38,43,44], will provide direct insights into the  $N = 16$  shell closure beyond the neutron dripline as well as stringent tests of a new generation of *ab initio* and related theoretical models, including those incorporating explicitly the continuum.

We wish to extend our thanks to the accelerator staff of the RIKEN Nishina Center for their efforts in delivering the intense  $^{48}\text{Ca}$  beam, and to C. Yuan for the matrix elements of the YSOX interaction. N. L. A., F. D., J. G., F. M. M., and N. A. O. acknowledge partial support from the Franco-Japanese LIA-International Associated Laboratory for Nuclear Structure Problems as well as the French ANR-14-CE33-0022-02 EXPAND. A. N. and J. G. would like to acknowledge the JSPS Invitation fellowship program for long-term research in Japan at the Tokyo Institute of Technology and RIKEN, respectively. S. L. acknowledges the support provided by the short-term research International Associate Program of RIKEN, as well as the Tokyo Institute of Technology for the Foreign Graduate Student Invitation Program. This work was also supported in part by JSPS KAKENHI Grants No. 24740154 and No. 16H02179, MEXT KAKENHI Grants No. 24105005 and No. 18H05404, the WCU (R32-2008-000-10155-0), the GPF (NRF-2011-0006492) programs of the NRF Korea, the HIC for FAIR, the CUSTIPEN (China-US Theory Institute for Physics with Exotic Nuclei) funded by the U.S. Department of Energy, Office of Science under Grant No. DE-SC0009971, and the Office of Nuclear Physics under Awards No. DE-SC0013365 (MSU) and No. DE-SC0018083 (NUCLEI SciDAC-4 Collaboration).

- 
- [1] See, for example, T. Nakamura, H. Sakurai, and H. Watanabe, *Prog. Part. Nucl. Phys.* **97**, 53 (2017).
  - [2] T. Otsuka, *Phys. Scr.* **T152**, 014007 (2013).
  - [3] T. Otsuka, T. Suzuki, J. D. Holt, A. Schwenk, and Y. Akaishi, *Phys. Rev. Lett.* **105**, 032501 (2010).
  - [4] E. K. Warburton, J. A. Becker, and B. A. Brown, *Phys. Rev. C* **41**, 1147 (1990).

- [5] M. Stanoiu *et al.*, *Phys. Rev. C* **69**, 034312 (2004).
- [6] C. R. Hoffman *et al.*, *Phys. Lett. B* **672**, 17 (2009).
- [7] B. A. Brown and W. A. Richter, *Phys. Rev. C* **72**, 057301 (2005).
- [8] See, for example, H. Hergert, S. Binder, A. Calci, J. Langhammer, and R. Roth, *Phys. Rev. Lett.* **110**, 242501 (2013).
- [9] Y. Jaganathen, R. M. Id Betan, N. Michel, W. Nazarewicz, and M. Płoszajczak, *Phys. Rev. C* **96**, 054316 (2017).
- [10] T. Minamisono *et al.*, *Phys. Rev. Lett.* **69**, 2058 (1992).
- [11] J. L. Lecouey *et al.*, *Phys. Lett. B* **672**, 6 (2009).
- [12] A. Spyrou *et al.*, *Phys. Lett. B* **683**, 129 (2010).
- [13] T. Suzuki *et al.*, *Nucl. Phys. A* **658**, 313 (1999).
- [14] A. Ozawa *et al.*, *Phys. Rev. C* **67**, 014610 (2003).
- [15] Y. Kondo *et al.*, *Phys. Rev. Lett.* **116**, 102503 (2016).
- [16] Y. Togano *et al.*, *Phys. Lett. B* **761**, 412 (2016).
- [17] T. Kubo, *Nucl. Instrum. Methods Phys. Res., Sect. B* **204**, 97 (2003).
- [18] T. Kobayashi *et al.*, *Nucl. Instrum. Methods Phys. Res., Sect. B* **317**, 294 (2013).
- [19] T. Nakamura and Y. Kondo, *Nucl. Instrum. Methods Phys. Res., Sect. B* **376**, 1 (2015).
- [20] H. Sato *et al.*, *IEEE Trans. Appl. Supercond.* **23**, 4500308 (2013).
- [21] Y. Shimizu, H. Otsu, T. Kobayashi, T. Kubo, T. Motobayashi, H. Sato, and K. Yoneda, *Nucl. Instrum. Methods Phys. Res., Sect. B* **317**, 739 (2013).
- [22] L. Gaudefroy *et al.*, *Phys. Rev. Lett.* **109**, 202503 (2012).
- [23] A. M. Lane and R. G. Thomas, *Rev. Mod. Phys.* **30**, 257 (1958).
- [24] F. M. Marqués *et al.*, *Phys. Lett. B* **476**, 219 (2000).
- [25] G. Randisi *et al.*, *Phys. Rev. C* **89**, 034320 (2014).
- [26] Decay by  $\ell = 0$  neutron emission for all but threshold states will result in extremely broad structures.
- [27] See Supplemental Material at <http://link.aps.org/supplemental/10.1103/PhysRevLett.121.262502> for the single-resonance fit of  $^{20}\text{B}$  and the three-body decay of  $^{21}\text{B}$ .
- [28] T. Nakamura and Y. Kondo, *Nucl. Instrum. Methods Phys. Res., Sect. B* **376**, 156 (2016).
- [29] C. Caesar *et al.*, *Phys. Rev. C* **88**, 034313 (2013).
- [30] F. M. Marqués *et al.*, *Phys. Rev. C* **64**, 061301 (2001).
- [31] E. Caurier, G. Martínez-Pinedo, F. Nowacki, A. Poves, and A. P. Zuker, *Rev. Mod. Phys.* **77**, 427 (2005), and references therein.
- [32] C. Yuan, T. Suzuki, T. Otsuka, F. Xu, and N. Tsunoda, *Phys. Rev. C* **85**, 064324 (2012).
- [33] S. Leblond, Ph.D. thesis, Normandie Université, 2015; S. Leblond *et al.* (to be published).
- [34] Statistically, the improvement in the goodness of the fit compared to assuming a single resonance [27] is not significant, from  $\chi^2/\text{ndf} = 0.45$  to 0.33.
- [35] N. Michel *et al.* (to be published).
- [36] K. Tshoo *et al.*, *Phys. Rev. Lett.* **109**, 022501 (2012).
- [37] The observation of Ref. [38] combined with the most recent evaluation of the single-neutron separation energy,  $S_n = 3.12 \pm 0.47$  MeV [39].
- [38] M. D. Jones *et al.*, *Phys. Rev. C* **95**, 044323 (2017).
- [39] M. Wang, G. Audi, F. G. Kondev, W. J. Huang, S. Naimi, and X. Xu, *Chin. Phys. C* **41**, 030003 (2017).
- [40] M. Wang, G. Audi, A. H. Wapstra, F. G. Kondev, M. MacCormick, X. Xu, and B. Pfeiffer, *Chin. Phys. C* **36**, 1603 (2012).
- [41] A. Spyrou *et al.*, *Phys. Rev. Lett.* **108**, 102501 (2012).
- [42] F. M. Marqués, N. A. Orr, N. L. Achouri, F. Delaunay, and J. Gibelin, *Phys. Rev. Lett.* **109**, 239201 (2012).
- [43] M. Stanoiu *et al.*, *Phys. Rev. C* **78**, 034315 (2008).
- [44] G. R. Jansen, J. Engel, G. Hagen, P. Navratil, and A. Signoracci, *Phys. Rev. Lett.* **113**, 142502 (2014).