



HAL
open science

Mona Lisa's digital twin: identifying the mechanical properties of the panel combining experimental data and advanced finite-element modelling

Lorenzo Riparbelli, Paolo Dionisi-Vici, Jean-Christophe Dupré, Giacomo Goli, Delphine Jullien, Fabrice Brémand, Paola Mazzanti, Franck Hesser, Bertrand Marcon, Marco Togni, et al.

► **To cite this version:**

Lorenzo Riparbelli, Paolo Dionisi-Vici, Jean-Christophe Dupré, Giacomo Goli, Delphine Jullien, et al.. Mona Lisa's digital twin: identifying the mechanical properties of the panel combining experimental data and advanced finite-element modelling. 7èmes journées du GDR 3544 " Sciences du bois ", Nov 2018, Cluny, France. Actes des 7èmes Journées Scientifiques du GDR 3544. hal-01960089

HAL Id: hal-01960089

<https://hal.science/hal-01960089>

Submitted on 16 Jun 2022

HAL is a multi-disciplinary open access archive for the deposit and dissemination of scientific research documents, whether they are published or not. The documents may come from teaching and research institutions in France or abroad, or from public or private research centers.


L'archive ouverte pluridisciplinaire **HAL**, est destinée au dépôt et à la diffusion de documents scientifiques de niveau recherche, publiés ou non, émanant des établissements d'enseignement et de recherche français ou étrangers, des laboratoires publics ou privés.

Extract as much information as possible from the experimental tests carried out and, thus, reach a sufficient level of scientific knowledge of the boundary conditions and mechanical properties of the panel to build a predictive model

Experimental Data

The Digital Twin

The observation methods, partly described in early reports (Mohen et al 2006, Gril et al 2015), include: (i) optical measurements of the shape (Fig. 1, Brémand et al 2011); (ii) scientific and technological analysis of the wooden support; (iii) continuous monitoring of the forces applied by the crossbars on the back of the panel, and of the central deflections relative to an additional metallic crossbar equipped with transducers (Fig. 2); (iv) assessment of contact areas between the front of the panel and the rebate of the chassis using pressure-sensitive sheets (Fig. 3, Goli et al. 2013).



1. Acquisition of the object's shape through optical methods and reconstruction of a three-dimensional geometrical model.
 2. Enrichment of this geometry with additional entities defining the boundary conditions. The location of the pith was also taken into consideration, for the definition of cylindrical coordinates to define orthotropic characteristics.
 3. Acquisition and treatment of experimental measurements from load cells and displacement transducers that continuously record the panel status.
 4. Construction of the numerical model using the finite-element method (FEM), evaluation of the discretization, modelling of boundary conditions and contact mechanics.
 5. Iterative optimization procedure, through Nelder-Mead (downhill simplex) scheme, for the calibration of the mechanical characteristics of the model based on the experimental response and the control of results consistency.
- All the analyses are performed with the FEM solver Code_Aster in the Salome-Meca ecosystem.

Mona Lisa's Digital Twin

identifying the mechanical properties of the panel combining experimental data and advanced finite-element modelling



RIPARBELLI Lorenzo¹, DIONISI-VICI Paolo¹, DUPRE Jean-Christophe², GOLI Giacomo¹, JULLIEN Delphine³, BREMAND Fabrice², MAZZANTI Paola¹, HESSER Franck², MARCON Bertrand^{1,3}, TOGNI Marco¹, GAUVIN Cécilia³, ARNOULD Olivier³, VALLE Valéry², DUREISSEIX David³, COCCHI Linda¹, MANDRON Patrick⁴, RAVAUD Elisabeth⁵, UZIELLI Luca¹, GRIL Joseph^{3,6}

¹GESAAF, Univ. of Florence, Florence, Italy

²Institut PPRIME, Univ. Poitiers, CNRS, France

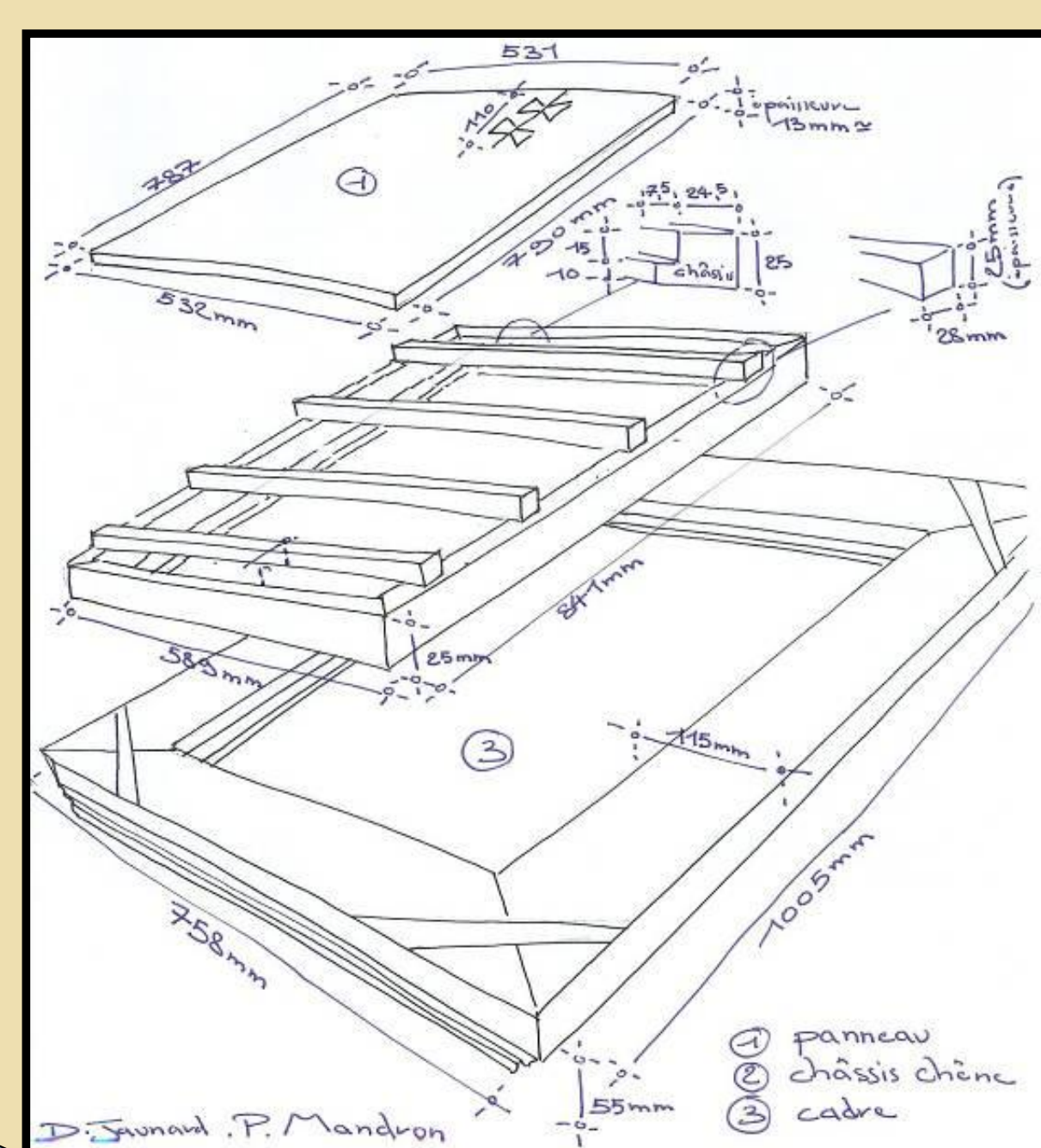
³LMGC, Univ. Montpellier, CNRS, Montpellier, France

⁴Les Ateliers Enghien, Paris, France

⁵C2RMF, Centre de Recherche et de Restauration des Musées de France, Paris, France


⁶Institut Pascal, Univ. Clermont Auvergne, CNRS, Sigma Clermont, Clermont-Fd, France

lorenzo.riparbelli@unifi.it



Assessment of the Panel

Provide Information for Conservation



Starting from the shape detected by the optical measurements and through an optimization process that determined the elasticity properties of the wood, a non-linear model has been developed that accounts for the complex unilateral contacts detected during specific experimental campaigns, and for the orthotropic anatomy of the panel. This calibrated model (digital twin) is then used to evaluate the stress and deformation states caused by changes in the boundary conditions, to correlate the forces (measured by the load cells the panel is equipped with, or hypothesized on a simulation level) and the stress states (Fig.4) to which the panel is subjected.

The digital twin is also used to assess the effect of inserting a layer of a viscoelastic polymer foam for protective purposes between the painting and the chassis (in Fig. 5 the deformation of the viscoelastic foam 6 months after the load application; panel observed from the back). A method for comparing two different mechanical configurations is proposed through the numerical computation of point-by-point stress and deformation differences, in order to provide information for the conservation, such as optimizing setting and constraints.

