



**HAL**  
open science

# Fokker-Planck approach of Ostwald ripening: simulation of a modified Lifschitz-Slyozov-Wagner system with a diffusive correction

Thierry Goudon, Laurent Monasse

## ► To cite this version:

Thierry Goudon, Laurent Monasse. Fokker-Planck approach of Ostwald ripening: simulation of a modified Lifschitz-Slyozov-Wagner system with a diffusive correction. SIAM Journal on Scientific Computing, In press. hal-01959069

**HAL Id: hal-01959069**

**<https://hal.science/hal-01959069>**

Submitted on 18 Dec 2018

**HAL** is a multi-disciplinary open access archive for the deposit and dissemination of scientific research documents, whether they are published or not. The documents may come from teaching and research institutions in France or abroad, or from public or private research centers.

L'archive ouverte pluridisciplinaire **HAL**, est destinée au dépôt et à la diffusion de documents scientifiques de niveau recherche, publiés ou non, émanant des établissements d'enseignement et de recherche français ou étrangers, des laboratoires publics ou privés.

# Fokker–Planck approach of Ostwald ripening: simulation of a modified Lifschitz-Slyozov-Wagner system with a diffusive correction

Thierry Goudon<sup>\*1</sup> and Laurent Monasse<sup>†1</sup>

<sup>1</sup>Université Côte d’Azur, Inria, CNRS, LJAD  
Parc Valrose, F-06108 Nice, France

December 18, 2018

## Abstract

We propose a well-balanced scheme for the modified Lifshitz–Slyozov equation, that incorporates a size–diffusion term. The method uses the Fokker–Planck structure of the equation. In turn, large time simulations can be performed with a reduced computational cost, since the time step constraints are relaxed. The simulations bring out the critical mass threshold and the relaxation to equilibrium, which can be expected from the formal analogies with the Becker–Döring system.

**Keywords.** Coagulation-fragmentation. Ostwald ripening. Lifschitz-Slyozov equations. Fokker-Planck equation. Convergence to equilibrium. Well-balanced scheme.

**Math. Subject Classification.** 82C26 82C22 82D60 65M08 65M08

## 1 Introduction

Ostwald ripening [35] is a physical mechanism that arises in many industrial, physical or biological processes, like alloys formations [28, 29, 37], synthesis of quantum dots, emulsion dynamics (it is at the origin of the so-called “Ouzo effect” [38]), protein polymerization [21], etc. The mechanism can be described as an interaction between free particles, or monomers, and polymers, which can be seen as aggregates of monomers.

---

\*thierry.goudon@inria.fr

†laurent.monasse@inria.fr

Roughly speaking, the dynamics is governed by attachment to or detachment from polymers of monomers.

Having an accurate model for such phenomena is particularly important in material sciences. The models involve particle size distributions, describing the dynamics of mass exchanges between particles. A major advance is due to Lifschitz-Slyozov [29, 28] and Wagner [42], and their theory is widely considered as classical. An important prediction of the LSW theory is the emergence of a universal profile, toward which all initial distributions evolve with time (up to an appropriate total-mass-rescaling). Such a conclusion is particularly relevant since the large time behavior usually corresponds to the observable states.

However, the conclusions of the LSW theory are subject to controversy. We refer the reader to [1, 4] for various aspects of the debate. The discussion is motivated by the combined improvements of the experiments [4] and of the numerical approaches [11, 10, 41]. Indeed, the LSW equations, that have the misleadingly simple form of a transport equation coupled to an integral constraint, present some hidden stiffness that makes the numerical problem singularly challenging: it is particularly difficult to capture the correct large time behavior, and one definitely needs dedicated schemes. Moreover, the mathematical analysis has also established the limitations of the LSW predictions [30, 32]. In particular, the large time behavior is highly sensitive to properties of the initial conditions.

There are several options to address these issues and to modify the original LSW model in order to clarify the asymptotic behavior of the solutions. The derivation of the LSW equations assumes that the distance between clusters remains large so that they do not interact directly; however, since the dynamics produces larger and larger clusters, this assumption becomes questionable as time becomes large. Therefore, the model can be completed by adding a coagulation term into the transport equation for macroscopic grains. This coagulation term is intended to restore a selection mechanism of the LSW profile [29, Section 3], an intuition that has been confirmed on numerical grounds [41]. Another approach goes back to a discrete version of the clusters population, where clusters are just seen as aggregates of a certain number of monomers. One is led to an infinite set of ODEs, the Becker-Döring system [5], which has a more standard asymptotic behavior than the LSW system: under a certain critical mass condition, an equilibrium state can be identified, which indeed attracts the solutions of the Cauchy problem [2, 3, 8, 6, 7, 23]. By rescaling appropriately the equations, the LSW system can be interpreted as the limit of the BD equations [14, 36]. Moreover, keeping a higher-order correction term in the equation, we obtain a modified LSW system, which involves a size-diffusion term. The remarkable fact, pointed out in [19, 20], is that this correction restores formally the equilibrium properties of the discrete model.

In this paper, we address the question of the numerical treatment of the modified LSW system. We identify a structure which is common to that of the Fokker-Planck equation that arises in gas dynamics and plasma physics. Inspired by [24], we design a numerical strategy of Finite Volume type which has the Well-Balance property: equilibria are automatically preserved, a crucial property for large-time simulations. The scheme allows us to numerically check the conjecture of the asymptotic trend to equilibrium.

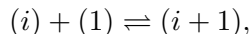
The paper is organized as follows. In Section 2 we review the basic facts about the Becker-Döring and Lifshitz-Slyozov-Wagner equations. In Section 3, we detail the construction of the scheme, which relies on a time-splitting and the resolution of a symmetric linear diffusion system. We pay attention to discuss the stability issues that govern the choice of the time step. Section 4 is devoted to numerical experiments. In particular we compare the scheme with a numerical approach recently designed in [25], based on an implicit-explicit strategy, coupled with a high-order method for the discretization of the transport term of the equation. Our findings can be summarized as follows:

- On the numerical side, the new scheme finds and preserves the expected equilibria, it is less constrained by stability conditions and therefore it reaches large time simulations for a reduced numerical cost.
- On the modeling side, the simulation confirms the trend to equilibrium, with an exponential rate. These indications will be a motivation for further analytical investigations.

## 2 From Becker-Döring to Lifshitz-Slyozov-Wagner

### 2.1 Discrete viewpoint: the Becker-Döring system

We start by considering that polymers are simply aggregates of  $i$  monomers, with  $i$  ranging over  $\mathbb{N} \setminus \{0, 1\}$ . Let  $t \mapsto c_i(t)$  stand for the concentration at time  $t$  of  $i$ -mers and  $t \mapsto c_1(t)$  be the monomers concentration. Mass-action kinetics apply to the reactions



with coagulation rate  $a_i$  and fragmentation rate  $b_{i+1}$ , respectively. We are thus led to the Becker-Döring equations [5]

$$\frac{d}{dt} c_i = J_{i-1} - J_i \text{ for } i \geq 2, \quad (1)$$

with, for  $i \geq 1$ ,

$$J_i = a_i c_i c_1 - b_{i+1} c_{i+1}. \quad (2)$$

Monomers are involved in all the reactions, thus the evolution of  $c_1$  is driven by an equation with a different form

$$\frac{d}{dt} c_1 = -2J_1 - \sum_{i=2}^{\infty} J_i. \quad (3)$$

At least formally, solutions of (1)–(3) satisfy

$$\frac{d}{dt} \sum_{i=1}^{\infty} i c_i(t) = 0$$

which can be cast as a mass conservation property

$$c_1 + \sum_{i=2}^{\infty} i c_i = \rho \text{ is constant.} \quad (4)$$

Natural assumptions on the coefficients and the data can be summarized as follows

$$a_i \leq Ci, \quad b_i \leq Ci, \quad \sum_{i=1}^{\infty} i^2 c_i(0) < \infty,$$

which allows us to establish the existence and uniqueness of globally defined solutions [3]. Equilibrium solutions  $(m_i)_{i \in \mathbb{N} \setminus \{0\}}$  of the Becker-Döring system can be identified by imposing that the associated fluxes vanish:  $J_i = 0$  leads to the recursion relation  $m_{i+1} = \frac{a_i}{b_{i+1}} m_1 m_i$ . Finally, we obtain a family of equilibrium states, parametrized only by the monomers concentration  $m_1$

$$m_i = Q_i m_1^i, \quad Q_i = \frac{a_{i-1} a_{i-2} \dots a_1}{b_i b_{i-1} \dots b_2}. \quad (5)$$

We find the value of this parameter by going back to the mass constraint

$$\sum_{i=1}^{\infty} i Q_i m_1^i = \rho. \quad (6)$$

This relation makes a threshold appear, in connection to the notion of critical mass. Indeed, let  $\mu_{\text{crit}}$  be the radius of convergence of the entire series in (6) (that is, when the limit exists,  $\mu_{\text{crit}} = \lim_{i \rightarrow \infty} \frac{b_{i+1}}{a_i}$ ) and set  $\rho_{\text{crit}} = \sum_{i=1}^{\infty} i Q_i \mu_{\text{crit}}^i \in [0, \infty]$ , the critical mass. The asymptotic behavior depends on whether or not the total mass  $\rho$  exceeds the critical mass  $\rho_{\text{crit}}$ : when  $0 \leq \rho < \rho_{\text{crit}}$ , a monotonicity argument shows that there exists a unique  $m_1 \in (0, \mu_{\text{crit}})$  such that  $\sum_{i=1}^{\infty} i Q_i m_1^i = \rho$ . This equilibrium is therefore a natural candidate for the asymptotic behavior of the solutions of the system with mass  $\rho$ , and the convergence to the equilibrium (in a strong sense) can indeed be justified [2, 3, 8], with rates that depend on the technical assumptions on the coefficients and the initial data [6, 7, 23]. When  $\rho$  exceeds the critical mass, as time becomes large the excess mass  $\rho - \rho_{\text{crit}}$  concentrates in larger and larger clusters, a phenomenon interpreted as a phase transition [3].

## 2.2 Continuous viewpoint: the Lifschitz-Slyozov-Wagner system

In this description, which dates back to [28, 29, 37] and, independently, [42], roughly speaking, the polymers are assumed to have a “large” size compared to the monomers. However, they are not that large, so that direct interactions between clusters can still be neglected. The unknowns of the model are the size-density of polymers  $(t, x) \mapsto f(t, x)$  and the monomers concentration  $t \mapsto c(t)$ . Given  $\xi_2 > \xi_1 \geq 0$ , the integral  $\int_{\xi_1}^{\xi_2} f(t, x) dx$  gives the number of polymers which have a volume  $x \in (\xi_1, \xi_2)$ . On the same token, the first order moment  $\int_0^{\infty} x f(t, x) dx$  defines the mass of the aggregates

within the considered solution. The attachment and detachment processes are governed by principles of overall reduction of the interface energy, where volume effects, which favor growth, compete with surface effects, which favor dissolution. The description of these processes is embodied into two nonnegative coefficients  $a, b$ , that depend on the variable  $x \geq 0$ . The evolution is thus driven by

$$\begin{aligned} \partial_t f + \partial_x J &= 0, \\ J(t, x) &= (a(x)c(t) - b(x))f(t, x), \end{aligned} \tag{7}$$

coupled to the mass conservation constraint

$$c(t) + \int_0^\infty x f(t, x) dx = \rho \text{ is constant.} \tag{8}$$

A standard assumption requests

$$a(0)\rho - b(0) \leq 0. \tag{9}$$

It means that the characteristics curves associated to the field  $(t, x) \mapsto a(x)c(t) - b(x)$  are always pointing outward the domain  $\{x \geq 0\}$ , and, under this assumption, the equation does not need a boundary condition at  $x = 0$ . Moreover, the function  $x \mapsto \frac{b(x)}{a(x)}$  is usually assumed to be non increasing so that, at each time  $t$  a critical size  $x_{\text{crit}}(t) = (\frac{b}{a})^{-1}(c(t))$  can be identified where the growth rate vanishes: it describes the fact that larger particles grow at the expense of smaller particles, which are thus assigned to become still smaller. We refer the reader to [13, 26, 27, 31, 33, 34] for the analysis of the existence-uniqueness issues for (7)–(8).

As pointed out in [36], adopting a suitable rescaling, the system (7)–(8) can be derived from the discrete model (1)–(3), see also the analysis in [14]. We equally refer the reader to [18] for a discussion on the case where (9) does not hold and a how the connection with the discrete modeling can help in finding a relevant boundary condition for (7)–(8) in this case, a situation which is relevant for applications in biology (assemblies of amyloid fibrils). Quite surprisingly, despite this natural connection with the Becker-Döring system, the large time behavior of the solutions of (7)–(8) is completely different. Let us focus on the standard case where  $a(x) = x^{1/3}$  and  $b(x) = 1$ . The asymptotic behavior can be summarized as

$$f(t, x) \underset{t \rightarrow \infty}{\sim} \frac{A_\rho}{(1+t)^2} M_K\left(\frac{x}{1+t}\right)$$

where  $A_\rho = \rho(\int_0^\infty y M_K(y) dy)^{-1}$  is a normalizing constant related to mass conservation, and  $z \mapsto M_K(z)$  is a profile (which has an explicit expression), which depends on a certain constant  $K \in \mathbb{R}$ . Lifschitz and Slyozov [28, 29, 37] conjectured a selection process which defines a universal profile, associated to a specific value of the constant  $K = K_{LS}$ . However, both numerical simulations [10, 41] and mathematical analysis [30, 32] have shown that the selection of the profile is much more complicated: considering a data with compact support, the large time behavior selects  $K$  according to the shape of the initial data at the tip of the support ! Such a phenomenon is highly unusual and it has motivated the introduction of sharp notions to describe the behavior of a function at the end of its support. Further details and references about the Becker-Döring and Lifschitz-Slyozov systems can be found in the surveys [12, 22, 39].

### 2.3 A model with diffusive correction

The derivation of a continuous model from the discrete equations can be pushed forward: keeping the next terms in the asymptotic expansion leads to the following Fokker-Planck equation

$$\begin{cases} \frac{\partial}{\partial t} g + \frac{\partial}{\partial x} G(g; t, x) = 0, \\ G(g; t, x) = (a(x)c(t) - b(x))g - \varepsilon \frac{\partial}{\partial x} \left( \frac{a(x)c(t) + b(x)}{2} g(t, x) \right), \end{cases} \quad (10)$$

where  $\varepsilon > 0$  is the scaling parameter. Equation (10) is supplemented by the mass conservation law

$$c(t) + \int_0^\infty xg(t, x) dx = \rho. \quad (11)$$

This model has been proposed in [19, 20], see also [16], as a variant of the Lifschitz-Slyozov model. The asymptotic analysis further developed in [14] has also permitted to identify a relevant boundary condition for (10); it reads

$$(a(0)c(t) + b(0)) g(t, 0) = \alpha c(t)^2. \quad (12)$$

The coefficient  $\alpha > 0$  is reminiscent to the specific role of the aggregation between monomers to form 2-mers in the scaling adopted in [14]: the coupling between macroscopic clusters and (microscopic) monomers introduced by this reaction is considered to be weak, see also [17] for related observations.

We obtain the following equilibrium solutions

$$m_c(x) = m_c(0) \frac{a(0)c + b(0)}{a(x)c + b(x)} \exp\left(\frac{2}{\varepsilon} \int_0^x \frac{a(y)c - b(y)}{a(y)c + b(y)} dy\right),$$

where (12) gives

$$m_c(0) = \frac{\alpha c^2}{a(0)c + b(0)}.$$

Therefore, we have a family of equilibrium states parametrized only by the monomers concentration  $c$ . The function  $M : c \mapsto c + \int_0^\infty x m_c(x) dx$  is well defined for  $c \in [0, c_s)$ , with  $c_s = \limsup_{x \rightarrow \infty} \frac{b(x)}{a(x)}$ , see [19, 20]. Let us denote  $\rho_s = M(c_s)$ . Observing that  $c \mapsto M(c)$  is increasing, for any  $\rho \in (0, \rho_s)$  we can find a unique  $c \in (0, c_s)$  such that  $M(c) = \rho$ , which in turn defines uniquely the equilibrium with total mass  $\rho$ . We thus recover a similar discussion as for the Becker-Döring system.

As a matter of fact, let us consider the simplest case where the coefficients  $a, b$  are constant. The equilibrium reads

$$m_c(x) = \frac{\alpha c^2}{ac + b} \exp\left(\frac{2}{\varepsilon} \frac{ac - b}{ac + b} x\right).$$

The critical mass is non trivial when  $0 < a < b$ :  $c_s = \frac{b}{a}$ . Performing an expansion of the formulas for the equilibrium states of both the Becker-Döring and (10) as  $c$  approaches the critical value, we are led to the following analogous formulae, see [19, 20]

$$m_i \simeq m_1 \exp\left(i \left(\frac{am_1}{b} - 1\right)\right), \quad m_c(x) \simeq c \frac{\alpha}{2a} \exp\left(\frac{x}{\varepsilon} \left(\frac{ac}{b} - 1\right)\right).$$

From this discussion, we can therefore expect that the diffusive model (10) restores the asymptotic properties of the Becker–Döring system.

### 3 Numerical scheme

The numerical treatment of coagulation-fragmentation equations could be surprisingly challenging: many comments and further references for Becker-Döring and Lifschitz-Slyozov-Wagner equations can be found for instance in [9, 10, 22, 41]. Here, we focus on the system with diffusion (10). In fact, the simulation of such a model is addressed in [25], using a coupling with a discrete model to describe interactions with the smallest clusters, instead of a boundary condition like (12). The numerical approach developed in [25] is based on a high order implicit Finite Volume method with slope limiters on advection. We point out that, in this approach, a proper high-order accurate size discretization of the advection term turns out to be critical to obtain valuable results.

Here, we adopt a different viewpoint inspired from the numerical treatment of the Fokker-Planck equation in gas dynamics [24]. We split the resolution of the equation into two steps: the first step consists in solving the linear diffusion problem on  $g$  with  $c$  fixed, while the second step involves the numerical integration of the ODE in  $c$ .

#### 3.1 Diffusion problem

With  $c > 0$  given, let us consider the operator

$$L_c g = \partial_x \left( - (ac - b)g + \frac{\varepsilon}{2} \partial_x (ac + b)g \right).$$

Let us introduce the local equilibrium, parametrized by  $c$ ,

$$M_c(x) = \frac{a(0)c + b(0)}{a(x)c + b(x)} \exp \left( \frac{2}{\varepsilon} \int_0^x \frac{a(y)c - b(y)}{a(y)c + b(y)} dy \right)$$

which clearly makes the operator vanish:  $L_c M_c = 0$ . Then, the Fokker-Planck operator can be cast as

$$L_c g = \partial_x \left( dM_c \partial_x \left( \frac{g}{M_c} \right) \right)$$

with

$$d(x) = \frac{\varepsilon}{2} \left( a(x)c + b(x) \right).$$

Setting  $h = \frac{g}{\sqrt{M_c}}$ , it is convenient to define the operator

$$\tilde{L}_c h = \frac{1}{\sqrt{M_c}} L_c (h\sqrt{M_c}) = \frac{1}{\sqrt{M_c}} \partial_x \left( dM_c \partial_x \left( \frac{h}{\sqrt{M_c}} \right) \right) \quad (13)$$

which is symmetric for the usual  $L^2$  inner product. Note that an alternative choice is  $\bar{h} = \frac{g}{M_c}$  which yields the operator  $\bar{L}_c \bar{h} = \frac{1}{M_c} \partial_x \left( dM_c \partial_x \bar{h} \right)$ . In that case,  $\bar{h}$  converges to a constant, which simplifies the interpretation of the outflow boundary conditions for large  $x$ . However, the operator  $\bar{L}_c$  is not symmetric and the numerical resolution of the system is more involved in this case.



Given a mesh size  $\Delta x$ , the operator  $\tilde{L}_c$  is discretized by using the following formula

$$\begin{aligned} & \frac{1}{\Delta x \sqrt{M_{c,j}}} \left( d_{j+1/2} \sqrt{M_{c,j+1} M_{c,j}} \frac{h_{j+1}/\sqrt{M_{c,j+1}} - h_j/\sqrt{M_{c,j}}}{\Delta x} \right. \\ & \quad \left. - d_{j-1/2} \sqrt{M_{c,j} M_{c,j-1}} \frac{h_j/\sqrt{M_{c,j}} - h_{j-1}/\sqrt{M_{c,j-1}}}{\Delta x} \right) \\ &= \frac{1}{\Delta x^2} \left( d_{j+1/2} h_{j+1} - \frac{1}{\sqrt{M_{c,j}}} \left( d_{j+1/2} \sqrt{M_{c,j+1}} + d_{j-1/2} \sqrt{M_{c,j-1}} \right) h_j + d_{j-1/2} h_{j-1} \right). \end{aligned} \quad (14)$$

For further purposes, let us denote by  $S$  the corresponding matrix.

Having at hand a distribution function  $g$ , we wish to update it by solving the linear problem

$$g^{n+1} - \Delta t L_c g^{n+1} = g^n. \quad (15)$$

By using an implicit scheme we expect to relax the stability condition where  $\Delta t$  should be dominated by  $\Delta x^2$ , imposed by the diffusion operator. This is crucial when we wish to investigate the large time behavior of the equation.

Numerically, the computation of (14) can be difficult due to the fact that  $M_c(x)$  displays extremely large or small values compared to  $M_c(0) = 1$  for large  $x$ , with the exponential possibly exceeding the floating point capacities. In practice, we make use of the following expression for (14):

$$\frac{1}{\Delta x^2} \left( d_{j+1/2} h_{j+1} - \left( d_{j+1/2} \sqrt{\frac{M_{c,j+1}}{M_{c,j}}} + d_{j-1/2} \sqrt{\frac{M_{c,j-1}}{M_{c,j}}} \right) h_j + d_{j-1/2} h_{j-1} \right),$$

where the quotients of  $M_c$  are expressed as:

$$\frac{M_{c,j+1}}{M_{c,j}} = \frac{a(x_j)c + b(x_j)}{a(x_{j+1})c + b(x_{j+1})} \exp \left( \frac{2}{\varepsilon} \int_{x_j}^{x_{j+1}} \frac{a(y)c - b(y)}{a(y)c + b(y)} dy \right).$$

### 3.2 Evolution of $c$

At the continuous level, expressing the conservation of total mass  $\rho$ , integration by parts leads to

$$\begin{aligned} \frac{d}{dt} c(t) &= -\frac{d}{dt} \int_0^\infty x g(t, x) dx = \int_0^\infty x \partial_x G(g; t, x) dx \\ &= -\int_0^\infty (a(x)c(t) - b(x))g(t, x) dx - \frac{\varepsilon}{2} \alpha c(t)^2, \end{aligned}$$

by using the boundary condition (12).

Applying a discrete analogue of the integrations by parts, assuming that  $g^n$  and  $g^{n+1}$  verify (15), the conservation of discrete mass  $\rho^n = c^n + \sum_{i \geq 0} x_i g_i^n$  leads to:

$$c^{n+1} - c^n = -\sum_{i \geq 0} x_i (g_i^{n+1} - g_i^n) \Delta x = \Delta t \sum_{i \geq 0} x_i (G_{i+1/2}^{n+1} - G_{i-1/2}^{n+1}) \quad (16)$$

$$= -\Delta t \sum_{i \geq 0} G_{i+1/2}^{n+1} \Delta x. \quad (17)$$

Replacing with the expression of the numerical fluxes  $G$ , we find that defining

$$c^{n+1} = c^n + \Delta t \sum_{i \geq 0} d_{i+1/2} M_{i+1/2} \left( \frac{g_{i+1}^{n+1}}{M_{i+1}} - \frac{g_i^{n+1}}{M_i} \right) \Delta x \quad (18)$$

exactly conserves total mass.

### 3.3 Splitting strategy

At time  $t^n$ , we have at hand a monomers concentration  $c^n$  and a vector  $(g_1^n, \dots, g_J^n)$  whose components are intended to be an approximation of  $g(t^n, j\Delta x)$  for  $j \in \{1, \dots, J\}$ . The right endpoint is chosen large enough so that the homogeneous Dirichlet boundary condition can be assumed to define  $g_{J+1}^n$ . It allows us to construct

$$M_j^n = M_{c^n}(j\Delta x).$$

We set  $h_j = \frac{g_j^n}{\sqrt{M_j^n}}$ . Then, we solve

$$(\mathbb{I} - \Delta t S)h^* = h + \beta, \quad (19)$$

where  $\beta$  accounts for the boundary condition (12), namely all the components of  $\beta$  vanish but  $\beta_1 = \Delta t d(0) \sqrt{\frac{\alpha |c^n|^2}{\Delta x^2 (a(0)c^n + b(0))}}$ . By construction the matrix  $S$  is symmetric and the linear system can be solved efficiently by the conjugate gradient algorithm. We set  $g_j^{n+1} = h_j^* \sqrt{M_j^n}$  and update the concentration  $c^{n+1}$  using (18).

Eventually it is worth pointing out that the scheme is, by construction, *well-balanced*: if the initial data is an equilibrium state, then the numerical solution remains at equilibrium forever.

### 3.4 Choice of the time-step

As noted previously, the implicit scheme on diffusion (15) is unconditionnally stable. The only stability criterion to be satisfied is the non-negativity of the monomer concentration  $c$ , and we wonder whether the time step is constrained by the preservation of this property. Suppose that the monomer concentration  $c^n$  at time  $t^n$  is nonnegative. Using (18) and (15), a sufficient condition for  $c^{n+1}$  to be nonnegative is

$$\Delta t |B^T (\mathbb{I} - \Delta t L)^{-1} (g^n + \Delta t \bar{\beta})| \leq c^n,$$

where  $L = M^{1/2} S M^{-1/2}$ ,  $\bar{\beta} = \frac{\beta}{\Delta t}$  and  $B$  is the vector of general term

$$B_i = \begin{cases} -d_{1/2} \frac{M_{1/2}}{M_0} & \text{if } i = 0, \\ \frac{1}{M_i} (d_{i+1/2} M_{i+1/2} - d_{i-1/2} M_{i-1/2}) & \text{otherwise.} \end{cases}$$

Since the eigenvalues of  $L$  are nonpositive, a sufficient condition on  $\Delta t$  is

$$\Delta t |D^{-1} B| |D(g^n + \Delta t \bar{\beta})| \leq c^n,$$

where  $D$  is any diagonal matrix. Using a triangle inequality, the scheme is stable as long as

$$\Delta t \leq \frac{\sqrt{|Dg^n|^2 + 4\frac{c^n|D\bar{\beta}|}{|D^{-1}B|}} - |Dg^n|}{2|D\bar{\beta}|} \quad (20)$$

In practice, a good choice for  $D$  is the diagonal matrix with  $d_i$  as diagonal elements. Note that with this choice, we observe in practice that the boundary condition contribution  $\frac{c^n|D\bar{\beta}|}{|D^{-1}B||Dg^n|^2}$  is negligible, so that (20) reduces to the simpler expression in the absence of boundary conditions:

$$\Delta t \leq \frac{c^n}{|D^{-1}B||Dg^n|}.$$

Remark that whereas condition (20) appears to be sharp for the fast initial phase of the system dynamics, it is suboptimal in the established regime: the variation of  $c$  becomes very slow and the term  $|B^T(\mathbb{I} + \Delta t L)^{-1}(g^n + \Delta t \bar{\beta})|$  tends to zero, while the norms  $|D^{-1}B|$  and  $|Dg^n|$  tend to a positive constant.

## 4 Numerical results

### 4.1 Infinite critical mass

Let us start with a few comments about the equilibrium states. On Fig. 1 we plot the equilibrium functions for the coefficients

$$a(x) = x^{1/2}, \quad b(x) = 0.05 + 0.1 \times x^{2/3}, \quad (21)$$

and several values of  $c$ . We have set  $\alpha = 1.3$  and  $\varepsilon = 0.05$ . Note that in this case  $c_s = +\infty$ ,  $\rho_s = +\infty$  since fragmentation dominates for large clusters; the equilibrium functions are always admissible. We observe that the shape of the equilibrium is conserved. Note in particular that the function is not a simple bell shape, and there is a steep slope for small sizes. We observe that both the “support” (where the function takes significantly positive values) and the amplitude of the equilibrium varies a lot as a function of  $c$  (note that  $c$  varies in a quite tiny interval). This sensitivity can be a numerical difficulty, since small errors on the monomers concentration can produce a large error on the equilibrium function. In Fig. 2 we plot the variation of the total mass as a function of  $c$  for these equilibrium states.

In order to check the asymptotic behavior of the solutions of (10) we need to find a reference profile for the equilibrium function with a given total mass  $\rho$ . To this end, we simply use a dichotomy algorithm, exploiting the fact that  $c \mapsto c + \int_0^\infty x m_c(x) dx$  is monotone. Fig. 3–6 illustrate the evolution with the coefficients given by (21). The initial data reads

$$g(0, x) = 2e^{-40|x-0.5|^2}, \quad c(0) = 1.6$$

so that  $\rho = 1.8802$ . The dichotomy procedure finds the equilibrium concentration  $c_{\text{lim}} = 0.1547$ . In Fig. 3 we plot the evolution of the monomers concentration  $t \mapsto c(t)$

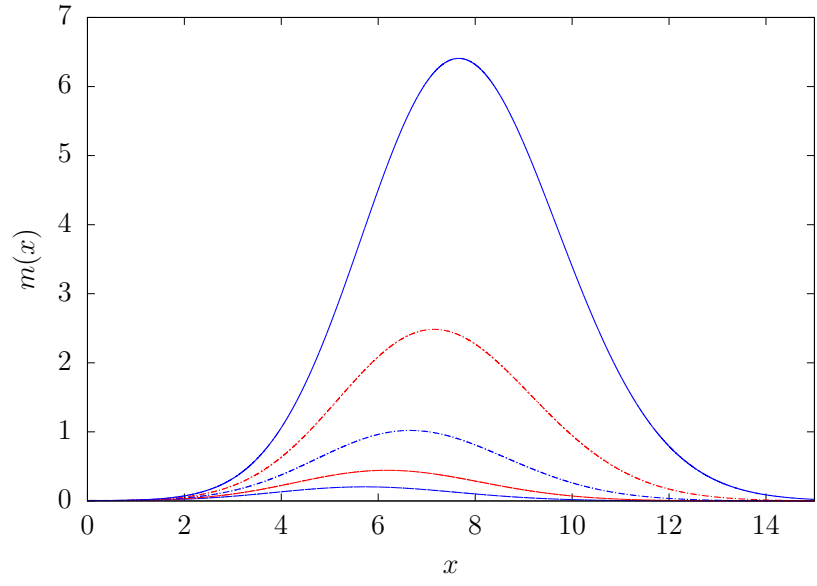


Figure 1: Equilibrium functions for the coefficients in (21) with  $c$  ranging over  $\{0.154, 0.155, 0.156, 0.157, 0.158\}$

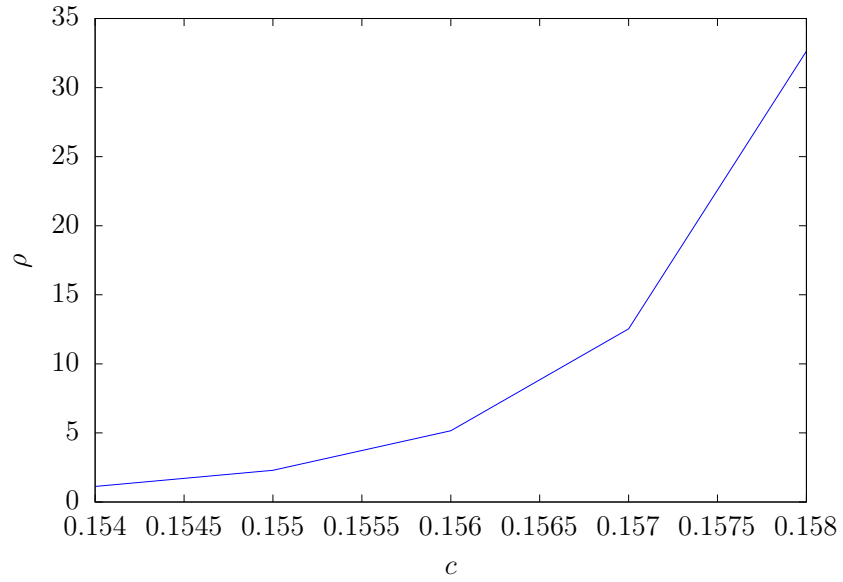


Figure 2: Total mass as a function of  $c$  for the coefficients in (21).

and the total number of polymers  $t \mapsto \int_0^\infty g(t, x) dx$ , up to the time  $T = 10$ . At first sight, one might believe that the equilibrium state is reached since  $c(t)$  seems to go rapidly to the equilibrium value. However, the figure is a bit misleading: we have  $c(T) = 0.1525$ , and, going back to Fig. 1, we realize that the corresponding local equilibrium is actually far from the expected final state. In fact the equilibrium

profile requires considerably more time to establish: Fig. 4 shows the polymers size distributions at several times, up to  $T_f = 5000$ . At  $T_f = 5000$  the solution indeed becomes close to the equilibrium profile, see Fig. 6 which shows how the solution, the local equilibrium and the expected equilibrium coincide. The convergence of the monomers concentration  $c$  to the equilibrium concentration  $c_{\text{lim}}$  and of the distribution of polymers  $g$  to the equilibrium profile  $m$  as  $t \rightarrow +\infty$  is shown in Figs. 7 and 8. The system appears to display an exponential convergence in time to the equilibrium. In contrast to the diffusionless Lifschitz-Slyozov equation, the behavior is similar when we start from a less regular initial state, say a step function, with the same mass. Figure 5 compares the solutions starting from a smooth initial distribution and a step function with the same mass. The solutions are clearly different for times less than 10, with the support of the step function remaining larger than that of the smooth initial distribution. Over long times, however, the solutions become indistinguishable and converge to the same equilibrium profile.

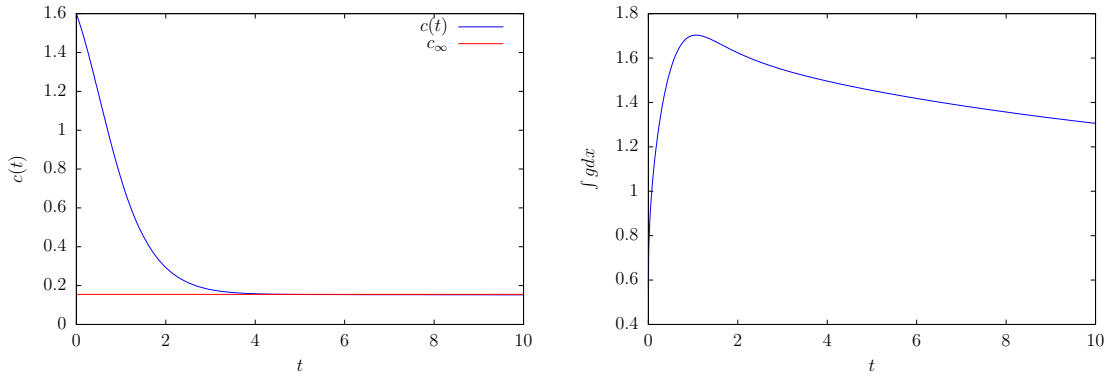


Figure 3: Evolution of  $c(t)$  and  $\int_0^\infty g(t, x) dx$ , up to the time  $T = 10$ , for the coefficients in (21)

## 4.2 Comparison with an implicit-explicit scheme for advection diffusion

In order to assess the accuracy and efficiency of the present scheme, we compare the numerical results with an implicit-explicit (ImEx) scheme for advection-diffusion. Equation (10) is discretized as follows:

$$\frac{g^{n+1} - g^n}{\Delta t} + A_c g^n - D_c g^{n+1} = 0, \quad (22)$$

where  $A_c$  stands for the space-discrete advection operator with velocity  $a(x)c - b(x)$  and  $D_c$  denotes the space-discrete diffusion operator associated to  $\partial_x^2(d(x)\cdot)$ . We opt for the natural centered discretization for  $D_c$ . The advection operator  $A_c$  is obtained with the MP5 scheme, which consists in a 5th order expansion with monotonicity preserving flux limiting, as described in [25] (we also refer to the original article of Suresh and

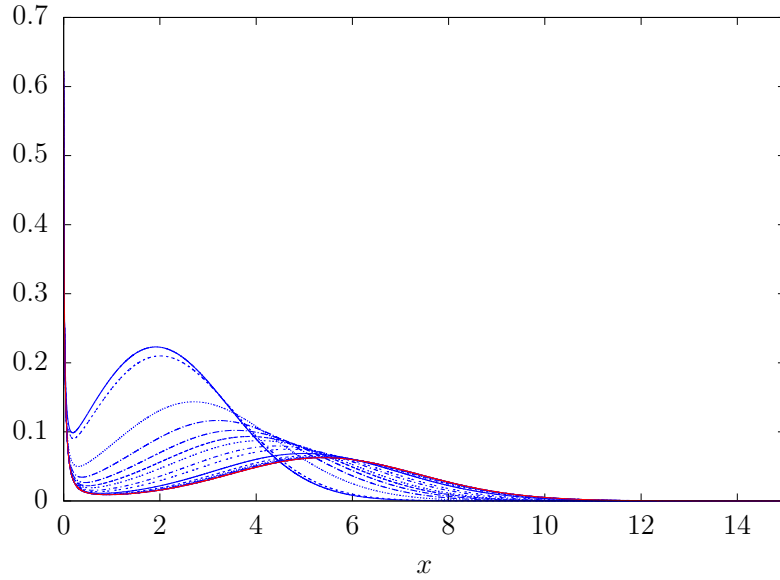


Figure 4: Polymer distribution function at several times for the coefficients in (21) up to the final time  $T_f = 5000$

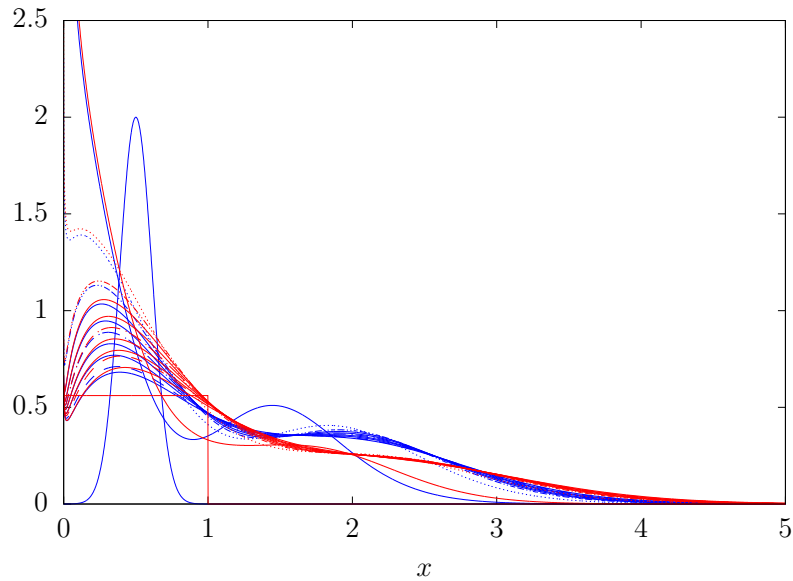


Figure 5: Polymer distribution function at times 0, 1, 2, ... 10 for the coefficients in (21) for initial Gaussian (blue) and step-function (red) distributions

Huynh for further reference [40]). The update of the monomer concentration is carried out in the same fashion as in Section 3.2.

Figures 9 and 10 compare the convergence of the present scheme and the ImEx scheme to the asymptotic equilibrium state, for the monomer concentration and the

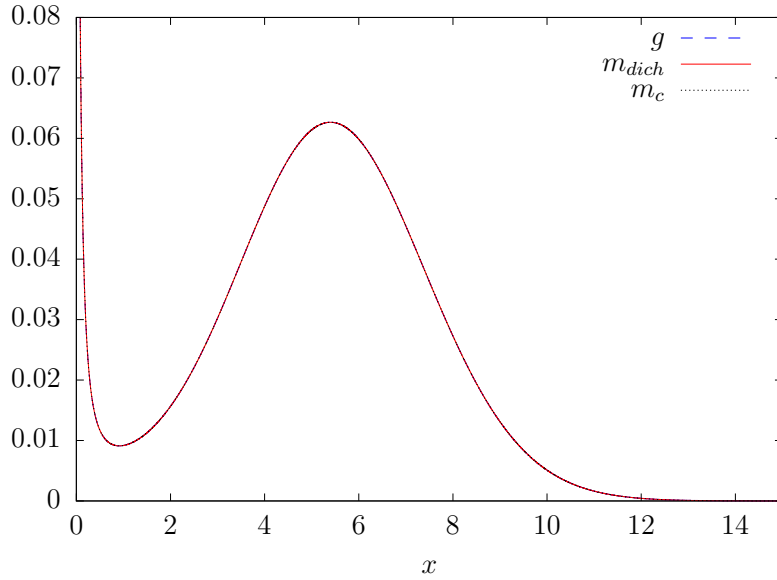


Figure 6: Polymer distribution function at the final time  $T_f = 5000$ , compared to the equilibrium profile, for the coefficients in (21)

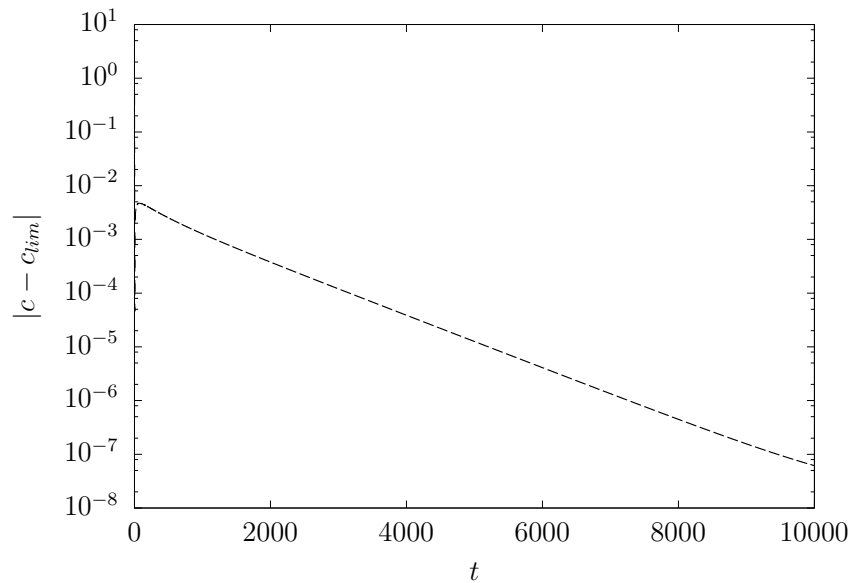


Figure 7: Evolution of  $|c(t) - c_{lim}|$  for the coefficients in (21)

size distribution respectively. Note that the ImEx scheme error convergence saturates around  $t = 8000$  due to the fact that it is not constructed to be well-balanced, contrary to the present scheme. This results in the ImEx scheme converging to a slightly inexact equilibrium state.

Regarding efficiency, the time-consuming tasks for each time-step consist of the

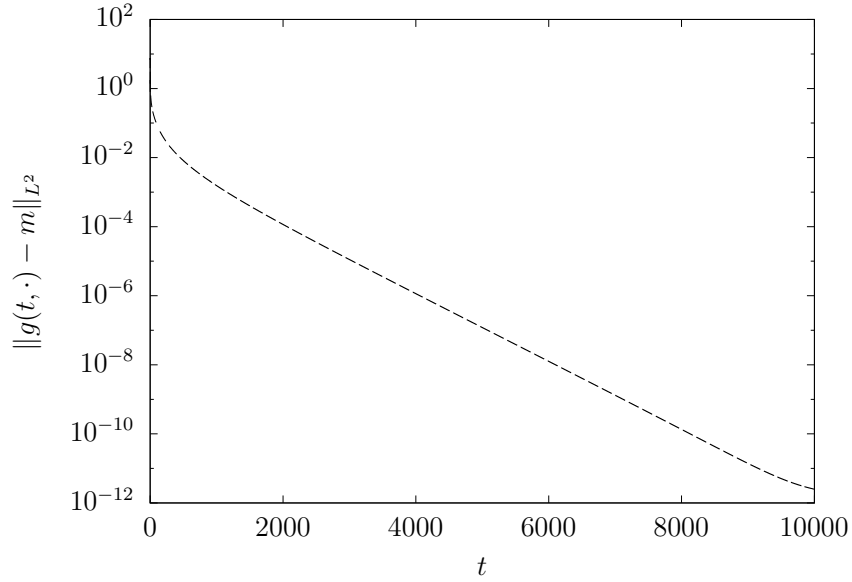


Figure 8: Evolution of  $\|g(t, \cdot) - m\|_{L^2}$  for the coefficients in (21)

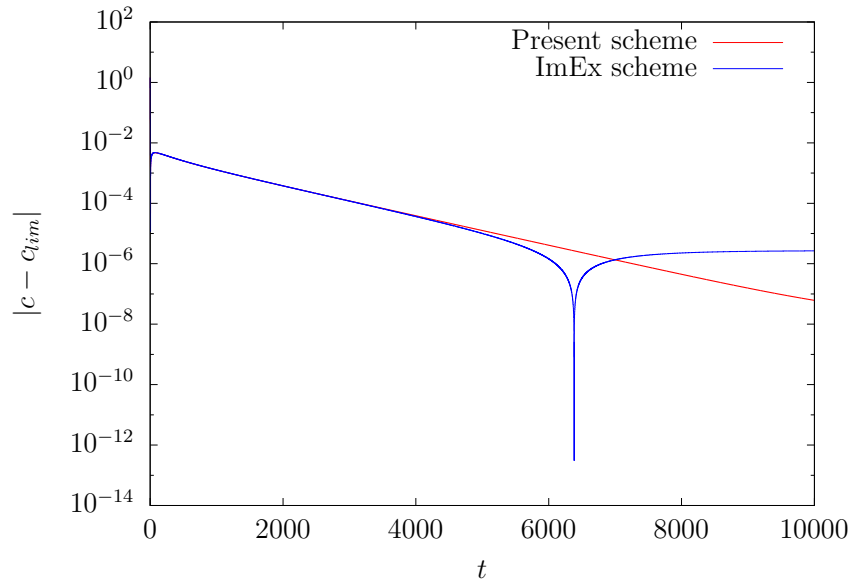


Figure 9: Evolution of  $|c(t) - c_{lim}|$  for the coefficients in (21) with the present scheme and the ImEx scheme

linear solve (19) for the present scheme, and of the linear solve  $(\mathbb{I} - \Delta t D_c)g^{n+1} = (\mathbb{I} - \Delta t A_c)g^n$  and the slope-limited advection  $A_c g^n$  for the ImEx scheme. Since matrices  $(\mathbb{I} - \Delta t D_c)$  and  $(\mathbb{I} - \Delta t S)$  have similar conditioning, the cost for each time-step is comparable for both methods (with a slight advantage for the present scheme). It remains to compare the time-step stability condition on both schemes. The stability



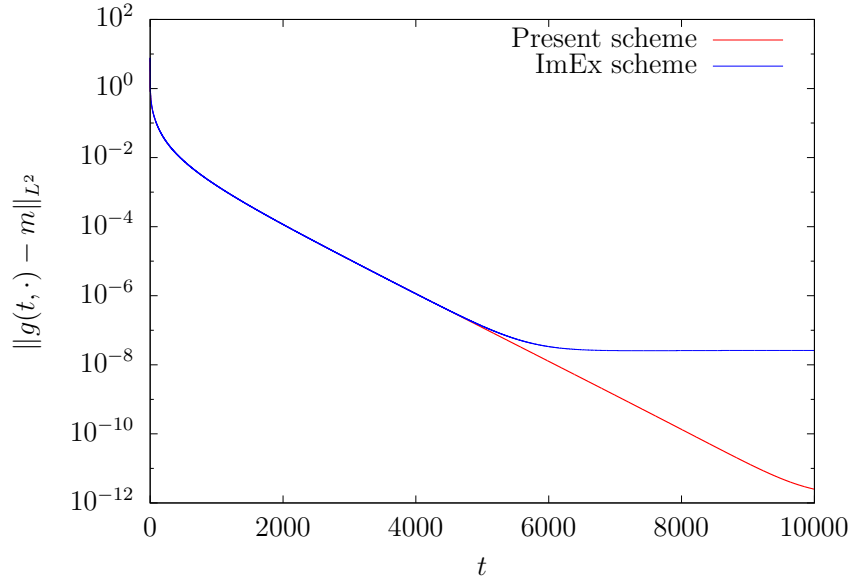


Figure 10: Evolution of  $\|g(t, \cdot) - m\|_{L^2}$  for the coefficients in (21) with the present scheme and the ImEx scheme

condition for the ImEx scheme is given by the classical CFL condition on advection and the non-negativity of the monomer concentration  $c$  (which depends only on the advection fluxes, since the diffusion fluxes cancel out):

$$\Delta t \leq \min \left( \frac{\Delta x}{\max_{x \in [0, L]} a(x)c - b(x)}, \frac{c^n}{\Delta x \sum_{i=0}^{+\infty} F_i} \right), \quad (23)$$

where  $F_i$  denotes the advection flux which verifies  $(A_c g^n)_i = \frac{1}{\Delta x}(F_{i+1} - F_i)$ . We choose  $\Delta t$  as 10% of the maximal CFL conditions (20) and (23) for the present scheme and the ImEx scheme respectively. The time-step evolution is compared in log-log scale for both schemes on Fig. 11. We observe that in both cases, the time-step should be small in the initial part of the simulation, which can be related to the stiffness of the initial dynamics of the distribution. The time-step can then be increased around  $t = 10$ , which corresponds to  $c$  becoming close to the equilibrium value and the dynamics being dominated by the slow diffusion effects. Let us note that it is possible to take a time-step much larger, by one to two orders of magnitude, for the present scheme than for the ImEx scheme. The difference is particularly important for the long-term dynamics (after  $t = 100$ ), which results in a significant difference in simulation time.

### 4.3 Finite critical mass

We turn to a case where the critical mass is finite. We set

$$a(x) = 1 + x^{1/2}, \quad b(x) = 0.1 + 0.75x^{1/2} \quad (24)$$

with  $\alpha = 0.001$  and  $\varepsilon = 0.05$ . We have  $c_s = 0.75$  but difficulties appear clearly with smaller monomers concentration. Fig. 12 shows the profiles that correspond to several

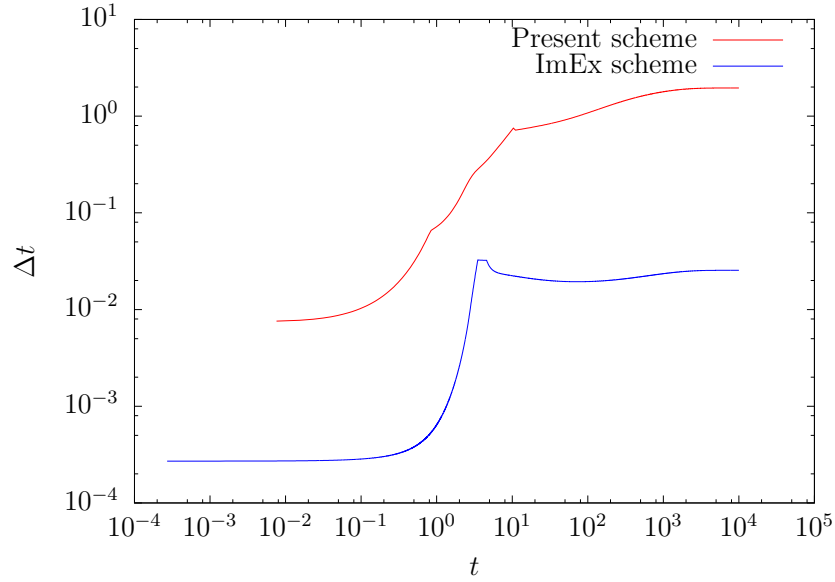


Figure 11: Evolution of the time-step in log-log scale for the coefficients in (21) for the present scheme and the ImEx scheme

values of  $c$  in the interval  $[0.48, 0.51]$ : we clearly observe the increase of the amplitude and the spreading of the support. Fig. 13 illustrates how the total mass increases as a function of  $c$ .

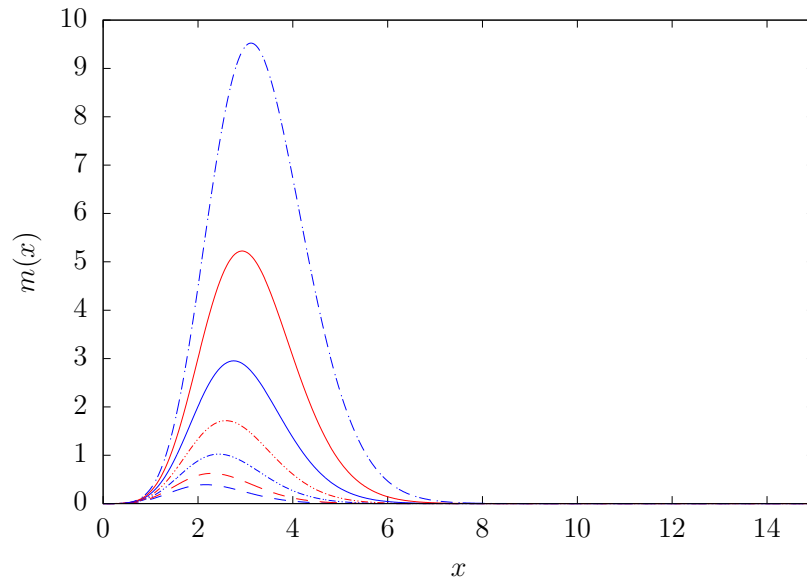


Figure 12: Equilibrium functions for the coefficients in (24) with  $c$  ranging over  $\{0.48, 0.485, 0.49, 0.495, 0.5, 0.505, 0.51\}$

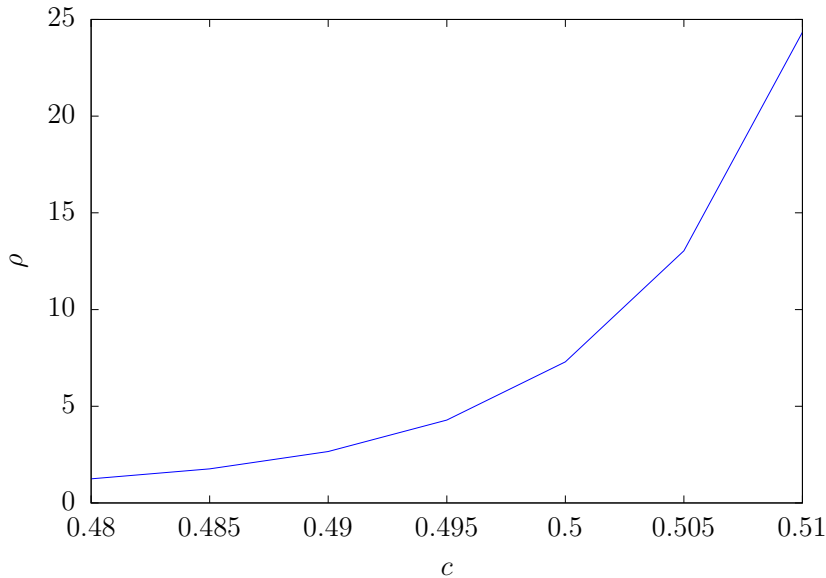


Figure 13: Total mass as a function of  $c$  for the coefficients in (24).

We consider the evolution of the solution for the initial data

$$g(0, x) = 20 e^{-10|x-0.5|^2}, \quad c(0) = 0.6.$$

Fig. 14 shows the evolution of the monomer concentration which converges very slowly to the expected limit  $c_{\text{lim}} = 0.4987$ ; at the final time  $T = 10000$ , we find  $c(T) = 0.4982$ . The evolution of the number of polymers is displayed in Fig. 15. Accordingly, the asymptotic profile needs a considerable time to establish: Fig. 16 shows several polymer distributions up to the final time and Fig. 17 compares the solution to the expected profile.

We now start with a different initial condition:

$$c(0) = 6, \quad g(0, x) = \begin{cases} 0.4320194 & \text{if } x < 1 \\ 0 & \text{otherwise.} \end{cases}$$

Both initial conditions share the same (subcritical) mass, ensuring the existence of a steady state. However, the initial monomer concentration  $c(0)$  is larger than the critical concentration  $c_s = 0.75$ . As a consequence, the present scheme involves operations with a diverging exponential function. In order to assess the robustness of the scheme in that case, we compare the present scheme with the ImEx scheme (which does not involve the diverging exponential). The comparison is carried out until  $T = 10$ , since Fig. 18 shows that the monomer concentration  $c(t)$  decreases under  $c_s$  as soon as  $t > 2.03$ . Figures 19 and 20 show the comparison of the solutions at times  $t = 1$  and  $t = 2$  respectively for the present scheme and the ImEx scheme. The discrepancy between the two schemes is due to the larger numerical diffusion of the present scheme, which could be remedied by the use of a higher order approximation for the diffusion operator. Let us also mention the fact that the time-step used for the present scheme is much

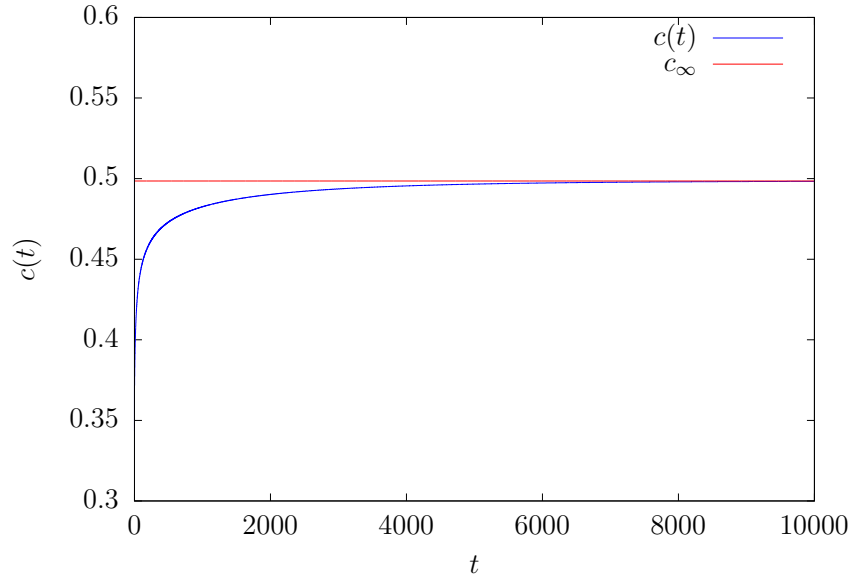


Figure 14: Evolution of  $c(t)$  up to the time  $T = 10000$ , for the coefficients in (24)

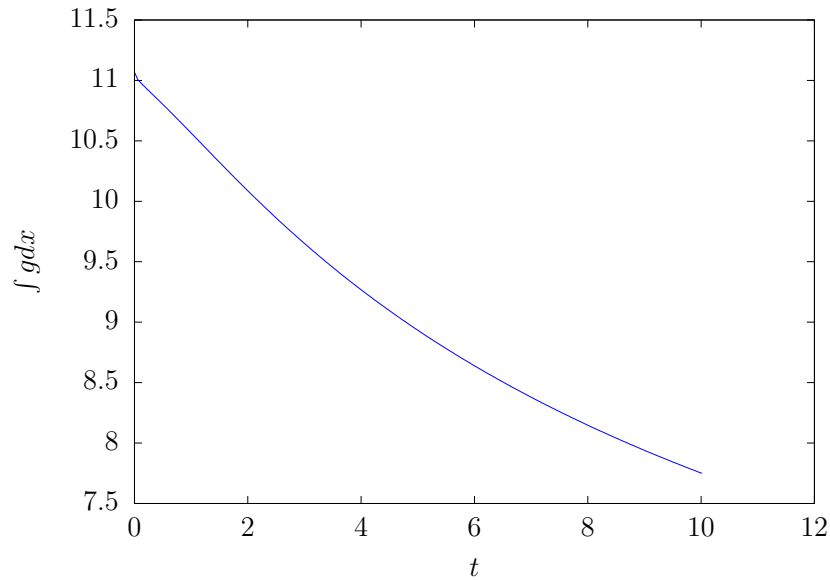


Figure 15: Evolution of  $\int_0^\infty g(t, x) dx$ , up to the time  $T = 10000$ , for the coefficients in (24)

larger than the time-step used in the ImEx scheme. The size of the time-step has been chosen solely on stability considerations and accuracy issues should also be taken into account in the very stiff initial dynamics of the system. The position of the peak size concentration is still adequately captured and the present scheme is able to robustly accommodate the supercritical monomer concentrations until  $c(t) < c_s$ .

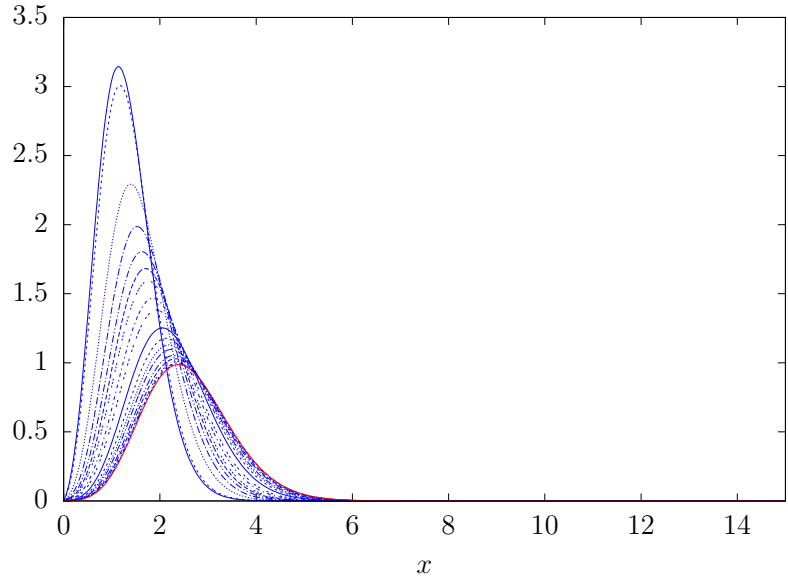


Figure 16: Polymer distribution function at several times for the coefficients in (24) up to the final time  $T_f = 10000$

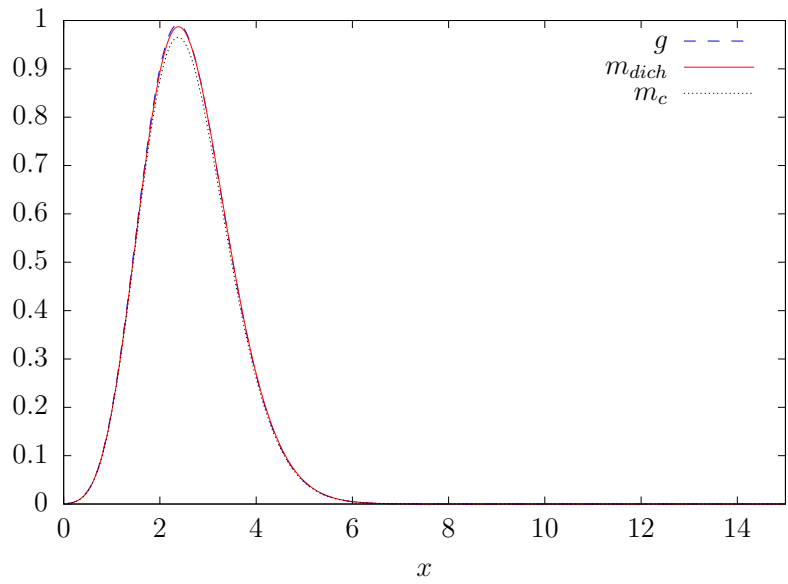


Figure 17: Polymer distribution function at the final time  $T_f = 10000$ , compared to the equilibrium profile, for the coefficients in (24)

## 5 Conclusion

We have proposed a well-balanced scheme for the Lifschitz-Slyozov-Wagner system with diffusion, which demonstrates its ability to capture accurately the long-time con-

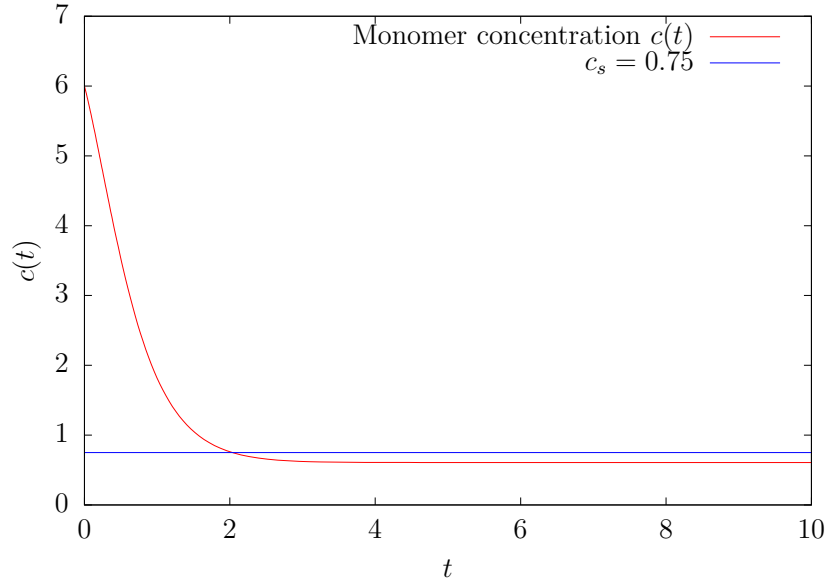


Figure 18: Evolution of the monomer concentration  $c(t)$  for the coefficients in (24) in the supercritical concentration case

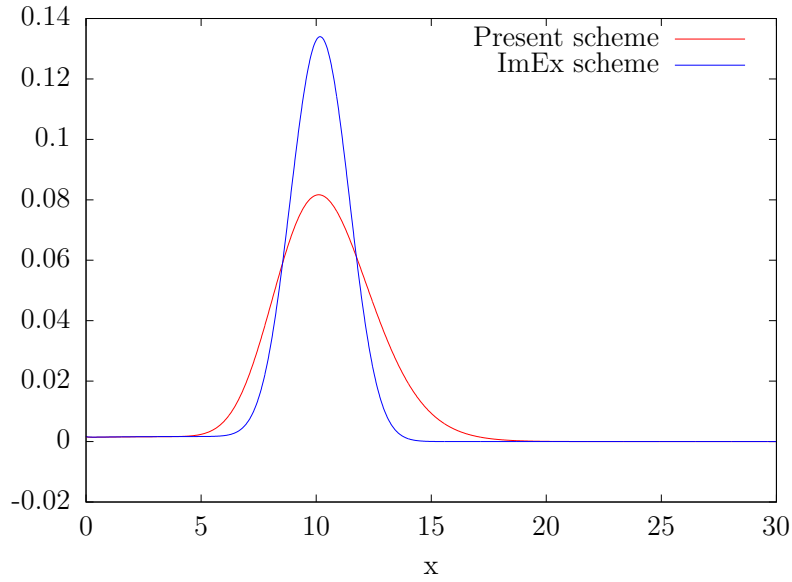


Figure 19: Solution at time  $t = 1$  for the present scheme and the ImEx scheme for the coefficients in (24) in the supercritical concentration case

vergence to the equilibrium solution. The proposed scheme is more efficient than an implicit-explicit scheme for advection diffusion on the test-cases studied. Its main drawback is the inability to handle vanishing diffusion  $\varepsilon = 0$  or supercritical masses, for which no universal equilibrium profile exists and the dynamics is driven by the

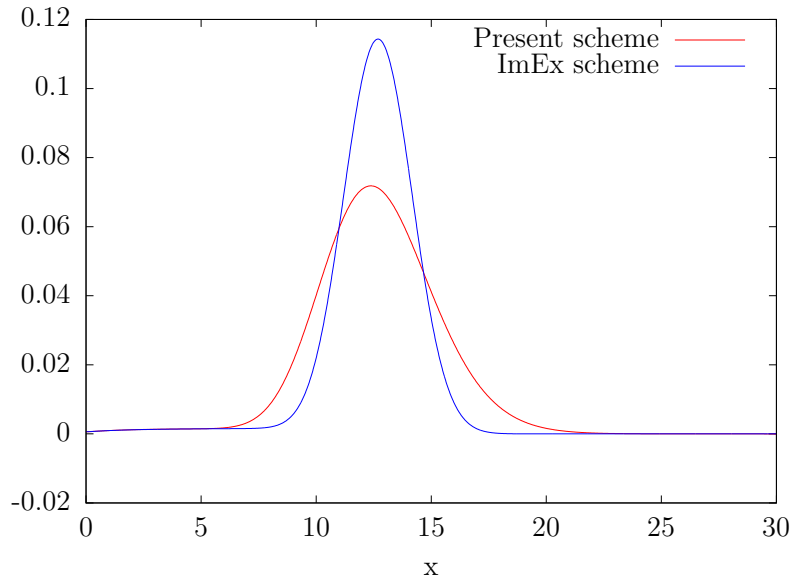


Figure 20: Solution at time  $t = 2$  for the present scheme and the ImEx scheme for the coefficients in (24) in the supercritical concentration case

extinction of the monomers. A future possible extension of the present work would be to investigate the (exponential in time) convergence to the equilibrium, based on discrete entropy arguments. We have checked that the entropy techniques developed in [15] do not apply directly here.

## References

- [1] A. Baldan. Review progress in Ostwald ripening theories and their applications to nickel-base superalloys part I: Ostwald ripening theories. *J. Materials Sc.*, 37:2171–2202, 2002.
- [2] J. M. Ball and J. Carr. Asymptotic behaviour of solutions to the Becker-Döring equations for arbitrary initial data. *Proc. Roy. Soc. Edinburgh Sect. A*, 108(1-2):109–116, 1988.
- [3] J. M. Ball, J. Carr, and O. Penrose. The Becker-Döring cluster equations: basic properties and asymptotic behaviour of solutions. *Comm. Math. Phys.*, 104(4):657–692, 1986.
- [4] P. L. Barry and T. Phillips. *Trouble with Lifshitz, Slyozov and Wagner*, 2003. NASA Publications.
- [5] R. Becker and W. Döring. Kinetische Behandlung der Keimbildung in übersättigten Dämpfen. *Ann. Phys.*, 416(8):719–752, 1935.
- [6] J. A. Cañizo, A. Einav, and B. Lods. Trend to equilibrium for the Becker-Döring equations: An analogue of Cercignani’s conjecture. Technical report, arXiv, 2015.

- [7] J. A. Cañizo and B. Lods. Exponential convergence to equilibrium for subcritical solutions of the Becker-Döring equations. *J. Differential Equations*, 255(5):905–950, 2013.
- [8] J. Carr and F. P. da Costa. Asymptotic behavior of solutions to the coagulation-fragmentation equations. II. Weak fragmentation. *J. Statist. Phys.*, 77(1-2):89–123, 1994.
- [9] J. Carr, D. B. Duncan, and C. H. Walshaw. Numerical approximation of a metastable system. *IMA J. Numer. Anal.*, 15:505–521, 1995.
- [10] J. A. Carrillo and T. Goudon. A numerical study on large-time asymptotics of the Lifschitz-Slyozov system. *J. Scient. Comp.*, 18:429–473, 2003.
- [11] M. K. Chen and P. W. Voorhees. The dynamics of transient Ostwald ripening. *Modelling Simul. Mater. Sci. Eng.*, 1:591–612, 1993.
- [12] J.-F. Collet. Some modelling issues in the theory of fragmentation-coagulation systems. *Comm. Math. Sci.*, Supplemental Issue(1):35–54, 2004.
- [13] J.-F. Collet and T. Goudon. On solutions of the Lifschitz-Slyozov model. *Nonlinearity*, 13:1239–1262, 2000.
- [14] J.-F. Collet, T. Goudon, F. Poupaud, and A. Vasseur. The Becker-Döring system and its Lifschitz-Slyozov limit. *SIAM J. Appl. Math.*, 62:1488–1500, 2002.
- [15] J.-F. Collet, T. Goudon, and A. Vasseur. Some remarks on the large-time asymptotic of the Lifschitz-Slyozov equations. *J. Stat. Phys.*, 108:341–359, 2002.
- [16] J. Conlon. On a diffusive version of the Lifshitz-Slyozov-Wagner equation. *J. Nonlinear Sc.*, 20:463–521, 2010.
- [17] D. B Dadyburjor and E. Ruckenstein. Kinetics of Ostwald ripening. *J. Crystal Growth*, 40:279–290, 1977.
- [18] J. Deschamps, E. Hingant, and R. Yvinec. Quasi steady state approximation of the small clusters in Becker-Döring equations leads to boundary conditions in the Lifshitz-Slyozov limit. *Comm. Math. Sci.*, 15(5):1353–1384, 2017.
- [19] S. Hariz. *Une version modifiée du modèle de Lifshitz-Slyozov : existence et unicité de la solution, simulation numérique*. PhD thesis, Université Nice Sophia Antipolis, 1999.
- [20] S. Hariz and J.-F. Collet. A modified version of the Lifschitz-Slyozov model. *Applied Math. Lett.*, 12:81–85, 1999.
- [21] E. Hingant. *Contributions à la modélisation mathématique et numérique de problèmes issus de la biologie : applications aux prions et à la maladie d’Alzheimer*. PhD thesis, Université Claude Bernard - Lyon I, 2012.
- [22] E. Hingant and R. Yvinec. Deterministic and stochastic Becker-Döring equations: Past and recent mathematical developments. In D. Holcman, editor, *Stochastic Processes, Multiscale Modeling, and Numerical Methods for Computational Cellular Biology*, pages 175–204. Springer, 2017.
- [23] P.-E. Jabin and B. Niethammer. On the rate of convergence to equilibrium in the Becker-Döring equations. *J. Differential Equations*, 191:518–543, 2003.



- [24] S. Jin and B. Yan. An AP scheme for the Fokker–Planck–Landau equation. *J. Comput. Phys.*, 230(17):6420–6437, 2011.
- [25] T. Jourdan, G. Stoltz, F. Legoll, and L. Monasse. An accurate scheme to solve cluster dynamics equations using a Fokker-Planck approach. *Computer Physics Communications*, 207:170–178, 2016.
- [26] P. Laurençot. Weak solutions to the Lifschitz-Slyozov-Wagner equation. *Indiana Univ. Math. J.*, 50:1319–1346, 2001.
- [27] P. Laurençot. The Lifschitz-Slyozov-Wagner equation with conserved total volume. *SIAM J. Math. Anal.*, 34:257–272, 2003.
- [28] I. M. Lifschitz and L. Pitaevski. *Cinétique Physique*, volume 10 of *Cours de Physique Théorique, L. Landau-I. Lifschitz*. Mir, 1990.
- [29] I. M. Lifschitz and V. V. Slyozov. The kinetics of precipitation from supersaturated solid solutions. *J. Phys. Chem. Solids*, 19:35–50, 1961.
- [30] B. Niethammer and R. Pego. Non-self-similar behavior in the LSW theory of Ostwald ripening. *J. Stat. Phys.*, 95:867–902, 1999.
- [31] B. Niethammer and R. Pego. On the initial-value problem in the Lifschitz-Slyozov-Wagner theory of Ostwald ripening. *SIAM J. Math. Anal.*, 31:467–485, 2000.
- [32] B. Niethammer and R. Pego. The LSW model for domain coarsening: Asymptotic behavior for conserved total mass. *J. Stat. Phys.*, 104:1113–1144, 2001.
- [33] B. Niethammer and R. L. Pego. Well-posedness for measure transport in a family of nonlocal domain coarsening models. *Indiana Univ. Math. J.*, 54:499–530, 2005.
- [34] B. Niethammer and J. J. L. Velazquez. Global well-posedness for an inhomogeneous LSW model in unbounded domains. *Math. Ann.*, 328:481–501, 2004.
- [35] W. Ostwald. Studien über die Bildung und Umwandlung fester Körper. *Zeitschrift für physikalische Chemie*, 22:289–330, 1897.
- [36] O. Penrose. The Becker-Döring equations at large times and their connection with the LSW theory of coarsening. *J. Stat. Phys.*, 89:305–320, 1997.
- [37] V. V. Sagalovich and V. V. Slyozov. Diffusive decomposition of solid solutions. *Sov. Phys. Usp.*, 30:23–44, 1987.
- [38] N. L. Sitnikova, R. Sprik, and G. Wegdam. Spontaneously formed trans-anethol/water/alcohol emulsions: Mechanism of formation and stability. *Langmuir*, 21:7083–7089, 2005.
- [39] M. Slemrod. *The Becker-Döring Equations*, pages 149–171. Modeling and Simulation in Science, Engineering and Technology. Birkhäuser, 2000.
- [40] A. Suresh and H. T. Huynh. Accurate monotonicity-preserving schemes with Runge–Kutta time stepping. *J. Comput. Phys.*, 136(1):83–99, 1997.
- [41] L. M. Tiné, T. Goudon, and F. Lagoutière. Simulations of the Lifshitz-Slyozov equations: the role of coagulation terms in the asymptotic behavior. *Math. Models Methods Appl. Sc.*, 23(7):1177–1215, 2013.
- [42] C. Wagner. Theorie der Alterung von Niederschlägen durch Umlösen (Ostwald-Reifung). *Zeitschrift für Elektrochemie*, 65(7):581–591, 1961.