



HAL
open science

The Dynamics of Learning: A Random Matrix Approach

Zhenyu Liao, Romain Couillet

► **To cite this version:**

Zhenyu Liao, Romain Couillet. The Dynamics of Learning: A Random Matrix Approach. ICML 2018 - 35th International Conference on Machine Learning, Jul 2018, Stockholm, Sweden. ⟨hal-01957704⟩

HAL Id: hal-01957704

<https://hal.science/hal-01957704v1>

Submitted on 17 Dec 2018

HAL is a multi-disciplinary open access archive for the deposit and dissemination of scientific research documents, whether they are published or not. The documents may come from teaching and research institutions in France or abroad, or from public or private research centers.

L'archive ouverte pluridisciplinaire **HAL**, est destinée au dépôt et à la diffusion de documents scientifiques de niveau recherche, publiés ou non, émanant des établissements d'enseignement et de recherche français ou étrangers, des laboratoires publics ou privés.



HAL Authorization

The Dynamics of Learning: A Random Matrix Approach

Zhenyu Liao¹ Romain Couillet^{1,2}

Abstract

Understanding the learning dynamics of neural networks is one of the key issues for the improvement of optimization algorithms as well as for the theoretical comprehension of why deep neural nets work so well today. In this paper, we introduce a random matrix-based framework to analyze the learning dynamics of a single-layer linear network on a binary classification problem, for data of simultaneously large dimension and size, trained by gradient descent. Our results provide rich insights into common questions in neural nets, such as overfitting, early stopping and the initialization of training, thereby opening the door for future studies of more elaborate structures and models appearing in today’s neural networks.

1. Introduction

Deep neural networks trained with backpropagation have commonly attained superhuman performance in applications of computer vision (Krizhevsky et al., 2012) and many others (Schmidhuber, 2015) and are thus receiving an unprecedented research interest. Despite the rapid growth of the list of successful applications with these gradient-based methods, our theoretical understanding, however, is progressing at a more modest pace.

One of the salient features of deep networks today is that they often have far more model parameters than the number of training samples that they are trained on, but meanwhile some of the models still exhibit remarkably good generalization performance when applied to unseen data of similar nature, while others generalize poorly in exactly the same setting. A satisfying explanation of this phenomenon would be the key to more powerful and reliable network structures.

¹Laboratoire des Signaux et Systèmes (L2S), CentraleSupélec, Université Paris-Saclay, France; ²G-STATS Data Science Chair, GIPSA-lab, University Grenoble-Alpes, France. Correspondence to: Zhenyu Liao <zhenyu.liao@l2s.centralesupelec.fr>, Romain Couillet <romain.couillet@centralesupelec.fr>.

To answer such a question, statistical learning theory has proposed interpretations from the viewpoint of system complexity (Vapnik, 2013; Bartlett & Mendelson, 2002; Poggio et al., 2004). In the case of large numbers of parameters, it is suggested to apply some form of regularization to ensure good generalization performance. Regularizations can be explicit, such as the dropout technique (Srivastava et al., 2014) or the l_2 -penalization (weight decay) as reported in (Krizhevsky et al., 2012); or implicit, as in the case of the early stopping strategy (Yao et al., 2007) or the stochastic gradient descent algorithm itself (Zhang et al., 2016).

Inspired by the recent line of works (Saxe et al., 2013; Advani & Saxe, 2017), in this article we introduce a random matrix framework to analyze the training and, more importantly, the generalization performance of neural networks, trained by gradient descent. Preliminary results established from a toy model of two-class classification on a single-layer linear network are presented, which, despite their simplicity, shed new light on the understanding of many important aspects in training neural nets. In particular, we demonstrate how early stopping can naturally protect the network against overfitting, which becomes more severe as the number of training sample approaches the dimension of the data. We also provide a strict lower bound on the training sample size for a given classification task in this simple setting. A byproduct of our analysis implies that random initialization, although commonly used in practice in training deep networks (Glorot & Bengio, 2010; Krizhevsky et al., 2012), may lead to a degradation of the network performance.

From a more theoretical point of view, our analyses allow one to evaluate any functional of the eigenvalues of the sample covariance matrix of the data (or of the data representation learned from previous layers in a deep model), which is at the core of understanding many experimental observations in today’s deep networks (Glorot & Bengio, 2010; Ioffe & Szegedy, 2015). Our results are envisioned to generalize to more elaborate settings, notably to deeper models that are trained with the stochastic gradient descent algorithm, which is of more practical interest today due to the tremendous size of the data.

Notations: Boldface lowercase (uppercase) characters stand for vectors (matrices), and non-boldface for scalars respectively. $\mathbf{0}_p$ is the column vector of zeros of size p , and \mathbf{I}_p

the $p \times p$ identity matrix. The notation $(\cdot)^\top$ denotes the transpose operator. The norm $\|\cdot\|$ is the Euclidean norm for vectors and the operator norm for matrices. $\Im(\cdot)$ denotes the imaginary part of a complex number. For $x \in \mathbb{R}$, we denote for simplicity $(x)^+ \equiv \max(x, 0)$.

In the remainder of the article, we introduce the problem of interest and recall the results of (Saxe et al., 2013) in Section 2. After a brief overview of basic concepts and methods to be used throughout the article in Section 3, our main results on the training and generalization performance of the network are presented in Section 4, followed by a thorough discussion in Section 5 and experiments on the popular MNIST database (LeCun et al., 1998) in Section 6. Section 7 concludes the article by summarizing the main results and outlining future research directions.

2. Problem Statement

Let the training data $\mathbf{x}_1, \dots, \mathbf{x}_n \in \mathbb{R}^p$ be independent vectors drawn from two distribution classes \mathcal{C}_1 and \mathcal{C}_2 of cardinality n_1 and n_2 (thus $n_1 + n_2 = n$), respectively. We assume that the data vector \mathbf{x}_i of class \mathcal{C}_a can be written as

$$\mathbf{x}_i = (-1)^a \boldsymbol{\mu} + \mathbf{z}_i$$

for $a = \{1, 2\}$, with $\boldsymbol{\mu} \in \mathbb{R}^p$ and \mathbf{z}_i a Gaussian random vector $\mathbf{z}_i \sim \mathcal{N}(\mathbf{0}_p, \mathbf{I}_p)$. In the context of a binary classification problem, one takes the label $y_i = -1$ for $\mathbf{x}_i \in \mathcal{C}_1$ and $y_j = 1$ for $\mathbf{x}_j \in \mathcal{C}_2$ to distinguish the two classes.

We denote the training data matrix $\mathbf{X} = [\mathbf{x}_1, \dots, \mathbf{x}_n] \in \mathbb{R}^{p \times n}$ by cascading all \mathbf{x}_i 's as column vectors and associated label vector $\mathbf{y} \in \mathbb{R}^n$. With the pair $\{\mathbf{X}, \mathbf{y}\}$, a classifier is trained using ‘‘full-batch’’ gradient descent to minimize the loss function $L(\mathbf{w})$ given by

$$L(\mathbf{w}) = \frac{1}{2n} \|\mathbf{y}^\top - \mathbf{w}^\top \mathbf{X}\|^2$$

so that for a new datum $\hat{\mathbf{x}}$, the output of the classifier is $\hat{y} = \mathbf{w}^\top \hat{\mathbf{x}}$, the sign of which is then used to decide the class of $\hat{\mathbf{x}}$. The derivative of L with respect to \mathbf{w} is given by

$$\frac{\partial L(\mathbf{w})}{\partial \mathbf{w}} = -\frac{1}{n} \mathbf{X}(\mathbf{y} - \mathbf{X}^\top \mathbf{w}).$$

The gradient descent algorithm (Boyd & Vandenberghe, 2004) takes small steps of size α along the *opposite direction* of the associated gradient, i.e., $\mathbf{w}_{t+1} = \mathbf{w}_t - \alpha \frac{\partial L(\mathbf{w})}{\partial \mathbf{w}} \Big|_{\mathbf{w}=\mathbf{w}_t}$.

Following the previous works of (Saxe et al., 2013; Advani & Saxe, 2017), when the learning rate α is small, \mathbf{w}_{t+1} and \mathbf{w}_t are close to each other so that by performing a continuous-time approximation, one obtains the following differential equation

$$\frac{\partial \mathbf{w}(t)}{\partial t} = -\alpha \frac{\partial L(\mathbf{w})}{\partial \mathbf{w}} = \frac{\alpha}{n} \mathbf{X}(\mathbf{y} - \mathbf{X}^\top \mathbf{w}(t))$$

the solution of which is given explicitly by

$$\mathbf{w}(t) = e^{-\frac{\alpha t}{n} \mathbf{X} \mathbf{X}^\top} \mathbf{w}_0 + \left(\mathbf{I}_p - e^{-\frac{\alpha t}{n} \mathbf{X} \mathbf{X}^\top} \right) (\mathbf{X} \mathbf{X}^\top)^{-1} \mathbf{X} \mathbf{y} \quad (1)$$

if one assumes that $\mathbf{X} \mathbf{X}^\top$ is invertible (only possible in the case $p < n$), with $\mathbf{w}_0 \equiv \mathbf{w}(t=0)$ the initialization of the weight vector; we recall the definition of the exponential of a matrix $\frac{1}{n} \mathbf{X} \mathbf{X}^\top$ given by the power series $e^{\frac{1}{n} \mathbf{X} \mathbf{X}^\top} = \sum_{k=0}^{\infty} \frac{1}{k!} \left(\frac{1}{n} \mathbf{X} \mathbf{X}^\top \right)^k = \mathbf{V} e^\Lambda \mathbf{V}^\top$, with the eigendecomposition of $\frac{1}{n} \mathbf{X} \mathbf{X}^\top = \mathbf{V} \Lambda \mathbf{V}^\top$ and e^Λ is a diagonal matrix with elements equal to the exponential of the elements of Λ . As $t \rightarrow \infty$ the network ‘‘forgets’’ the initialization \mathbf{w}_0 and results in the least-square solution $\mathbf{w}_{LS} \equiv (\mathbf{X} \mathbf{X}^\top)^{-1} \mathbf{X} \mathbf{y}$.

When $p > n$, $\mathbf{X} \mathbf{X}^\top$ is no longer invertible. Assuming $\mathbf{X}^\top \mathbf{X}$ is invertible and writing $\mathbf{X} \mathbf{y} = (\mathbf{X} \mathbf{X}^\top) \mathbf{X} (\mathbf{X}^\top \mathbf{X})^{-1} \mathbf{y}$, the solution is similarly given by

$$\mathbf{w}(t) = e^{-\frac{\alpha t}{n} \mathbf{X} \mathbf{X}^\top} \mathbf{w}_0 + \mathbf{X} \left(\mathbf{I}_n - e^{-\frac{\alpha t}{n} \mathbf{X}^\top \mathbf{X}} \right) (\mathbf{X}^\top \mathbf{X})^{-1} \mathbf{y}$$

with the least-square solution $\mathbf{w}_{LS} \equiv \mathbf{X} (\mathbf{X}^\top \mathbf{X})^{-1} \mathbf{y}$.

In the work of (Advani & Saxe, 2017) it is assumed that \mathbf{X} has i.i.d. entries and that there is no linking structure between the data and associated targets in such a way that the ‘‘true’’ weight vector $\bar{\mathbf{w}}$ to be learned is independent of \mathbf{X} so as to simplify the analysis. In the present work we aim instead at exploring the capacity of the network to retrieve the (mixture modeled) data structure and position ourselves in a more realistic setting where \mathbf{w} captures the different statistical structures (between classes) of the pair (\mathbf{X}, \mathbf{y}) . Our results are thus of more guiding significance for practical interests.

From (1) note that both $e^{-\frac{\alpha t}{n} \mathbf{X} \mathbf{X}^\top}$ and $\mathbf{I}_p - e^{-\frac{\alpha t}{n} \mathbf{X} \mathbf{X}^\top}$ share the same eigenvectors with the *sample covariance matrix* $\frac{1}{n} \mathbf{X} \mathbf{X}^\top$, which thus plays a pivotal role in the network learning dynamics. More concretely, the projections of \mathbf{w}_0 and \mathbf{w}_{LS} onto the eigenspace of $\frac{1}{n} \mathbf{X} \mathbf{X}^\top$, weighted by functions ($\exp(-\alpha t \lambda_i)$ or $1 - \exp(-\alpha t \lambda_i)$) of the associated eigenvalue λ_i , give the temporal evolution of $\mathbf{w}(t)$ and consequently the training and generalization performance of the network. The core of our study therefore consists in deeply understanding of the eigenpairs of this sample covariance matrix, which has been largely investigated in the random matrix literature (Bai & Silverstein, 2010).

3. Preliminaries

Throughout this paper, we will be relying on some basic yet powerful concepts and methods from random matrix theory, which shall be briefly highlighted in this section.

3.1. Resolvent and deterministic equivalents

Consider an $n \times n$ Hermitian random matrix \mathbf{M} . We define its *resolvent* $\mathbf{Q}_{\mathbf{M}}(z)$, for $z \in \mathbb{C}$ not an eigenvalue of \mathbf{M} , as

$$\mathbf{Q}_{\mathbf{M}}(z) = (\mathbf{M} - z\mathbf{I}_n)^{-1}.$$

Through the Cauchy integral formula discussed in the following subsection, as well as its central importance in random matrix theory, $\mathbf{Q}_{\frac{1}{n}\mathbf{X}\mathbf{X}^T}(z)$ is the key object investigated in this article.

For certain simple distributions of \mathbf{M} , one may define a so-called *deterministic equivalent* (Hachem et al., 2007; Couillet & Debbah, 2011) $\bar{\mathbf{Q}}_{\mathbf{M}}$ for $\mathbf{Q}_{\mathbf{M}}$, which is a deterministic matrix such that for all $\mathbf{A} \in \mathbb{R}^{n \times n}$ and all $\mathbf{a}, \mathbf{b} \in \mathbb{R}^n$ of bounded (spectral and Euclidean, respectively) norms, $\frac{1}{n} \text{tr}(\mathbf{A}\mathbf{Q}_{\mathbf{M}}) - \frac{1}{n} \text{tr}(\mathbf{A}\bar{\mathbf{Q}}_{\mathbf{M}}) \rightarrow 0$ and $\mathbf{a}^T (\mathbf{Q}_{\mathbf{M}} - \bar{\mathbf{Q}}_{\mathbf{M}}) \mathbf{b} \rightarrow 0$ almost surely as $n \rightarrow \infty$. As such, deterministic equivalents allow to transfer random spectral properties of \mathbf{M} in the form of deterministic limiting quantities and thus allows for a more detailed investigation.

3.2. Cauchy's integral formula

First note that the resolvent $\mathbf{Q}_{\mathbf{M}}(z)$ has the same eigenspace as \mathbf{M} , with associated eigenvalue λ_i replaced by $\frac{1}{\lambda_i - z}$. As discussed at the end of Section 2, our objective is to evaluate functions of these eigenvalues, which reminds us of the fundamental Cauchy's integral formula, stating that for any function f holomorphic on an open subset U of the complex plane, one can compute $f(\lambda)$ by contour integration. More concretely, for a closed positively (counter-clockwise) oriented path γ in U with winding number one (i.e., describing a 360° rotation), one has, for λ contained in the surface described by γ , $\frac{1}{2\pi i} \oint_{\gamma} \frac{f(z)}{z-\lambda} dz = f(\lambda)$ and $\frac{1}{2\pi i} \oint_{\gamma} \frac{f(z)}{z-\lambda} dz = 0$ if λ lies outside the contour of γ .

With Cauchy's integral formula, one is able to evaluate more sophisticated functionals of the random matrix \mathbf{M} . For example, for $f(\mathbf{M}) \equiv \mathbf{a}^T e^{\mathbf{M}} \mathbf{b}$ one has

$$f(\mathbf{M}) = -\frac{1}{2\pi i} \oint_{\gamma} \exp(z) \mathbf{a}^T \mathbf{Q}_{\mathbf{M}}(z) \mathbf{b} dz$$

with γ a positively oriented path circling around *all* the eigenvalues of \mathbf{M} . Moreover, from the previous subsection one knows that the bilinear form $\mathbf{a}^T \mathbf{Q}_{\mathbf{M}}(z) \mathbf{b}$ is asymptotically close to a non-random quantity $\mathbf{a}^T \bar{\mathbf{Q}}_{\mathbf{M}}(z) \mathbf{b}$. One thus deduces that the functional $\mathbf{a}^T e^{\mathbf{M}} \mathbf{b}$ has an asymptotically deterministic behavior that can be expressed as $-\frac{1}{2\pi i} \oint_{\gamma} \exp(z) \mathbf{a}^T \bar{\mathbf{Q}}_{\mathbf{M}}(z) \mathbf{b} dz$.

This observation serves in the present article as the foundation for the performance analysis of the gradient-based classifier, as described in the following section.

4. Temporal Evolution of Training and Generalization Performance

With the explicit expression of $\mathbf{w}(t)$ in (1), we now turn our attention to the training and generalization performances of the classifier as a function of the training time t . To this end, we shall be working under the following assumptions.

Assumption 1 (Growth Rate). As $n \rightarrow \infty$,

1. $\frac{p}{n} \rightarrow c \in (0, \infty)$.
2. For $a = \{1, 2\}$, $\frac{n_a}{n} \rightarrow c_a \in (0, 1)$.
3. $\|\boldsymbol{\mu}\| = O(1)$.

The above assumption ensures that the matrix $\frac{1}{n}\mathbf{X}\mathbf{X}^T$ is of bounded operator norm for all large n, p with probability one (Bai & Silverstein, 1998).

Assumption 2 (Random Initialization). Let $\mathbf{w}_0 \equiv \mathbf{w}(t=0)$ be a random vector with i.i.d. entries of zero mean, variance σ^2/p for some $\sigma > 0$ and finite fourth moment.

We first focus on the generalization performance, i.e., the average performance of the trained classifier taking as input an unseen new datum $\hat{\mathbf{x}}$ drawn from class \mathcal{C}_1 or \mathcal{C}_2 .

4.1. Generalization Performance

To evaluate the generalization performance of the classifier, we are interested in two types of misclassification rates, for a new datum $\hat{\mathbf{x}}$ drawn from class \mathcal{C}_1 or \mathcal{C}_2 , as

$$P(\mathbf{w}(t)^T \hat{\mathbf{x}} > 0 \mid \hat{\mathbf{x}} \in \mathcal{C}_1), \quad P(\mathbf{w}(t)^T \hat{\mathbf{x}} < 0 \mid \hat{\mathbf{x}} \in \mathcal{C}_2).$$

Since the new datum $\hat{\mathbf{x}}$ is independent of $\mathbf{w}(t)$, $\mathbf{w}(t)^T \hat{\mathbf{x}}$ is a Gaussian random variable of mean $\pm \mathbf{w}(t)^T \boldsymbol{\mu}$ and variance $\|\mathbf{w}(t)\|^2$. The above probabilities can therefore be given via the Q -function: $Q(x) \equiv \frac{1}{\sqrt{2\pi}} \int_x^\infty \exp\left(-\frac{u^2}{2}\right) du$. We thus resort to the computation of $\mathbf{w}(t)^T \boldsymbol{\mu}$ as well as $\mathbf{w}(t)^T \mathbf{w}(t)$ to evaluate the aforementioned classification error.

For $\boldsymbol{\mu}^T \mathbf{w}(t)$, with Cauchy's integral formula we have

$$\begin{aligned} \boldsymbol{\mu}^T \mathbf{w}(t) &= \boldsymbol{\mu}^T e^{-\frac{\alpha t}{n} \mathbf{X}\mathbf{X}^T} \mathbf{w}_0 + \boldsymbol{\mu}^T \left(\mathbf{I}_p - e^{-\frac{\alpha t}{n} \mathbf{X}\mathbf{X}^T} \right) \mathbf{w}_{LS} \\ &= -\frac{1}{2\pi i} \oint_{\gamma} f_t(z) \boldsymbol{\mu}^T \left(\frac{1}{n} \mathbf{X}\mathbf{X}^T - z\mathbf{I}_p \right)^{-1} \mathbf{w}_0 dz \\ &\quad - \frac{1}{2\pi i} \oint_{\gamma} \frac{1 - f_t(z)}{z} \boldsymbol{\mu}^T \left(\frac{1}{n} \mathbf{X}\mathbf{X}^T - z\mathbf{I}_p \right)^{-1} \frac{1}{n} \mathbf{X}\mathbf{y} dz \end{aligned}$$

with $f_t(z) \equiv \exp(-\alpha t z)$, for a positive closed path γ circling around all eigenvalues of $\frac{1}{n}\mathbf{X}\mathbf{X}^T$. Note that the data matrix \mathbf{X} can be rewritten as

$$\mathbf{X} = -\boldsymbol{\mu}\mathbf{j}_1^T + \boldsymbol{\mu}\mathbf{j}_2^T + \mathbf{Z} = \boldsymbol{\mu}\mathbf{y}^T + \mathbf{Z}$$

with $\mathbf{Z} \equiv [\mathbf{z}_1, \dots, \mathbf{z}_n] \in \mathbb{R}^{p \times n}$ of i.i.d. $\mathcal{N}(0, 1)$ entries and $\mathbf{j}_a \in \mathbb{R}^n$ the canonical vectors of class \mathcal{C}_a such that $(\mathbf{j}_a)_i = \delta_{\mathbf{x}_i \in \mathcal{C}_a}$. To isolate the deterministic vectors $\boldsymbol{\mu}$ and \mathbf{j}_a 's from the random \mathbf{Z} in the expression of $\boldsymbol{\mu}^\top \mathbf{w}(t)$, we exploit Woodbury's identity to obtain

$$\left(\frac{1}{n} \mathbf{X} \mathbf{X}^\top - z \mathbf{I}_p \right)^{-1} = \mathbf{Q}(z) - \mathbf{Q}(z) \left[\boldsymbol{\mu} \quad \frac{1}{n} \mathbf{Z} \mathbf{y} \right] \begin{bmatrix} \boldsymbol{\mu}^\top \mathbf{Q}(z) \boldsymbol{\mu} & 1 + \frac{1}{n} \boldsymbol{\mu}^\top \mathbf{Q}(z) \mathbf{Z} \mathbf{y} \\ * & -1 + \frac{1}{n} \mathbf{y}^\top \mathbf{Z}^\top \mathbf{Q}(z) \frac{1}{n} \mathbf{Z} \mathbf{y} \end{bmatrix}^{-1} \begin{bmatrix} \boldsymbol{\mu}^\top \\ \frac{1}{n} \mathbf{y}^\top \mathbf{Z}^\top \end{bmatrix} \mathbf{Q}(z)$$

where we denote the resolvent $\mathbf{Q}(z) \equiv \left(\frac{1}{n} \mathbf{Z} \mathbf{Z}^\top - z \mathbf{I}_p \right)^{-1}$, a deterministic equivalent of which is given by

$$\mathbf{Q}(z) \leftrightarrow \bar{\mathbf{Q}}(z) \equiv m(z) \mathbf{I}_p$$

with $m(z)$ determined by the popular Marčenko–Pastur equation (Marčenko & Pastur, 1967)

$$m(z) = \frac{1 - c - z}{2cz} + \frac{\sqrt{(1 - c - z)^2 - 4cz}}{2cz} \quad (2)$$

where the branch of the square root is selected in such a way that $\Im(z) \cdot \Im m(z) > 0$, i.e., for a given z there exists a unique corresponding $m(z)$.

Substituting $\mathbf{Q}(z)$ by the simple form deterministic equivalent $m(z) \mathbf{I}_p$, we are able to estimate the random variable $\boldsymbol{\mu}^\top \mathbf{w}(t)$ with a contour integral of some deterministic quantities as $n, p \rightarrow \infty$. Similar arguments also hold for $\mathbf{w}(t)^\top \mathbf{w}(t)$, together leading to the following theorem.

Theorem 1 (Generalization Performance). *Let Assumptions 1 and 2 hold. As $n \rightarrow \infty$, with probability one*

$$\begin{aligned} \mathbb{P}(\mathbf{w}(t)^\top \hat{\mathbf{x}} > 0 \mid \hat{\mathbf{x}} \in \mathcal{C}_1) - Q\left(\frac{E}{\sqrt{V}}\right) &\rightarrow 0 \\ \mathbb{P}(\mathbf{w}(t)^\top \hat{\mathbf{x}} < 0 \mid \hat{\mathbf{x}} \in \mathcal{C}_2) - Q\left(\frac{E}{\sqrt{V}}\right) &\rightarrow 0 \end{aligned}$$

where

$$\begin{aligned} E &\equiv -\frac{1}{2\pi i} \oint_{\gamma} \frac{1 - f_t(z)}{z} \frac{\|\boldsymbol{\mu}\|^2 m(z) dz}{(\|\boldsymbol{\mu}\|^2 + c) m(z) + 1} \\ V &\equiv \frac{1}{2\pi i} \oint_{\gamma} \left[\frac{\frac{1}{z^2} (1 - f_t(z))^2}{(\|\boldsymbol{\mu}\|^2 + c) m(z) + 1} - \sigma^2 f_t^2(z) m(z) \right] dz \end{aligned}$$

with γ a closed positively oriented path that contains all eigenvalues of $\frac{1}{n} \mathbf{X} \mathbf{X}^\top$ and the origin, $f_t(z) \equiv \exp(-\alpha t z)$ and $m(z)$ given by Equation (2).

Although derived from the case $p < n$, Theorem 1 also applies when $p > n$. To see this, note that with Cauchy's integral formula, for $z \neq 0$ not an eigenvalue of $\frac{1}{n} \mathbf{X} \mathbf{X}^\top$ (thus not of $\frac{1}{n} \mathbf{X}^\top \mathbf{X}$), one has $\mathbf{X} \left(\frac{1}{n} \mathbf{X}^\top \mathbf{X} - z \mathbf{I}_n \right)^{-1} \mathbf{y} =$

$\left(\frac{1}{n} \mathbf{X} \mathbf{X}^\top - z \mathbf{I}_p \right)^{-1} \mathbf{X} \mathbf{y}$, which further leads to the same expressions as in Theorem 1. Since $\frac{1}{n} \mathbf{X} \mathbf{X}^\top$ and $\frac{1}{n} \mathbf{X}^\top \mathbf{X}$ have the same eigenvalues except for additional zero eigenvalues for the larger matrix, the path γ remains unchanged (as we demand that γ contains the origin) and hence Theorem 1 holds true for both $p < n$ and $p > n$. The case $p = n$ can be obtained by continuity arguments.

4.2. Training performance

To compare generalization versus training performance, we are now interested in the behavior of the classifier when applied to the training set \mathbf{X} . To this end, we consider the random vector $\mathbf{X}^\top \mathbf{w}(t)$ given by

$$\mathbf{X}^\top \mathbf{w}(t) = \mathbf{X}^\top e^{-\frac{\alpha t}{n} \mathbf{X} \mathbf{X}^\top} \mathbf{w}_0 + \mathbf{X}^\top \left(\mathbf{I}_p - e^{-\frac{\alpha t}{n} \mathbf{X} \mathbf{X}^\top} \right) \mathbf{w}_{LS}.$$

Note that the i -th entry of $\mathbf{X}^\top \mathbf{w}(t)$ is given by the bilinear form $\mathbf{e}_i^\top \mathbf{X}^\top \mathbf{w}(t)$, with \mathbf{e}_i the canonical vector with unique non-zero entry $[\mathbf{e}_i]_i = 1$. With previous notations we have

$$\begin{aligned} \mathbf{e}_i^\top \mathbf{X}^\top \mathbf{w}(t) &= -\frac{1}{2\pi i} \oint_{\gamma} f_t(z, t) \mathbf{e}_i^\top \mathbf{X}^\top \left(\frac{1}{n} \mathbf{X} \mathbf{X}^\top - z \mathbf{I}_p \right)^{-1} \mathbf{w}_0 dz \\ &\quad - \frac{1}{2\pi i} \oint_{\gamma} \frac{1 - f_t(z)}{z} \mathbf{e}_i^\top \frac{1}{n} \mathbf{X}^\top \left(\frac{1}{n} \mathbf{X} \mathbf{X}^\top - z \mathbf{I}_p \right)^{-1} \mathbf{X} \mathbf{y} dz \end{aligned}$$

which yields the following results.

Theorem 2 (Training Performance). *Under the assumptions and notations of Theorem 1, as $n \rightarrow \infty$,*

$$\begin{aligned} \mathbb{P}(\mathbf{w}(t)^\top \mathbf{x}_i > 0 \mid \mathbf{x}_i \in \mathcal{C}_1) - Q\left(\frac{E_*}{\sqrt{V_* - E_*^2}}\right) &\rightarrow 0 \\ \mathbb{P}(\mathbf{w}(t)^\top \mathbf{x}_i < 0 \mid \mathbf{x}_i \in \mathcal{C}_2) - Q\left(\frac{E_*}{\sqrt{V_* - E_*^2}}\right) &\rightarrow 0 \end{aligned}$$

almost surely, with

$$\begin{aligned} E_* &\equiv \frac{1}{2\pi i} \oint_{\gamma} \frac{1 - f_t(z)}{z} \frac{dz}{(\|\boldsymbol{\mu}\|^2 + c) m(z) + 1} \\ V_* &\equiv \frac{1}{2\pi i} \oint_{\gamma} \left[\frac{\frac{1}{z} (1 - f_t(z))^2}{(\|\boldsymbol{\mu}\|^2 + c) m(z) + 1} - \sigma^2 f_t^2(z) z m(z) \right] dz. \end{aligned}$$

In Figure 1 we compare finite dimensional simulations with theoretical results obtained from Theorem 1 and 2 and observe a very close match, already for not too large n, p . As t grows large, the generalization error first drops rapidly with the training error, then goes up, although slightly, while the training error continues to decrease to zero. This is because the classifier starts to over-fit the training data

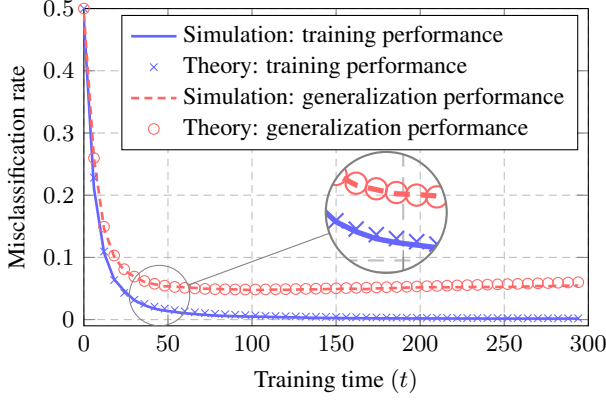


Figure 1. Training and generalization performance for $\boldsymbol{\mu} = [2; \mathbf{0}_{p-1}]$, $p = 256$, $n = 512$, $\sigma^2 = 0.1$, $\alpha = 0.01$ and $c_1 = c_2 = 1/2$. Results obtained by averaging over 50 runs.

\mathbf{X} and performs badly on unseen ones. To avoid overfitting, one effectual approach is to apply regularization strategies (Bishop, 2007), for example, to “early stop” (at $t = 100$ for instance in the setting of Figure 1) in the training process. However, this introduces new hyperparameters such as the optimal stopping time t_{opt} that is of crucial importance for the network performance and is often tuned through cross-validation in practice. Theorem 1 and 2 tell us that the training and generalization performances, although being random themselves, have asymptotically deterministic behaviors described by (E_*, V_*) and (E, V) , respectively, which allows for a deeper understanding on the choice of t_{opt} , since E, V are in fact functions of t via $f_t(z) \equiv \exp(-\alpha tz)$.

Nonetheless, the expressions in Theorem 1 and 2 of contour integrations are not easily analyzable nor interpretable. To gain more insight, we shall rewrite (E, V) and (E_*, V_*) in a more readable way. First, note from Figure 2 that the matrix $\frac{1}{n}\mathbf{X}\mathbf{X}^T$ has (possibly) two types of eigenvalues: those inside the *main bulk* (between $\lambda_- \equiv (1 - \sqrt{c})^2$ and $\lambda_+ \equiv (1 + \sqrt{c})^2$) of the Marčenko–Pastur distribution

$$\nu(dx) = \frac{\sqrt{(x - \lambda_-)^+(\lambda_+ - x)^+}}{2\pi cx} dx + \left(1 - \frac{1}{c}\right)^+ \delta(x) \quad (3)$$

and a (possibly) isolated one¹ lying away from $[\lambda_-, \lambda_+]$, that shall be treated separately. We rewrite the path γ (that contains all eigenvalues of $\frac{1}{n}\mathbf{X}\mathbf{X}^T$) as the sum of two paths

¹The existence (or absence) of outlying eigenvalues for the sample covariance matrix has been largely investigated in the random matrix literature and is related to the so-called “spiked random matrix model”. We refer the reader to (Benaych-Georges & Nadakuditi, 2011) for an introduction. The information carried by these “isolated” eigenpairs also marks an important technical difference to (Advani & Saxe, 2017) in which \mathbf{X} is only composed of noise terms.

γ_b and γ_s , that circle around the main bulk and the isolated eigenvalue (if any), respectively. To handle the first integral of γ_b , we use the fact that for any nonzero $\lambda \in \mathbb{R}$, the limit $\lim_{z \in \mathbb{Z} \rightarrow \lambda} m(z) \equiv \tilde{m}(\lambda)$ exists (Silverstein & Choi, 1995) and follow the idea in (Bai & Silverstein, 2008) by choosing the contour γ_b to be a rectangle with sides parallel to the axes, intersecting the real axis at 0 and λ_+ and the horizontal sides being a distance $\varepsilon \rightarrow 0$ away from the real axis, to split the contour integral into four single ones of $\tilde{m}(x)$. The second integral circling around γ_s can be computed with the residue theorem. This together leads to the expressions of (E, V) and (E_*, V_*) as follows²

$$E = \int \frac{1 - f_t(x)}{x} \mu(dx) \quad (4)$$

$$V = \frac{\|\boldsymbol{\mu}\|^2 + c}{\|\boldsymbol{\mu}\|^2} \int \frac{(1 - f_t(x))^2 \mu(dx)}{x^2} + \sigma^2 \int f_t^2(x) \nu(dx) \quad (5)$$

$$E_* = \frac{\|\boldsymbol{\mu}\|^2 + c}{\|\boldsymbol{\mu}\|^2} \int \frac{1 - f_t(x)}{x} \mu(dx) \quad (6)$$

$$V_* = \frac{\|\boldsymbol{\mu}\|^2 + c}{\|\boldsymbol{\mu}\|^2} \int \frac{(1 - f_t(x))^2 \mu(dx)}{x} + \sigma^2 \int x f_t^2(x) \nu(dx) \quad (7)$$

where we recall $f_t(x) = \exp(-\alpha tx)$, $\nu(x)$ given by (3) and denote the measure

$$\mu(dx) \equiv \frac{\sqrt{(x - \lambda_-)^+(\lambda_+ - x)^+}}{2\pi(\lambda_s - x)} dx + \frac{(\|\boldsymbol{\mu}\|^4 - c)^+}{\|\boldsymbol{\mu}\|^2} \delta_{\lambda_s}(x) \quad (8)$$

as well as

$$\lambda_s = c + 1 + \frac{c}{\|\boldsymbol{\mu}\|^2} \geq (\sqrt{c} + 1)^2 \quad (9)$$

with equality if and only if $\|\boldsymbol{\mu}\|^2 = \sqrt{c}$.

A first remark on the expressions of (4)-(7) is that E_* differs from E only by a factor of $\frac{\|\boldsymbol{\mu}\|^2 + c}{\|\boldsymbol{\mu}\|^2}$. Also, both V and V_* are the sum of two parts: the first part that strongly depends on $\boldsymbol{\mu}$ and the second one that is independent of $\boldsymbol{\mu}$. One thus deduces for $\|\boldsymbol{\mu}\| \rightarrow 0$ that $E \rightarrow 0$ and

$$V \rightarrow \int \frac{(1 - f_t(x))^2}{x^2} \rho(dx) + \sigma^2 \int f_t^2(x) \nu(dx) > 0$$

with $\rho(dx) \equiv \frac{\sqrt{(x - \lambda_-)^+(\lambda_+ - x)^+}}{2\pi(c+1)} dx$ and therefore the generalization performance goes to $Q(0) = 0.5$. On the other hand, for $\|\boldsymbol{\mu}\| \rightarrow \infty$, one has $\frac{E}{\sqrt{V}} \rightarrow \infty$ and hence the classifier makes perfect predictions.

In a more general context (i.e., for Gaussian mixture models with generic means and covariances as investigated in

²We defer the readers to Section A in Supplementary Material for a detailed exposition of Theorem 1 and 2, as well as (4)-(7).

(Benaych-Georges & Couillet, 2016), and obviously for practical datasets), there may be more than one eigenvalue of $\frac{1}{n}\mathbf{X}\mathbf{X}^\top$ lying outside the main bulk, which may not be limited to the interval $[\lambda_-, \lambda_+]$. In this case, the expression of $m(z)$, instead of being explicitly given by (2), may be determined through more elaborate (often implicit) formulations. While handling more generic models is technically reachable within the present analysis scheme, the results are much less intuitive. Similar objectives cannot be achieved within the framework presented in (Advani & Saxe, 2017); this conveys more practical interest to our results and the proposed analysis framework.

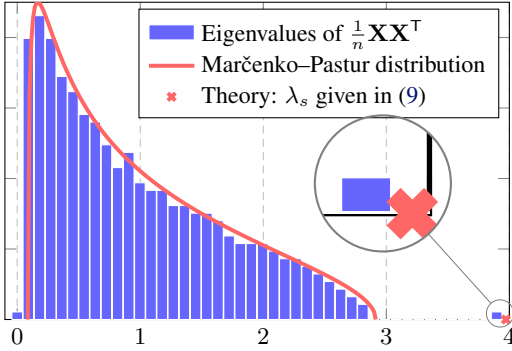


Figure 2. Eigenvalue distribution of $\frac{1}{n}\mathbf{X}\mathbf{X}^\top$ for $\boldsymbol{\mu} = [1.5; \mathbf{0}_{p-1}]$, $p = 512$, $n = 1024$ and $c_1 = c_2 = 1/2$.

5. Discussions

In this section, with a careful inspection of (4) and (5), discussions will be made from several different aspects. First of all, recall that the generalization performance is simply given by $Q\left(\frac{\boldsymbol{\mu}^\top \mathbf{w}(t)}{\|\mathbf{w}(t)\|}\right)$, with the term $\frac{\boldsymbol{\mu}^\top \mathbf{w}(t)}{\|\mathbf{w}(t)\|}$ describing the alignment between $\mathbf{w}(t)$ and $\boldsymbol{\mu}$, therefore the best possible generalization performance is simply $Q(\|\boldsymbol{\mu}\|)$. Nonetheless, this “best” performance can never be achieved as long as $p/n \rightarrow c > 0$, as described in the following remark.

Remark 1 (Optimal Generalization Performance). *Note that, with Cauchy–Schwarz inequality and the fact that $\int \mu(dx) = \|\boldsymbol{\mu}\|^2$ from (8), one has*

$$E^2 \leq \int \frac{(1 - f_t(x))^2}{x^2} d\mu(x) \cdot \int d\mu(x) \leq \frac{\|\boldsymbol{\mu}\|^4}{\|\boldsymbol{\mu}\|^2 + c} V$$

with equality in the right-most inequality if and only if the variance $\sigma^2 = 0$. One thus concludes that $E/\sqrt{V} \leq \|\boldsymbol{\mu}\|^2 / \sqrt{\|\boldsymbol{\mu}\|^2 + c}$ and the best generalization performance (lowest misclassification rate) is $Q(\|\boldsymbol{\mu}\|^2 / \sqrt{\|\boldsymbol{\mu}\|^2 + c})$ and can be attained only when $\sigma^2 = 0$.

The above remark is of particular interest because, for a given task (thus $p, \boldsymbol{\mu}$ fixed) it allows one to compute the

minimum training data number n to fulfill a certain request of classification accuracy.

As a side remark, note that in the expression of E/\sqrt{V} the initialization variance σ^2 only appears in V , meaning that random initializations impair the generalization performance of the network. As such, one should initialize with σ^2 very close, but not equal, to zero, to obtain symmetry breaking between hidden units (Goodfellow et al., 2016) as well as to mitigate the drop of performance due to large σ^2 .

In Figure 3 we plot the optimal generalization performance with the corresponding optimal stopping time as functions of σ^2 , showing that small initialization helps training in terms of both accuracy and efficiency.

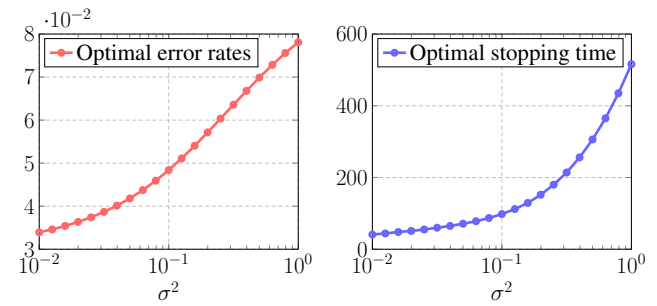


Figure 3. Optimal performance and corresponding stopping time as functions of σ^2 , with $c = 1/2$, $\|\boldsymbol{\mu}\|^2 = 4$ and $\alpha = 0.01$.

Although the integrals in (4) and (5) do not have nice closed forms, note that, for t close to 0, with a Taylor expansion of $f_t(x) \equiv \exp(-\alpha tx)$ around $\alpha tx = 0$, one gets more interpretable forms of E and V without integrals, as presented in the following subsection.

5.1. Approximation for t close to 0

Taking $t = 0$, one has $f_t(x) = 1$ and therefore $E = 0$, $V = \sigma^2 \int \nu(dx) = \sigma^2$, with $\nu(dx)$ the Marčenko–Pastur distribution given in (3). As a consequence, at the beginning stage of training, the generalization performance is $Q(0) = 0.5$ for $\sigma^2 \neq 0$ and the classifier makes random guesses.

For t not equal but close to 0, the Taylor expansion of $f_t(x) \equiv \exp(-\alpha tx)$ around $\alpha tx = 0$ gives

$$f_t(x) \equiv \exp(-\alpha tx) \approx 1 - \alpha tx + O(\alpha^2 t^2 x^2).$$

Making the substitution $x = 1 + c - 2\sqrt{c} \cos \theta$ and with the fact that $\int_0^\pi \frac{\sin^2 \theta}{p+q \cos \theta} d\theta = \frac{p\pi}{q^2} \left(1 - \sqrt{1 - q^2/p^2}\right)$ (see for example 3.644-5 in (Gradshteyn & Ryzhik, 2014)), one gets $E = \tilde{E} + O(\alpha^2 t^2)$ and $V = \tilde{V} + O(\alpha^2 t^2)$, where

$$\tilde{E} \equiv \frac{\alpha t}{2} g(\boldsymbol{\mu}, c) + \frac{(\|\boldsymbol{\mu}\|^4 - c)^+}{\|\boldsymbol{\mu}\|^2} \alpha t = \|\boldsymbol{\mu}\|^2 \alpha t$$

$$\begin{aligned}\tilde{V} &\equiv \frac{\|\boldsymbol{\mu}\|^2 + c(\|\boldsymbol{\mu}\|^4 - c)^+}{\|\boldsymbol{\mu}\|^2} \alpha^2 t^2 + \frac{\|\boldsymbol{\mu}\|^2 + c}{\|\boldsymbol{\mu}\|^2} \frac{\alpha^2 t^2}{2} g(\boldsymbol{\mu}, c) \\ &+ \sigma^2(1+c)\alpha^2 t^2 - 2\sigma^2 \alpha t + \left(1 - \frac{1}{c}\right)^+ \sigma^2 \\ &+ \frac{\sigma^2}{2c} (1+c - (1+\sqrt{c})|1-\sqrt{c}|) \\ &= (\|\boldsymbol{\mu}\|^2 + c + c\sigma^2)\alpha^2 t^2 + \sigma^2(\alpha t - 1)^2\end{aligned}$$

with $g(\boldsymbol{\mu}, c) \equiv \|\boldsymbol{\mu}\|^2 + \frac{c}{\|\boldsymbol{\mu}\|^2} - \left(\|\boldsymbol{\mu}\| + \frac{\sqrt{c}}{\|\boldsymbol{\mu}\|}\right) \left|\|\boldsymbol{\mu}\| - \frac{\sqrt{c}}{\|\boldsymbol{\mu}\|}\right|$ and consequently $\frac{1}{2}g(\boldsymbol{\mu}, c) + \frac{(\|\boldsymbol{\mu}\|^4 - c)^+}{\|\boldsymbol{\mu}\|^2} = \|\boldsymbol{\mu}\|^2$. It is interesting to note from the above calculation that, although E and V seem to have different behaviors³ for $\|\boldsymbol{\mu}\|^2 > \sqrt{c}$ or $c > 1$, it is in fact not the case and the extra part of $\|\boldsymbol{\mu}\|^2 > \sqrt{c}$ (or $c > 1$) compensates for the singularity of the integral, so that the generalization performance of the classifier is a smooth function of both $\|\boldsymbol{\mu}\|^2$ and c .

Taking the derivative of $\frac{\tilde{E}}{\sqrt{\tilde{V}}}$ with respect to t , one has

$$\frac{\partial}{\partial t} \frac{\tilde{E}}{\sqrt{\tilde{V}}} = \frac{\alpha(1-\alpha t)\sigma^2}{\tilde{V}^{3/2}}$$

which implies that the maximum of $\frac{\tilde{E}}{\sqrt{\tilde{V}}}$ is $\frac{\|\boldsymbol{\mu}\|^2}{\sqrt{\|\boldsymbol{\mu}\|^2 + c + c\sigma^2}}$ and can be attained with $t = 1/\alpha$. Moreover, taking $t = 0$ in the above equation one gets $\frac{\partial}{\partial t} \frac{\tilde{E}}{\sqrt{\tilde{V}}}|_{t=0} = \frac{\alpha}{\sigma}$. Therefore, large σ is harmful to the training efficiency, which coincides with the conclusion from Remark 1.

The approximation error arising from Taylor expansion can be large for t away from 0, e.g., at $t = 1/\alpha$ the difference $E - \tilde{E}$ is of order $O(1)$ and thus cannot be neglected.

5.2. As $t \rightarrow \infty$: least-squares solution

As $t \rightarrow \infty$, one has $f_t(x) \rightarrow 0$ which results in the least-square solution $\mathbf{w}_{LS} = (\mathbf{X}\mathbf{X}^T)^{-1}\mathbf{X}\mathbf{y}$ or $\mathbf{w}_{LS} = \mathbf{X}(\mathbf{X}^T\mathbf{X})^{-1}\mathbf{y}$ and consequently

$$\frac{\boldsymbol{\mu}^T \mathbf{w}_{LS}}{\|\mathbf{w}_{LS}\|} = \frac{\|\boldsymbol{\mu}\|^2}{\sqrt{\|\boldsymbol{\mu}\|^2 + c}} \sqrt{1 - \min\left(c, \frac{1}{c}\right)}. \quad (10)$$

Comparing (10) with the expression in Remark 1, one observes that when $t \rightarrow \infty$ the network becomes ‘‘over-trained’’ and the performance drops by a factor of $\sqrt{1 - \min(c, c^{-1})}$. This becomes even worse when c gets close to 1, as is consistent with the empirical findings in (Advani & Saxe, 2017). However, the point $c = 1$ is a singularity for (10), but not for $\frac{E}{\sqrt{V}}$ as in (4) and (5). One may thus expect to have a smooth and reliable behavior of the well-trained network for c close

³This phenomenon has been largely observed in random matrix theory and is referred to as ‘‘phase transition’’ (Baik et al., 2005).

to 1, which is a noticeable advantage of gradient-based training compared to simple least-square method. This coincides with the conclusion of (Yao et al., 2007) in which the asymptotic behavior of solely $n \rightarrow \infty$ is considered.

In Figure 4 we plot the generalization performance from simulation (blue line), the approximation from Taylor expansion of $f_t(x)$ as described in Section 5.1 (red dashed line), together with the performance of \mathbf{w}_{LS} (cyan dashed line). One observes a close match between the result from Taylor expansion and the true performance for t small, with the former being optimal at $t = 100$ and the latter slowly approaching the performance of \mathbf{w}_{LS} as t goes to infinity.

In Figure 5 we underline the case $c = 1$ by taking $p = n = 512$ with all other parameters unchanged from Figure 4. One observes that the simulation curve (blue line) increases much faster compared to Figure 4 and is supposed to end up at 0.5, which is the performance of \mathbf{w}_{LS} (cyan dashed line). This confirms a serious degradation of performance for c close to 1 of the classical least-squares solution.

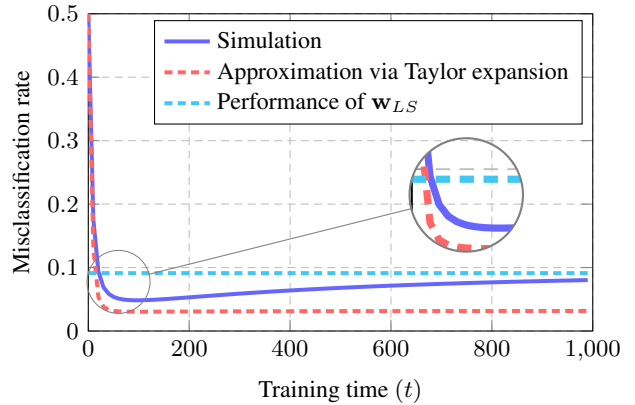


Figure 4. Generalization performance for $\boldsymbol{\mu} = [2; \mathbf{0}_{p-1}]$, $p = 256$, $n = 512$, $c_1 = c_2 = 1/2$, $\sigma^2 = 0.1$ and $\alpha = 0.01$. Simulation results obtained by averaging over 50 runs.

5.3. Special case for $c = 0$

One major interest of random matrix analysis is that the ratio c appears constantly in the analysis. Taking $c = 0$ signifies that we have far more training data than their dimension. This results in both $\lambda_- , \lambda_+ \rightarrow 1$, $\lambda_s \rightarrow 1 + \|\boldsymbol{\mu}\|^2$ and

$$\begin{aligned}E &\rightarrow \|\boldsymbol{\mu}\|^2 \frac{1 - f_t(1 + \|\boldsymbol{\mu}\|^2)}{1 + \|\boldsymbol{\mu}\|^2} \\ V &\rightarrow \|\boldsymbol{\mu}\|^2 \left(\frac{1 - f_t(1 + \|\boldsymbol{\mu}\|^2)}{1 + \|\boldsymbol{\mu}\|^2} \right)^2 + \sigma^2 f_t^2(1).\end{aligned}$$

As a consequence, $\frac{E}{\sqrt{V}} \rightarrow \|\boldsymbol{\mu}\|$ if $\sigma^2 = 0$. This can be explained by the fact that with sufficient training data the

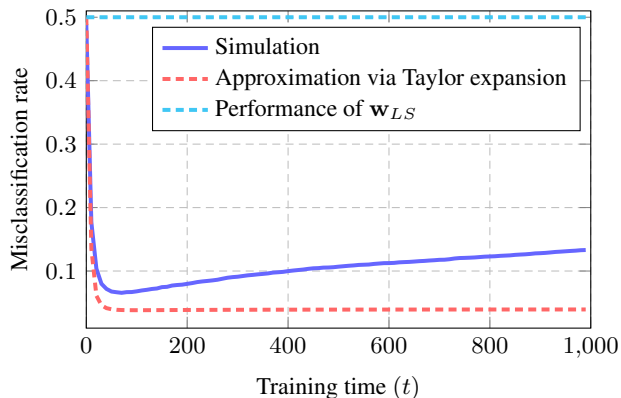


Figure 5. Generalization performance for $\boldsymbol{\mu} = [2; \mathbf{0}_{p-1}]$, $p = 512$, $n = 512$, $c_1 = c_2 = 1/2$, $\sigma^2 = 0.1$ and $\alpha = 0.01$. Simulation results obtained by averaging over 50 runs.

classifier learns to align perfectly to $\boldsymbol{\mu}$ so that $\frac{\boldsymbol{\mu}^\top \mathbf{w}(t)}{\|\mathbf{w}(t)\|} = \|\boldsymbol{\mu}\|$. On the other hand, with initialization $\sigma^2 \neq 0$, one always has $\frac{E}{\sqrt{V}} < \|\boldsymbol{\mu}\|$. But still, as t goes large, the network forgets the initialization exponentially fast and converges to the optimal $\mathbf{w}(t)$ that aligns to $\boldsymbol{\mu}$.

In particular, for $\sigma^2 \neq 0$, we are interested in the optimal stopping time by taking the derivative with respect to t ,

$$\frac{\partial}{\partial t} \frac{E}{\sqrt{V}} = \frac{\alpha \sigma^2 \|\boldsymbol{\mu}\|^2}{V^{3/2}} \frac{\|\boldsymbol{\mu}\|^2 f_t(1 + \|\boldsymbol{\mu}\|^2) + 1}{1 + \|\boldsymbol{\mu}\|^2} f_t'(1) > 0$$

showing that when $c = 0$, the generalization performance continues to increase as t grows and there is in fact no “over-training” in this case.

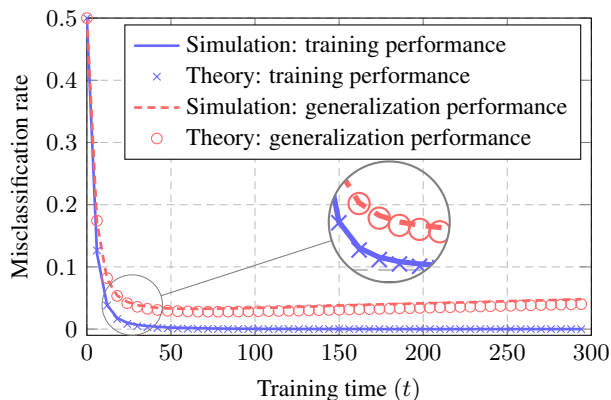


Figure 6. Training and generalization performance for MNIST data (number 1 and 7) with $n = p = 784$, $c_1 = c_2 = 1/2$, $\alpha = 0.01$ and $\sigma^2 = 0.1$. Results obtained by averaging over 100 runs.

6. Numerical Validations

We close this article with experiments on the popular MNIST dataset (LeCun et al., 1998) (number 1 and 7). We randomly select training sets of size $n = 784$ vectorized images of dimension $p = 784$ and add artificially a Gaussian white noise of -10dB in order to be more compliant with our toy model setting. Empirical means and covariances of each class are estimated from the full set of 13 007 MNIST images (6 742 images of number 1 and 6 265 of number 7). The image vectors in each class are whitened by pre-multiplying $\mathbf{C}_a^{-1/2}$ and re-centered to have means of $\pm \boldsymbol{\mu}$, with $\boldsymbol{\mu}$ half of the difference between means from the two classes. We observe an extremely close fit between our results and the empirical simulations, as shown in Figure 6.

7. Conclusion

In this article, we established a random matrix approach to the analysis of learning dynamics for gradient-based algorithms on data of simultaneously large dimension and size. With a toy model of Gaussian mixture data with $\pm \boldsymbol{\mu}$ means and identity covariance, we have shown that the training and generalization performances of the network have asymptotically deterministic behaviors that can be evaluated via so-called deterministic equivalents and computed with complex contour integrals (and even under the form of real integrals in the present setting). The article can be generalized in many ways: with more generic mixture models (with the Gaussian assumption relaxed), on more appropriate loss functions (logistic regression for example), and more advanced optimization methods.

In the present work, the analysis has been performed on the “full-batch” gradient descent system. However, the most popular method used today is in fact its “stochastic” version (Bottou, 2010) where only a fixed-size (n_{batch}) randomly selected subset (called a *mini-batch*) of the training data is used to compute the gradient and descend *one* step along with the opposite direction of this gradient in each iteration. In this scenario, one of major concern in practice lies in determining the optimal size of the mini-batch and its influence on the generalization performance of the network (Keskar et al., 2016). This can be naturally linked to the ratio n_{batch}/p in the random matrix analysis.

Deep networks that are of more practical interests, however, need more efforts. As mentioned in (Saxe et al., 2013; Advani & Saxe, 2017), in the case of multi-layer networks, the learning dynamics depend, instead of each eigenmode separately, on the coupling of different eigenmodes from different layers. To handle this difficulty, one may add extra assumptions of independence between layers as in (Choromanska et al., 2015) so as to study each layer separately and then reassemble to retrieve the results of the whole network.

Acknowledgments

We thank the anonymous reviewers for their comments and constructive suggestions. We would like to acknowledge this work is supported by the ANR Project RMT4GRAPH (ANR-14-CE28-0006) and the Project DeepRMT of La Fondation Supélec.

References

- Advani, M. S. and Saxe, A. M. High-dimensional dynamics of generalization error in neural networks. *arXiv preprint arXiv:1710.03667*, 2017.
- Bai, Z. and Silverstein, J. W. *Spectral analysis of large dimensional random matrices*, volume 20. Springer, 2010.
- Bai, Z.-D. and Silverstein, J. W. No eigenvalues outside the support of the limiting spectral distribution of large-dimensional sample covariance matrices. *Annals of probability*, pp. 316–345, 1998.
- Bai, Z. D. and Silverstein, J. W. CLT for linear spectral statistics of large-dimensional sample covariance matrices. In *Advances In Statistics*, pp. 281–333. World Scientific, 2008.
- Baik, J., Arous, G. B., Péché, S., et al. Phase transition of the largest eigenvalue for nonnull complex sample covariance matrices. *The Annals of Probability*, 33(5): 1643–1697, 2005.
- Bartlett, P. L. and Mendelson, S. Rademacher and gaussian complexities: Risk bounds and structural results. *Journal of Machine Learning Research*, 3(Nov):463–482, 2002.
- Benaych-Georges, F. and Couillet, R. Spectral analysis of the gram matrix of mixture models. *ESAIM: Probability and Statistics*, 20:217–237, 2016.
- Benaych-Georges, F. and Nadakuditi, R. R. The eigenvalues and eigenvectors of finite, low rank perturbations of large random matrices. *Advances in Mathematics*, 227(1):494–521, 2011.
- Billingsley, P. *Probability and measure*. John Wiley & Sons, 2008.
- Bishop, C. M. *Pattern Recognition and Machine Learning*. Springer, 2007.
- Bottou, L. Large-scale machine learning with stochastic gradient descent. In *Proceedings of COMPSTAT’2010*, pp. 177–186. Springer, 2010.
- Boyd, S. and Vandenberghe, L. *Convex optimization*. Cambridge university press, 2004.
- Choromanska, A., Henaff, M., Mathieu, M., Arous, G. B., and LeCun, Y. The loss surfaces of multilayer networks. In *Artificial Intelligence and Statistics*, pp. 192–204, 2015.
- Couillet, R. and Debbah, M. *Random matrix methods for wireless communications*. Cambridge University Press, 2011.
- Glorot, X. and Bengio, Y. Understanding the difficulty of training deep feedforward neural networks. In *Proceedings of the Thirteenth International Conference on Artificial Intelligence and Statistics*, pp. 249–256, 2010.
- Goodfellow, I., Bengio, Y., and Courville, A. *Deep Learning*. MIT Press, 2016. <http://www.deeplearningbook.org>.
- Gradshteyn, I. S. and Ryzhik, I. M. *Table of integrals, series, and products*. Academic press, 2014.
- Hachem, W., Loubaton, P., Najim, J., et al. Deterministic equivalents for certain functionals of large random matrices. *The Annals of Applied Probability*, 17(3):875–930, 2007.
- Ioffe, S. and Szegedy, C. Batch normalization: Accelerating deep network training by reducing internal covariate shift. In *International conference on machine learning*, pp. 448–456, 2015.
- Keskar, N. S., Mudigere, D., Nocedal, J., Smelyanskiy, M., and Tang, P. T. P. On large-batch training for deep learning: Generalization gap and sharp minima. *arXiv preprint arXiv:1609.04836*, 2016.
- Krizhevsky, A., Sutskever, I., and Hinton, G. E. Imagenet classification with deep convolutional neural networks. In *Advances in neural information processing systems*, pp. 1097–1105, 2012.
- LeCun, Y., Cortes, C., and Burges, C. J. The MNIST database of handwritten digits, 1998.
- Marčenko, V. A. and Pastur, L. A. Distribution of eigenvalues for some sets of random matrices. *Mathematics of the USSR-Sbornik*, 1(4):457, 1967.
- Poggio, T., Rifkin, R., Mukherjee, S., and Niyogi, P. General conditions for predictivity in learning theory. *Nature*, 428 (6981):419, 2004.
- Saxe, A. M., McClelland, J. L., and Ganguli, S. Exact solutions to the nonlinear dynamics of learning in deep linear neural networks. *arXiv preprint arXiv:1312.6120*, 2013.
- Schmidhuber, J. Deep learning in neural networks: An overview. *Neural networks*, 61:85–117, 2015.

- Silverstein, J. W. and Choi, S.-I. Analysis of the limiting spectral distribution of large dimensional random matrices. *Journal of Multivariate Analysis*, 54(2):295–309, 1995.
- Srivastava, N., Hinton, G., Krizhevsky, A., Sutskever, I., and Salakhutdinov, R. Dropout: A simple way to prevent neural networks from overfitting. *The Journal of Machine Learning Research*, 15(1):1929–1958, 2014.
- Vapnik, V. *The nature of statistical learning theory*. Springer science & business media, 2013.
- Yao, Y., Rosasco, L., and Caponnetto, A. On early stopping in gradient descent learning. *Constructive Approximation*, 26(2):289–315, 2007.
- Zhang, C., Bengio, S., Hardt, M., Recht, B., and Vinyals, O. Understanding deep learning requires rethinking generalization. *arXiv preprint arXiv:1611.03530*, 2016.