



HAL
open science

An explicit hybridizable discontinuous Galerkin method for the 3D time-domain Maxwell equations

Georges Nehmetallah, Stéphane Lanteri, Stéphane Descombes, Alexandra
Christophe

► **To cite this version:**

Georges Nehmetallah, Stéphane Lanteri, Stéphane Descombes, Alexandra Christophe. An explicit hybridizable discontinuous Galerkin method for the 3D time-domain Maxwell equations. ICOSAHOM 2018 - International Conference on Spectral and High Order Methods, Jul 2018, London, United Kingdom. 10.1007/978-3-030-39647-3_41 . hal-01955032v2

HAL Id: hal-01955032

<https://hal.science/hal-01955032v2>

Submitted on 9 Jan 2020

HAL is a multi-disciplinary open access archive for the deposit and dissemination of scientific research documents, whether they are published or not. The documents may come from teaching and research institutions in France or abroad, or from public or private research centers.

L'archive ouverte pluridisciplinaire **HAL**, est destinée au dépôt et à la diffusion de documents scientifiques de niveau recherche, publiés ou non, émanant des établissements d'enseignement et de recherche français ou étrangers, des laboratoires publics ou privés.

An explicit hybridizable discontinuous Galerkin method for the 3D time-domain Maxwell equations

Georges Nehmetallah, Stéphane Lanteri, Stéphane Descombes, Alexandra Christophe

Abstract We present an explicit hybridizable discontinuous Galerkin (HDG) method for numerically solving the system of three-dimensional (3D) time-domain Maxwell equations. The method is fully explicit similarly to classical so-called DGTD (Discontinuous Galerkin Time-Domain) methods, is also high-order accurate in both space and time and can be seen as a generalization of the classical DGTD scheme based on upwind fluxes. We provide numerical results aiming at assessing its numerical convergence properties by considering a model problem and we present some results of the superconvergence property on the H^{curl} norm.

1 Motivations and objectives

The DGTD method is nowadays a very popular numerical method in the computational electromagnetics community. A lot of works are mostly concerned with time explicit DGTD methods relying on the use of a single global time step computed so as to ensure stability of the simulation. It is however well known that when combined with an explicit time integration method and in the presence of an unstructured locally refine mesh, a high order DGTD method suffers from a severe time step size restriction. An alternative approach that has been considered in [16, 5, 6] is to use a hybrid explicit-implicit (or locally implicit) time integration strategy. Such a strategy relies on a component splitting deduced from a partitioning of the mesh cells in two sets respectively gathering coarse and fine elements. The computational efficiency of this locally implicit DGTD method depends on the size of the set of fine elements that directly influences the size of the sparse part of the matrix system to be solved at each time. Therefore, an approach for reducing the size of the subsys-

Georges Nehmetallah, Stéphane Lanteri, Stéphane Descombes, Alexandra Christophe
Université Côte d'Azur, INRIA, CNRS, LJAD, France, e-mail: georges.nehmetallah@inria.fr,
stephane.lanteri@inria.fr, stephane.descombes@univ-cotedazur.fr, alexandra.christophe@inria.fr

tem of globally coupled (i.e. implicit) unknowns is worth considering if one wants to solve very large-scale problems.

A particularly appealing solution in this context is given by the concept of hybridizable discontinuous Galerkin (HDG) method. The HDG method has been first introduced by Cockburn *et al.* in [3] for a model elliptic problem and has been subsequently developed for a variety of PDE systems in continuum mechanics [14]. The essential ingredients of a HDG method are a local Galerkin projection of the underlying system of PDEs at the element level onto spaces of polynomials to parametrize the numerical solution in terms of the numerical trace; a judicious choice of the numerical flux to provide stability and consistency; and a global jump condition that enforces the continuity of the numerical flux to arrive at a global weak formulation in terms of the numerical trace. The HDG methods are fully implicit, high-order accurate and most importantly, they reduce the globally coupled unknowns to the approximate trace of the solution on element boundaries, thereby leading to a significant reduction in the degrees of freedom. HDG methods for the system of time-harmonic Maxwell equations have been proposed in [13, 9, 10]. We have only developed the implicit HDG method for the time-domain Maxwell equations [2]. In view of devising a hybrid explicit-implicit HDG method, a preliminary step is therefore to elaborate on the principles of a fully explicit HDG formulation. It happens that fully explicit HDG methods have been studied recently for the acoustic wave equation by Kronbichler *al.* [8] and Stanglmeier *al.* [15]. In [15] the authors present a fully explicit, high order accurate in both space and time HDG method. In this paper we outline the formulation of this explicit HDGTD, present numerical results including a preliminary assessment of its superconvergence properties. We adopt a low storage Runge-Kutta scheme [4] for the time integration of the semi-discrete HDG equations. This work is a first step towards the construction of a hybrid explicit-implicit HDG method for time-domain electromagnetics.

2 Problem statement and notations

We consider the system of 3D time-domain Maxwell equations on a bounded polyhedral domain $\Omega \subset \mathbb{R}^3$

$$\begin{cases} \varepsilon \partial_t \mathbf{E} - \mathbf{curl} \mathbf{H} = -\mathbf{J}, & \text{in } \Omega \times [0, T], \\ \mu \partial_t \mathbf{H} + \mathbf{curl} \mathbf{E} = 0, & \text{in } \Omega \times [0, T], \end{cases} \quad (1)$$

where the symbol ∂_t denotes a time derivative, \mathbf{J} the current density, T a final time, $\mathbf{E}(\mathbf{x}, t)$ and $\mathbf{H}(\mathbf{x}, t)$ are the electric and magnetic fields. The dielectric permittivity ε and the magnetic permeability μ are varying in space, time-invariant and both positive functions. The boundary of Ω is defined as $\partial\Omega = \Gamma_m \cup \Gamma_a$ with $\Gamma_m \cap \Gamma_a = \emptyset$. The boundary conditions are chosen as

$$\begin{cases} \mathbf{n} \times \mathbf{E} = 0, & \text{on } \Gamma_m \times [0, T], \\ \mathbf{n} \times \mathbf{E} + \mathbf{n} \times (\mathbf{n} \times \mathbf{H}) = \mathbf{n} \times \mathbf{E}^{\text{inc}} + \mathbf{n} \times (\mathbf{n} \times \mathbf{H}^{\text{inc}}) \\ = \mathbf{g}^{\text{inc}}, & \text{on } \Gamma_a \times [0, T]. \end{cases} \quad (2)$$

Here \mathbf{n} denotes the unit outward normal to $\partial\Omega$ and $(\mathbf{E}^{\text{inc}}, \mathbf{H}^{\text{inc}})$ a given incident field. The first boundary condition is often referred as a metallic boundary condition and is applied on a perfectly conducting surface. The second relation is an absorbing boundary condition and takes here the form of the Silver-Müller condition. It is applied on a surface corresponding to an artificial truncation of a theoretically unbounded propagation domain. Finally, the system is supplemented with initial conditions: $\mathbf{E}_0(\mathbf{x}) = \mathbf{E}(\mathbf{x}, 0)$ and $\mathbf{H}_0(\mathbf{x}) = \mathbf{H}(\mathbf{x}, 0)$. For sake of simplicity, we omit the volume source term \mathbf{J} in what follows.

We introduce now the notations and approximation spaces. We first consider a partition \mathcal{T}_h of $\Omega \subset \mathbb{R}^3$ into a set of tetrahedron. Each non-empty intersection of two elements K^+ and K^- is called an interface. We denote by \mathcal{F}_h^I the union of all interior interfaces of \mathcal{T}_h , by \mathcal{F}_h^B the union of all boundary interfaces of \mathcal{T}_h , and $\mathcal{F}_h = \mathcal{F}_h^I \cup \mathcal{F}_h^B$. Note that $\partial\mathcal{T}_h$ represents all the interfaces ∂K for all $K \in \mathcal{T}_h$. As a result, an interior interface shared by two elements appears twice in $\partial\mathcal{T}_h$, unlike in \mathcal{F}_h where this interface is evaluated once. For an interface $F \in \mathcal{F}_h^I$, $F = \overline{K^+} \cap \overline{K^-}$, let \mathbf{v}^\pm be the traces of \mathbf{v} on F from the interior of K^\pm . On this interior face, we define mean values as $\{\mathbf{v}\}_F = (\mathbf{v}^+ + \mathbf{v}^-)/2$ and jumps as $[[\mathbf{v}]]_F = \mathbf{n}^+ \times \mathbf{v}^+ + \mathbf{n}^- \times \mathbf{v}^-$ where the unit outward normal vector to K is denoted by \mathbf{n}^\pm . For the boundary faces these expressions are modified as $\{\mathbf{v}\}_F = \mathbf{v}^+$ and $[[\mathbf{v}]]_F = \mathbf{n}^+ \times \mathbf{v}^+$ since we assume \mathbf{v} is single-valued on the boundaries. In the following, we introduce the discontinuous finite element spaces and some basic operations on these spaces for later use. Let $\mathbb{P}_{p_K}(K)$ denotes the space of polynomial functions of degree at most p_K on the element $K \in \mathcal{T}_h$. The discontinuous finite element space is introduced as

$$\mathbf{V}_h = \left\{ \mathbf{v} \in [L^2(\Omega)]^3 \text{ such that } \mathbf{v}|_K \in [\mathbb{P}_{p_K}(K)]^3, \quad \forall K \in \mathcal{T}_h \right\}, \quad (3)$$

where $L^2(\Omega)$ is the space of square integrable functions on the domain Ω . The functions in \mathbf{V}_h are continuous inside each element and discontinuous across the interfaces between elements. In addition, we introduce a traced finite element space

$$\begin{aligned} \mathbf{M}_h = \left\{ \boldsymbol{\eta} \in [L^2(\mathcal{F}_h)]^3 \text{ such that } \boldsymbol{\eta}|_F \in [\mathbb{P}_{p_F}(F)]^3 \right. \\ \left. \text{and } (\boldsymbol{\eta} \cdot \mathbf{n})|_F = 0, \quad \forall F \in \mathcal{F}_h \right\}. \end{aligned} \quad (4)$$

For two vectorial functions \mathbf{u} and \mathbf{v} in $[L^2(D)]^3$, we denote $(\mathbf{u}, \mathbf{v})_D = \int_D \mathbf{u} \cdot \mathbf{v} \, d\mathbf{x}$ provided D is a domain in \mathbb{R}^3 , and we denote $\langle \mathbf{u}, \mathbf{v} \rangle_F = \int_F \mathbf{u} \cdot \mathbf{v} \, ds$ if F is a two-dimensional face. Accordingly, for the mesh \mathcal{T}_h we have

$$\begin{aligned} \langle \cdot, \cdot \rangle_{\mathcal{T}_h} &= \sum_{K \in \mathcal{T}_h} \langle \cdot, \cdot \rangle_K, & \langle \cdot, \cdot \rangle_{\partial \mathcal{T}_h} &= \sum_{K \in \mathcal{T}_h} \langle \cdot, \cdot \rangle_{\partial K}, \\ \langle \cdot, \cdot \rangle_{\mathcal{F}_h} &= \sum_{F \in \mathcal{F}_h} \langle \cdot, \cdot \rangle_F, & \langle \cdot, \cdot \rangle_{\Gamma_a} &= \sum_{F \in \mathcal{F}_h \cap \Gamma_a} \langle \cdot, \cdot \rangle_F. \end{aligned}$$

We set $\mathbf{v}^t = -\mathbf{n} \times (\mathbf{n} \times \mathbf{v})$, $\mathbf{v}^n = \mathbf{n}(\mathbf{n} \cdot \mathbf{v})$ where \mathbf{v}^t and \mathbf{v}^n are the tangential and normal components of \mathbf{v} such as $\mathbf{v} = \mathbf{v}^t + \mathbf{v}^n$.

3 Principles and formulation of the HDG method

Following the classical DG approach, approximate solutions $(\mathbf{E}_h, \mathbf{H}_h)$, for all $t \in [0, T]$, are sought in the space $\mathbf{V}_h \times \mathbf{V}_h$ satisfying for all K in \mathcal{T}_h

$$\begin{cases} (\varepsilon \partial_t \mathbf{E}_h, \mathbf{v})_K - (\mathbf{curl} \mathbf{H}_h, \mathbf{v})_K = 0, \quad \forall \mathbf{v} \in \mathbf{V}_h, \\ (\mu \partial_t \mathbf{H}_h, \mathbf{v})_K + (\mathbf{curl} \mathbf{E}_h, \mathbf{v})_K = 0, \quad \forall \mathbf{v} \in \mathbf{V}_h. \end{cases} \quad (5)$$

Applying Green's formula, on both equations of (5) introduces boundary terms which are replaced by numerical traces $\hat{\mathbf{E}}_h$ and $\hat{\mathbf{H}}_h$ in order to ensure the connection between element-wise solutions and global consistency of the discretization. This leads to the global formulation for all $t \in [0, T]$

$$\begin{cases} (\varepsilon \partial_t \mathbf{E}_h, \mathbf{v})_K - (\mathbf{H}_h, \mathbf{curl} \mathbf{v})_K + \langle \hat{\mathbf{H}}_h, \mathbf{n} \times \mathbf{v} \rangle_{\partial K} = 0, \quad \forall \mathbf{v} \in \mathbf{V}_h, \\ (\mu \partial_t \mathbf{H}_h, \mathbf{v})_K + (\mathbf{E}_h, \mathbf{curl} \mathbf{v})_K - \langle \hat{\mathbf{E}}_h, \mathbf{n} \times \mathbf{v} \rangle_{\partial K} = 0, \quad \forall \mathbf{v} \in \mathbf{V}_h. \end{cases} \quad (6)$$

It is straightforward to verify that $\mathbf{n} \times \mathbf{v} = \mathbf{n} \times \mathbf{v}^t$ and $\langle \mathbf{H}, \mathbf{n} \times \mathbf{v} \rangle = -\langle \mathbf{n} \times \mathbf{H}, \mathbf{v} \rangle$. Therefore, using numerical traces defined in terms of the tangential components $\hat{\mathbf{H}}_h^t$ and $\hat{\mathbf{E}}_h^t$, we can rewrite (6) as

$$\begin{cases} (\varepsilon \partial_t \mathbf{E}_h, \mathbf{v})_K - (\mathbf{H}_h, \mathbf{curl} \mathbf{v})_K + \langle \hat{\mathbf{H}}_h^t, \mathbf{n} \times \mathbf{v} \rangle_{\partial K} = 0, \quad \forall \mathbf{v} \in \mathbf{V}_h, \\ (\mu \partial_t \mathbf{H}_h, \mathbf{v})_K + (\mathbf{E}_h, \mathbf{curl} \mathbf{v})_K - \langle \hat{\mathbf{E}}_h^t, \mathbf{n} \times \mathbf{v} \rangle_{\partial K} = 0, \quad \forall \mathbf{v} \in \mathbf{V}_h. \end{cases} \quad (7)$$

The hybrid variable Λ_h introduced in the setting of a HDG method [3] is here defined for all the interfaces of \mathcal{F}_h as

$$\Lambda_h := \hat{\mathbf{H}}_h^t, \quad \forall F \in \mathcal{F}_h. \quad (8)$$

We want to determine the fields $\hat{\mathbf{H}}_h^t$ and $\hat{\mathbf{E}}_h^t$ in each element K of \mathcal{T}_h by solving system (7) and assuming that Λ_h is known on all the faces of an element K . We consider a numerical trace $\hat{\mathbf{E}}_h^t$ for all K given by

$$\hat{\mathbf{E}}_h^t = \mathbf{E}_h^t + \tau_K \mathbf{n} \times (\Lambda_h - \mathbf{H}_h^t) \text{ on } \partial K, \quad (9)$$

where τ_K is a local stabilization parameter which is assumed to be strictly positive. We recall that $\mathbf{n} \times \mathbf{H}'_h = \mathbf{n} \times \mathbf{H}_h$. The definitions of the hybrid variable (8) and numerical trace (9) are exactly those adopted in the context of the formulation of HDG methods for the 3D time-harmonic Maxwell equations [13]-[10].

Following the HDG approach, when the hybrid variable Λ_h is known for all the faces of the element K , the electromagnetic field can be determined by solving the local system (7) using (8) and (9).

From now on we will note by g^{inc} the L^2 projection of g^{inc} on \mathbf{M}_h . Summing the contributions of (7) over all the elements and enforcing the continuity of the tangential component of $\hat{\mathbf{E}}_h$, we can formulate a problem which is to find $(\mathbf{E}_h, \mathbf{H}_h, \Lambda_h) \in \mathbf{V}_h \times \mathbf{V}_h \times \mathbf{M}_h$ such that for all $t \in [0, T]$

$$\begin{aligned} (\varepsilon \partial_t \mathbf{E}_h, \mathbf{v})_{\mathcal{F}_h} - (\mathbf{H}_h, \mathbf{curl} \mathbf{v})_{\mathcal{F}_h} + \langle \Lambda_h, \mathbf{n} \times \mathbf{v} \rangle_{\partial \mathcal{F}_h} &= 0, \quad \forall \mathbf{v} \in \mathbf{V}_h, \\ (\mu \partial_t \mathbf{H}_h, \mathbf{v})_{\mathcal{F}_h} + (\mathbf{E}_h, \mathbf{curl} \mathbf{v})_{\mathcal{F}_h} - \langle \hat{\mathbf{E}}'_h, \mathbf{n} \times \mathbf{v} \rangle_{\partial \mathcal{F}_h} &= 0, \quad \forall \mathbf{v} \in \mathbf{V}_h, \\ \langle [\hat{\mathbf{E}}_h], \boldsymbol{\eta} \rangle_{\mathcal{F}_h} - \langle \Lambda_h, \boldsymbol{\eta} \rangle_{\Gamma_a} - \langle \mathbf{g}^{inc}, \boldsymbol{\eta} \rangle_{\Gamma_a} &= 0, \quad \forall \boldsymbol{\eta} \in \mathbf{M}_h, \end{aligned} \quad (10)$$

where the last equation is called the conservativity condition with which we ask the tangential component of $\hat{\mathbf{E}}_h$ to be weakly continuous across any interface between two neighboring elements.

We now reformulate the system with numerical fluxes. We can deduce from the third equation of (10) that

$$\Lambda_h = \begin{cases} \frac{1}{\tau_{K^+} + \tau_{K^-}} (2 \{ \tau_K \mathbf{H}'_h \}_F + [\mathbf{E}'_h]_F), & \text{if } F \in \mathcal{F}'_h, \\ \frac{1}{\tau_K} \mathbf{n} \times \mathbf{E}'_h + \mathbf{H}'_h, & \text{if } F \in \mathcal{F}_h \cap \Gamma_m, \\ \frac{1}{\tau_K + 1} (\tau_K \mathbf{H}'_h + \mathbf{n} \times \mathbf{E}'_h - \mathbf{g}^{inc}). & \text{if } F \in \mathcal{F}_h \cap \Gamma_a. \end{cases} \quad (11)$$

By replacing (11) in (9) we obtain $\hat{\mathbf{E}}'_h = \hat{\mathbf{E}}_h^{t,+} = \hat{\mathbf{E}}_h^{t,-}$ with

$$\hat{\mathbf{E}}'_h = \begin{cases} \frac{\tau_{K^+} \tau_{K^-}}{\tau_{K^+} + \tau_{K^-}} \left(2 \left\{ \frac{1}{\tau_K} \mathbf{E}'_h \right\}_F - [\mathbf{H}'_h]_F \right), & \text{if } F \in \mathcal{F}'_h, \\ 0, & \text{if } F \in \mathcal{F}_h \cap \Gamma_m, \\ \frac{1}{\tau_K + 1} (\mathbf{E}'_h - \tau_K \mathbf{n} \times \mathbf{H}'_h - \tau_K \mathbf{n} \times \mathbf{g}^{inc}). & \text{if } F \in \mathcal{F}_h \cap \Gamma_a. \end{cases} \quad (12)$$

Thus, the numerical traces (8) and (9) have been reformulated from the conservativity condition. This means that the conservativity condition is now included in the new formulation of the numerical fluxes and can be neglected in the global system of equations. Hence, the local system (6) takes the form of a classical DG formulation, $\forall \mathbf{v} \in \mathbf{V}_h$

$$\begin{cases} (\varepsilon \partial_t \mathbf{E}_h, \mathbf{v})_K - (\mathbf{H}_h, \mathbf{curl} \mathbf{v})_K + \langle \hat{\mathbf{H}}'_h, \mathbf{n} \times \mathbf{v} \rangle_{\partial K} = 0, \\ (\mu \partial_t \mathbf{H}_h, \mathbf{v})_K + (\mathbf{E}_h, \mathbf{curl} \mathbf{v})_K - \langle \hat{\mathbf{E}}'_h, \mathbf{n} \times \mathbf{v} \rangle_{\partial K} = 0. \end{cases} \quad (13)$$

where the numerical fluxes are defined by (11) and (12).

Remark 3. Let $Y_K = \sqrt{\varepsilon_K}/\sqrt{\mu_K}$ be the local admittance associated to cell K and $Z_K = 1/Y_K$ the corresponding local impedance. If we set $\tau_K = Z_K$ in (11) and $1/\tau_K = Y_K$ in (12), the obtained numerical traces coincide with those adopted in the classical upwind flux DGTD method [7].

4 Numerical results

In order to validate and study the numerical convergence of the proposed HDG method, we consider the propagation of an eigenmode in a closed cavity (Ω is the unit square) with perfectly metallic walls. The frequency of the wave is $f = \sqrt{3}/\sqrt{2}c_0$ where c_0 is the speed of light in vacuum. The electric permittivity and the magnetic permeability are set to the constant vacuum values. The exact time-domain solution is given in [7].

We start our study by assuming that the penalization parameter τ is equal to 1. In order to insure the stability of the method, numerical CFL conditions are determined for each value of the interpolation order p_K . In our particular case we have ε_K and μ_k are constant $= 1 \forall K \in \mathcal{T}_h$, so we have verified that, as we said in Remark 3, for $\tau = 1$, the values of CFL number correspond to the classical upwind flux-based DG method. In Table 1 we summarize the maximum Δt obtained numerically to insure the stability of the scheme

Table 1: Numerically obtained values of Δt max.

Interpolation order	\mathbb{P}_1	\mathbb{P}_2	\mathbb{P}_3	\mathbb{P}_4
Δt max (s.)	0.32×10^{-9}	0.19×10^{-9}	0.13×10^{-9}	0.94×10^{-10}

Given these values of Δt max, the L^2 -norm of the error is calculated for a uniform tetrahedral mesh with 3072 elements which is constructed from a finite difference grid with $n_x = n_y = n_z = 9$ points, each cell of this grid yielding 6 tetrahedrons. The wave is propagated in the cavity during a physical time t_{\max} corresponding to 8 periods (as shown in Figure 1). Figure 2 depicts a comparison of the time evolution of the L^2 -norm of the error between the solution obtained with an HDG method and a classical upwind flux-based DG method for $p_K = 4$. An optimal convergence with order $p_K + 1$ is obtained as shown in Figure 3.

Fig. 1 Time evolution of the exact and the numerical solution of E_x at point $A(0.25, 0.25, 0.25)$ with a \mathbb{P}_3 interpolation

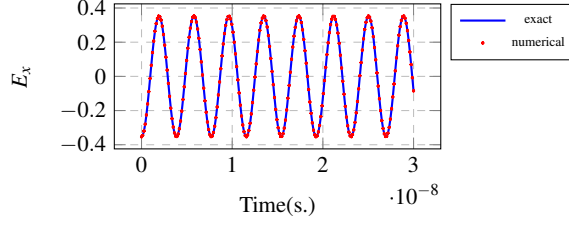


Fig. 2 Time evolution of the L^2 -norm of the error for \mathbb{P}_4

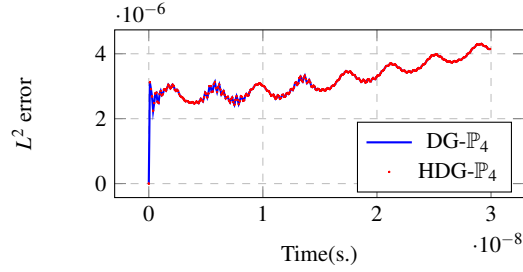
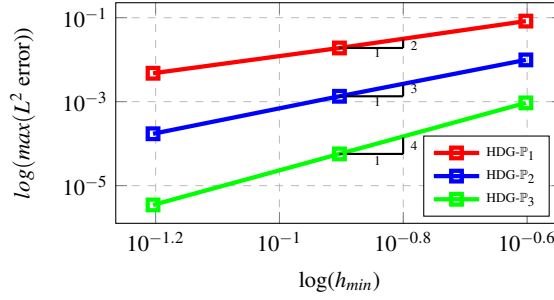


Fig. 3 Numerical convergence order of the time explicit HDG method for $\tau = 1$.



Now, we keep the same case than previously and we assess the behavior of the HDG method for various values of the penalization parameter τ . We observe that the time evolution of the electromagnetic energy for any order of interpolation, for different values of the parameter $\tau \neq 1$ and when the Δt used is fixed to the values defined in Table 1, the energy increases in time. In fact, It is necessary to decrease the Δt max for each value of τ to assure the stability (see Table 2 & Figure 4). For this example, the optimal cost will be for the parameter $\tau = 1$ (having the same cost as an upwind flux for a DG method) otherwise we will spend more time to finish our simulation. On Figure 5, we show the time evolution of the L^2 -error for several values of τ with respect to the maximal time step for the considered parameters. In addition, Table 3 sums up numerical results in term of maximum L^2 errors and convergence rates. It appears that the order of convergence is not affected when the stabilization parameter is varied from 1 (with their associated CFL conditions).

Table 2: Numerically obtained values of the CFL number as a function of the stabilization parameter τ for a \mathbb{P}_1 interpolation.

τ	0.1	1.0	2.0	5.0	10.0
$\Delta t \text{ max (s.)}$	0.31×10^{-10}	3.2×10^{-10}	1.7×10^{-10}	0.66×10^{-10}	0.32×10^{-10}

Fig. 4 Variation of the $\Delta t \text{ max}$ as a function of τ

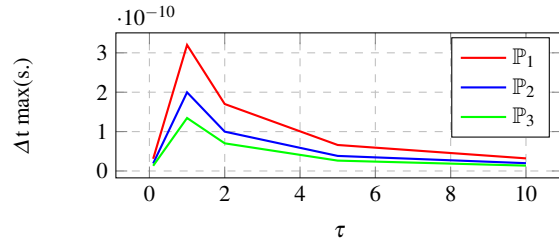


Fig. 5 Time evolution of the L^2 -error as a function of τ with a \mathbb{P}_3 interpolation.

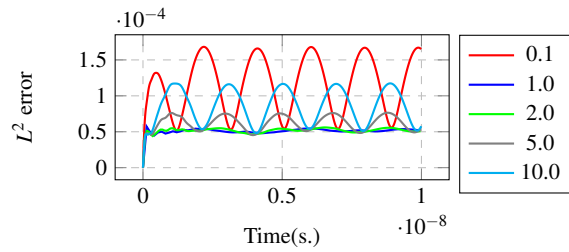


Table 3: Maximum L2-errors and convergence orders.

$1/h$	$\tau = 1.0$					
	$\mathbb{P}_1, \Delta t = 0.16 \times 10^{-09}$		$\mathbb{P}_2, \Delta t = 0.99 \times 10^{-10}$		$\mathbb{P}_3, \Delta t = 0.66 \times 10^{-10}$	
1/4	8.29e-02	-	9.87e-03	-	9.34e-04	-
1/8	1.90e-02	2.13	1.34e-03	2.88	5.68e-05	4.04
1/16	4.74e-03	2.00	1.72e-04	2.97	3.46e-06	4.04
$1/h$	$\tau = 0.1$					
	$\mathbb{P}_1, \Delta t = 0.16 \times 10^{-10}$		$\mathbb{P}_2, \Delta t = 0.96 \times 10^{-11}$		$\mathbb{P}_3, \Delta t = 0.66 \times 10^{-11}$	
1/4	2.14e-01	-	1.78e-02	-	2.19e-03	-
1/8	5.46e-02	1.97	2.85e-03	2.65	1.68e-04	3.70
1/16	1.18e-02	2.21	4.06e-04	2.81	1.14e-05	3.88
$1/h$	$\tau = 10.0$					
	$\mathbb{P}_1, \Delta t = 0.16 \times 10^{-10}$		$\mathbb{P}_2, \Delta t = 0.96 \times 10^{-11}$		$\mathbb{P}_3, \Delta t = 0.68 \times 10^{-11}$	
1/4	1.74e-01	-	1.53e-02	-	1.68e-03	-
1/8	4.24e-02	2.04	2.23e-03	2.76	1.17e-04	3.84
1/16	9.4e-03	2.16	3.10e-04	2.87	7.81e-06	3.91

5 Local postprocessing

We define here, following the ideas of the local postprocessing developed in [1], new approximations for electric and magnetic field and expect that both \mathbf{E}_h^{n*} and \mathbf{H}_h^{n*} converge with order $k+1$ in the $H^{curl}(\mathcal{T}_h)$ -norm, whereas \mathbf{E}_h^n and \mathbf{H}_h^n converge with order k in the $H^{curl}(\mathcal{T}_h)$ -norm. To postprocess E_h^{n*} we first compute an approximation $(\mathbf{p}_{1,h}^n, \mathbf{p}_{2,h}^n) \in \mathbf{V}(K) \times \mathbf{V}(K)$ to the curl of \mathbf{E} , $\mathbf{p}_1(t^n) = \nabla \times \mathbf{E}(t^n)$ and the curl of \mathbf{H} , $\mathbf{p}_2(t^n) = \nabla \times \mathbf{H}(t^n)$ by locally solving the below system

$$(\mathbf{p}_{1,h}^n, \mathbf{v})_K = (\mathbf{E}_h^n, \nabla \times \mathbf{v})_K - \langle \hat{\mathbf{E}}_h^{t,n}, \mathbf{n} \times \mathbf{v} \rangle_{\partial K} \quad \forall \mathbf{v} \in \mathbf{V}(K)$$

and,

$$(\mathbf{p}_{2,h}^n, \mathbf{v})_K = (\mathbf{H}_h^n, \nabla \times \mathbf{v})_K - \langle \hat{\mathbf{H}}_h^{t,n}, \mathbf{n} \times \mathbf{v} \rangle_{\partial K} \quad \forall \mathbf{v} \in \mathbf{V}(K)$$

We then find $(\mathbf{E}_h^{n*}, \mathbf{H}_h^{n*}) \in [\mathcal{P}_{k+1}(K)]^3 \times [\mathcal{P}_{k+1}(K)]^3$ such that

$$\begin{cases} (\nabla \times \mathbf{E}_h^{n*}, \nabla \times \mathbf{W})_K = (\mathbf{p}_{1,h}^n, \nabla \times \mathbf{W})_K, & \forall \mathbf{W} \in [\mathcal{P}_{k+1}(K)]^3, \\ (\mathbf{E}_h^{n*}, \nabla Y)_K = (\mathbf{E}_h^n, \nabla Y)_K & \forall Y \in \mathcal{P}_{k+2}(K) \end{cases}$$

and,

$$\begin{cases} (\nabla \times \mathbf{H}_h^{n*}, \nabla \times \mathbf{W})_K = (\mathbf{p}_{2,h}^n, \nabla \times \mathbf{W})_K, & \forall \mathbf{W} \in [\mathcal{P}_{k+1}(K)]^3, \\ (\mathbf{H}_h^{n*}, \nabla Y)_K = (\mathbf{H}_h^n, \nabla Y)_K & \forall Y \in \mathcal{P}_{k+2}(K) \end{cases}$$

It is important to point out that we can compute \mathbf{E}_h^{n*} and \mathbf{H}_h^{n*} at any time step without advancing in time. Hence, the local postprocessing can be performed whenever we need higher accuracy at particular time steps. Numerical results given in Table 4 shows that a second order convergence rate is obtained for the post-processed solution.

Table 4: Errors and orders of convergence before and after postprocessing

P_k	$1/h$	$\tau = 1.0$			
		$\ E - E_h\ _{H^{curl}}$ Error	order	$\ E - E_h^*\ _{H^{curl}}$ Error	order
P_1	1/4	9.30e-01	-	6.83e-01	-
	1/6	5.84e-01	1.14	3.10e-01	1.95
	1/8	4.34e-01	1.03	1.67e-01	2.15
P_2	1/4	1.67e-01	-	4.28e-02	-
	1/6	7.46e-02	1.98	1.19e-02	3.16
	1/8	4.29e-02	1.92	4.90e-03	3.06
P_3	1/4	2.30e-02	-	5.00e-03	-
	1/6	7.10e-03	2.90	1.10e-03	3.79
	1/8	3.00e-03	2.99	3.58e-04	3.84

6 Conclusion

In this paper we have presented an explicit HDG method to solve the system of Maxwell equations in 3D. The next step is to couple explicit and implicit HDG methods to treat the case of a locally refined mesh.

References

1. Abgrall, Rémi and Shu, Chi-Wang: Handbook of numerical methods for hyperbolic problems. Elsevier/North-Holland, Amsterdam **17**, 190–194 (2016)
2. Alexandra Christophe and Stéphane Descombes and Stéphane Lanteri: An implicit hybridized discontinuous Galerkin method for the 3D time-domain Maxwell equations. Applied Mathematics and Computation, Elsevier, 395–408 (2018)
3. B. Cockburn and J. Gopalakrishnan and R. Lazarov: Unified hybridization of discontinuous Galerkin, mixed, and continuous Galerkin methods for second order elliptic problems. SIAM J. Numer. Anal. **47**, 1319–1365 (2009)
4. M.H. Carpenter and C.A. Kennedy: Fourth-order 2N-storage Runge-Kutta schemes. NASA. (1994)
5. S. Descombes and S. Lanteri and L. Moya: Locally implicit discontinuous Galerkin time domain method for electromagnetic wave propagation in dispersive media applied to numerical dosimetry in biological tissues. SIAM J. Sci. Comput. **38**, A2611–A2633 (2016)
6. M. Hochbruck and A. Sturm: Error analysis of a second-order locally implicit method for linear Maxwell’s equations. SIAM Journal on Numerical Analysis. **54**, 3167–3191 (2016)
7. J.S. Hesthaven and T. Warburton: Nodal high-order methods on unstructured grids. I. Time-domain solution of Maxwell’s equations. Int. J. Num. Meth. Engrg. **181**, 186–221 (2002)
8. M. Kronbichler and S. Schoeder and C. Müller and W.A. Wall: Comparison of implicit and explicit hybridizable discontinuous Galerkin methods for the acoustic wave equation. Int. J. Num. Meth. Engrg. **270**, 330–342 (2014)
9. L. Li and S. Lanteri and R. Perrussel: Numerical investigation of a high order hybridizable discontinuous Galerkin method for 2d time-harmonic Maxwell’s equations. COMPEL. **2**, 1112–1138 (2013)
10. L. Li and S. Lanteri and R. Perrussel: A hybridizable discontinuous Galerkin method combined to a Schwarz algorithm for the solution of 3d time-harmonic Maxwell’s equations. J. Comput. Phys. **256**, 563–581 (2014)
11. L. Moya: Temporal convergence of a locally implicit discontinuous Galerkin method for Maxwell’s equations. ESAIM Math. Model. Numer. Anal. (M2AN). **46**, 1225–1246 (2012)
12. L. Moya and S. Descombes and S. Lanteri: Locally implicit time integration strategies in a discontinuous Galerkin method for Maxwell’s equations. J. Sci. Comp. **56**, 190–218 (2013)
13. N.C. Nguyen and J. Peraire and B. Cockburn: ybridizable discontinuous Galerkin methods for the time-harmonic Maxwell’s equations. J. Comput. Phys. **231**, 7151–7175 (2011)
14. N.C. Nguyen and J. Peraire: Hybridizable discontinuous Galerkin methods for partial differential equations in continuum mechanics. J. Comput. Phys. **231**, 5955–5988 (2012)
15. M. Stanglmeier and N.C. Nguyen and J. Peraire and B. Cockburn: An explicit hybridizable discontinuous Galerkin method for the acoustic wave equation. Comput. Meth. App. Mech. Engrg. **300**, 748–769 (2016)
16. J. G. Verwer: Component splitting for semi-discrete Maxwell equations. BIT. Numerical Mathematics. **51**, 427–445 (2011)