



HAL
open science

Informing climate investment priorities for Coastal Populations

Adrien Comte, Linwood Linwood H. Pendleton, Emmanuelle Quill rou, Denis Bailly

► **To cite this version:**

Adrien Comte, Linwood Linwood H. Pendleton, Emmanuelle Quill rou, Denis Bailly. Informing climate investment priorities for Coastal Populations. Scientific Notes of the Ocean & Climate Platform, 2015. hal-01954805

HAL Id: hal-01954805

<https://hal.science/hal-01954805v1>

Submitted on 20 Feb 2019

HAL is a multi-disciplinary open access archive for the deposit and dissemination of scientific research documents, whether they are published or not. The documents may come from teaching and research institutions in France or abroad, or from public or private research centers.

L'archive ouverte pluridisciplinaire **HAL**, est destin e au d p t et   la diffusion de documents scientifiques de niveau recherche, publi s ou non,  manant des  tablissements d'enseignement et de recherche fran ais ou  trangers, des laboratoires publics ou priv s.



Informing Climate Investment Priorities for Coastal Populations

Adrien Comte,
Linwood Pendleton,
Emmanuelle Quill rou,
Denis Bailly

Since the 1990s, the Intergovernmental Panel on Climate Change (IPCC) has used global level analyses of vulnerability to inform investment and action against the effects of climate change. Beyond the IPCC, the practice has been used widely to understand the vulnerability of coastal areas to a variety of hazards, including climate change. These analyses, however, have been driven by objectives that change from one assessment to the next, with very different conceptualisations of vulnerability. Over time these analyses have become increasingly data intensive and complex, drawing from an ever-expanding number of indicators. Such variations in objectives, conceptualisations and data have led to different and often contradictory rankings of priority areas for climate change action. The increased complexity makes it more difficult to disentangle the root causes of these different rankings and the degree to which climate change influences vulnerability rankings, compared to other factors such as local environment factors and the adaptive capacity of populations to deal with environmental change. If these global indicator analyses were deconstructed, climate decision-makers could use them as scoping studies rather than expect them to provide comprehensive and robust priorities for investment. Such scoping studies, if they are to be truly useful to climate decision-makers, need to be simplified and harmonised to isolate climate change specific drivers. They can help target the locations for more in-depth local level analyses and should be supplemented by global level analyses of costs of climate action including technical, social and economic factors.



THE NEED FOR GLOBAL LEVEL ANALYSES TO IDENTIFY CLIMATE CHANGE IMPACTS ON COASTAL POPULATIONS AND THEIR LIVELIHOODS FOR INFORMED ACTION

More frequent extreme weather events such as 2005 hurricane Katrina in the USA and 2013 typhoon Haiyan (Yolanda) in the Philippines provide a preview of the kind of disasters that may accompany climate change and the need to identify areas at particular risk to mitigate their impact. Other long-term changes, such as sea-level rise, ocean acidification, and changes in sea surface temperature are expected to put millions of people and billions of dollars' worth of infrastructure at risk (Hoegh-Guldberg *et al.*, 2014; Ocean and Climate, 2015). Article 4.4 of the United Nations Framework Convention on Climate Change (UNFCCC) states that developed countries shall "(...) assist the developing country parties that are particularly **vulnerable** to the adverse effects of climate change in meeting costs of adaptation to those adverse effects" (emphasis added) (United Nations, 1992). In addition, international development targets such as the Millennium Development Goals (MDGs) and the Sustainable Development Goals (SDGs) have created a demand for scientific assessments at the global level that can help inform climate and development investment and action.

Global level indicator-based vulnerability analyses have become very popular as a tool to identify "developing country parties that are particularly vulnerable to the adverse effects of climate change" who will receive help from less vulnerable countries, in the form of financial transfers to "(meet the) costs of adaptation to those adverse effects" (United Nations, 1992). The Intergovernmental Panel on Climate Change (IPCC) was an early adopter of global level indicator-based vulnerability analyses in order to identify more vulnerable places in particular need of assistance to combat climate change.

In practice, though, indicator-based vulnerability analyses have faced challenges when applied at a global level. Hinkel (2011) argues that vulnerability analysis was originally designed and is best suited for application at the local level and not the global level. Indicator-based vulnerability analyses at the global level continue to be subject to much debate within the research community. There is no agreed upon approach to global indicator-based vulnerability analysis which has resulted in a variety of applications, even for those focused specifically on marine and coastal applications, and a drive for such analyses to become more data intensive and "comprehensive" over time. While all global vulnerability analyses contain useful data, the assumptions and final scores used for prioritising countries produced by such analyses are difficult to use to understand climate vulnerability and thus opportunities for climate-related investment.

The challenges that confront the global level application of vulnerability analyses for use in targeting climate-related investment include:

- a lack of harmonised conceptualisation of vulnerability and associated concepts, in particular impact and adaptive capacity,
- added to an ever expanding number of variables used for such analyses, many of which are not available reliably at the global level, resulting in increased complexity of analysis and combination of very different metrics together which make it difficult to isolate climate impacts on populations from other factors,
- a lack of consideration of the costs of action in addition to climate vulnerability and impacts.

If they are to be useful to decision-makers who are focused on issues of climate change, current global level analyses should not be designed and applied as comprehensive studies but rather as scoping studies that focus clearly on the basic pathways that link climate change to impacts on people, without extending the analysis to determine overall vulnerability which is context specific. These global level "impact analyses" then could be supplemented by more

refined local level analyses and analyses of costs of action to provide information useful to climate action and investment from the global down to the local level (an example at the local level is the cost effectiveness analysis by Ramirez *et al.*, forthcoming).

CONTRASTED CONCEPTUALISATIONS OF VULNERABILITY AND ASSOCIATED CONCEPTS

Vulnerability is a concept that is intuitively understandable and simple, allowing for integration of physical, ecological, and human impacts of climate change. The concept emerged in relation to disaster management at the local level (e.g. Weichselgartner, 2001) and has evolved over time to be used by interdisciplinary research on a number of topics including climate change (Turner *et al.*, 2003). However, the vulnerability concept lacks harmonised definition and measurement for consistent practical applications (Adger, 2006), which means it is difficult to choose among competing approaches or to understand their differences.

The lack of a harmonised definition for vulnerability can be best illustrated through the evolution of the framework used by the

IPCC for vulnerability analyses at the global level between 2001 and 2014 (Figure 1a,b). In the Third Assessment Report, vulnerability was defined as “a function of the character, magnitude and rate of climate variation to which a system is exposed, its sensitivity and its adaptive capacity” (Schneider and Sarukhan, 2001, p.90, Figure 1a). In the Fifth Assessment Report, the definition of vulnerability changes to “the propensity or predisposition to be adversely affected. Vulnerability encompasses a variety of concepts and elements including sensitivity or susceptibility to harm and lack of capacity to cope and adapt” (Oppenheimer *et al.*, 2014, p.1046, Figure 1b). The concept is also applied from a variety of perspectives in the IPCC reports (vulnerability of ecosystems, populations, the economy) potentially adding to possible confusion over the message conveyed.

Even though conceptualisations differ for the definition of vulnerability, the core of the vulnerability framework remains relatively unchanged and can be boiled down to its components of hazard, exposure, sensitivity, adaptive capacity and vulnerability (Figure 2, see Schneider and Sarukhan, 2001 and Ionescu *et al.*, 2009 for more information). Key differences between the frameworks lie in the way the relationship between vulnerability and the other factors is formalised, and the feedbacks and actions that influence and are influenced by vulnerability - namely adaptation, mitigation,

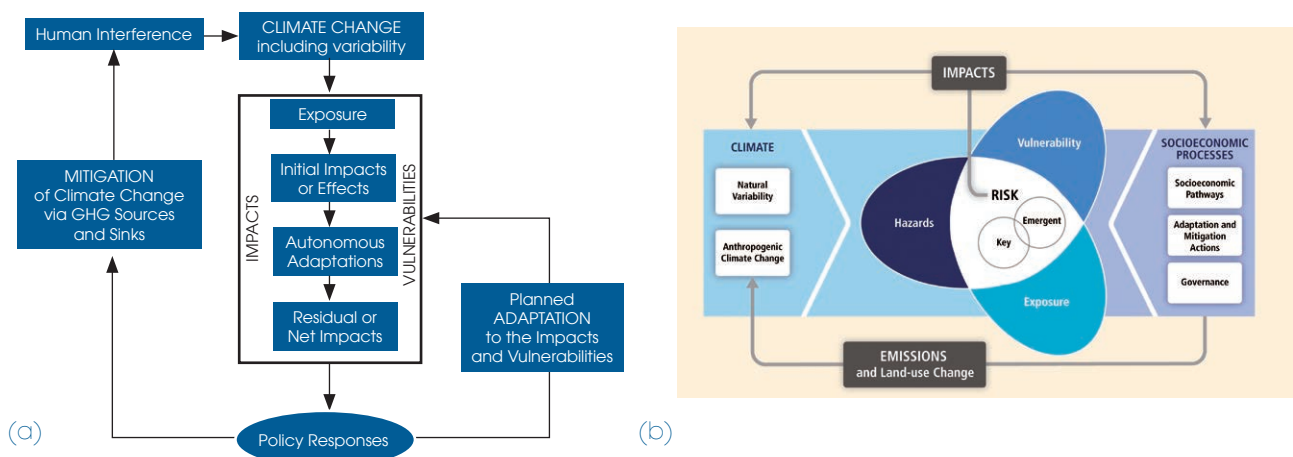


Fig. 1 — 2001 and 2014 conceptual frameworks used by the IPCC for vulnerability analyses. Sources: (a) Places of adaptation in the climate change issue (Schneider and Sarukhan, 2001, p.90) (b) Schematic of the interaction among the physical climate system, exposure, and vulnerability producing risk (Oppenheimer *et al.*, 2014, p.1046).

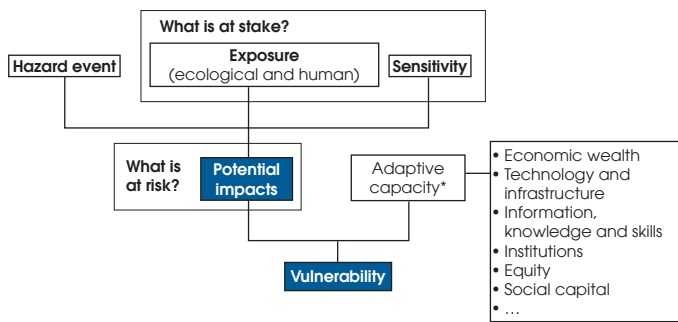


Fig.2 — Contributing factors to potential impacts and vulnerability (adapted from Schneider and Sarukhan, 2001 and Ionescu et al., 2009). Non bold: (Descriptive) factors contributing to vulnerability; bold: predictive and speculative outcomes; * Adaptive capacity tends to be the most context specific.

and governance. This flexibility in the framework makes the vulnerability concept well suited to analysis at the local level, where more context-specific information is available (Hinkel, 2011). It makes however the concept more difficult to use at the global level in a consistent way, which would require more of a ‘blueprint’ approach to be a comparative guide to investment across different types of risks and social contexts.

A number of global indicator analyses, applied to marine resources, have been conducted by academics (e.g. Allison *et al.*, 2009; Barange *et al.*, 2014; Cooley *et al.*, 2012, Hughes *et al.*, 2012; Halpern *et al.*, 2012) and NGOs (Burke *et al.*, 2011; Beck, 2014; Harrould-Kolieb *et al.*, 2009, Huelsenbeck 2012) to assess ocean health and the specific risks faced by coral reefs and the people that depend upon them. Each has appropriated and redefined the core concepts of the approach differently. Even when definitions are common, the indicators and corresponding datasets used to measure hazard, exposure, sensitivity, adaptive capacity as well as the formulae used to calculate vulnerability itself vary across these studies, mostly in relation to available data and specific focus of these studies.

Lack of agreed definition and measure of vulnerability, ambiguous use of the concept for multiple perspectives (what/who is vulnerable to what changes), have partly impaired the

establishment of global analyses that help set up clear priorities for climate investment and action.

WHAT DO GLOBAL VULNERABILITY ANALYSES ACTUALLY REVEAL: UNDERSTANDING CONFLICTING VULNERABILITY RANKINGS FROM CLIMATE CHANGE IMPACTS ON COASTAL HUMAN POPULATIONS

Conceptual differences and different indicators used in global analyses of coastal and marine risks have led to very different rankings of priorities for countries at risk. Table 1 shows a large number of different countries that appear in the top 10 in terms of vulnerability or poor ocean health. Of these, 35 appear in the top 10 of only one of the reports.

In an effort to be more comprehensive and to reflect the different abilities of coastal populations to deal with climate change, recent indicator-based global level analyses include coping and adaptive capacities. All but one of these studies includes measures of capacity (Harrould-Kolieb *et al.*, 2009). There are two immediate consequences of the use of capacity measures in these analyses. First, developed countries that face large potential impacts from climate change never rank high – even though the value of needed climate-change related investment may be extremely large. Second, it becomes difficult to know, using final scores alone, whether a high indicator score is due to vulnerability caused by climate change or inherent vulnerabilities caused by demographic, political, and social factors. Some empirical work suggests that global adaptive capacity indicators can be identified (Brooks *et al.*, 2005) but they so far reflect generic issues such as education and poverty that may be very important for development and well-being but not necessarily for dealing with sectoral impacts of climate change (Hughes *et al.*, 2012).



A TWO-TIERED APPROACH FOR GLOBAL ANALYSIS TO INFORM CLIMATE INVESTMENT AND ACTION

To avoid the challenges described above and to move towards a more transparent approach to global indicator analyses that can be used to identify climate action, we need a simplification and harmonisation of analyses to understand the impacts of climate change, and global environmental change, at the global level for coastal human populations.

Specifically, we suggest a two-tiered approach for classifying existing studies to better identify common elements, and guide further global analysis (Figure 3):

1. GLOBAL LEVEL IMPACT ANALYSES (first tier): At the global level, we should focus on **simplified and more standardised** scoping analyses for which good global data are available. These simpler approaches should link climate change directly to impact, be limited to impacts, and not include measures of adaptive capacity so as to clearly separate development issues from threats driven by climate change. A focus on global-level impact analyses can help identify countries where:

- a. climate action may be warranted (mitigation, adaptation or other),
- b. additional, finer scaled vulnerability analysis may provide crucial information to set up appropriate policy action, and
- c. monitoring and science may yield socially relevant results.

The scores used to rank countries could be presented by impact or as a summary measure of how high-ranked countries scored across the impacts considered. Global-level scoping analyses based on impacts are meant to guide more refined and more data-intensive local level analyses, but do not aim to replace such local level analyses. Ideally, such analyses are accompanied by a global scale analysis of technical, economic and social costs of action for comparison to potential benefits from impact mitigation and adaptation.

2. LOCAL LEVEL ANALYSES (second tier): The global scoping analyses will identify places where more thorough, and more **comprehensive local level analyses** can be used to identify concrete investment actions and the degree to which these places are vulnerable to climate change. At the local level, more refined, data-intensive analysis can be used to better understand local impacts of global and local changes and be-

Rank	Reef at risk revisited (Burke et al., 2011)	Coasts at risk (Beck, 2014)	Allison et al., 2009	Ocean Health Index (Halpern et al., 2014)	Oceana (Harrould-Kolleb et al., 2009)	Oceana (Huelsenbeck, 2012)
1	Comoros	Antigua-and-Barbuda	Angola	Saint-Vincent-and-Grenadines	Japan	Comoros
2	Fiji	Tonga	RD Congo	Haiti	France	Togo
3	Grenada	Saint-Kitts-and-Nevis	Russian Federation	Ivory Coast	United Kingdom	Cook Islands
4	Haiti	Vanuatu	Mauritania	Sierra Leone	Netherlands	Kiribati
5	Indonesia	Fiji	Senegal	Nicaragua	Australia	Erythrea
6	Kiribati	Brunei Darussalam	Mali	Libya	New Zealand	Mozambique
7	Philippines	Bangladesh	Sierra Leone	RD Congo	Philippines	Madagascar
8	Tanzania	Philippines	Mozambique	East Timor	United States	Pakistan
9	Vanuatu	Seychelles	Niger	Dominica	Malaysia	Sierra Leone
10		Kiribati	Peru	Liberia	Indonesia	Thailand

Table 1 — Examples of rankings for coastal communities at risk from climate change. In bold, countries found in the top 10 of only one of the reports.

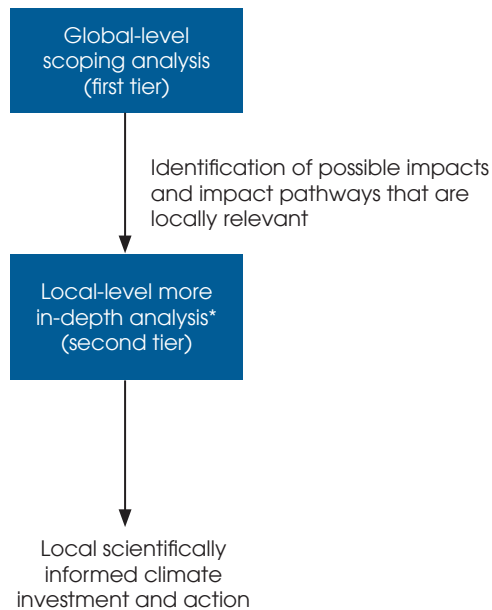


Fig.3 — Stratégie à deux niveaux pour l'analyse scientifique et l'action informée (*comprend l'étude et le suivi de la vulnérabilité).

haviours. Such analyses would include, but not be limited to, vulnerability analyses, and would help identify key environmental and ecological factors affecting human dependencies which are most impacted by climate change. There already exists a number of relevant local level analyses which have been successfully applied in developed and developing countries that could be better used to understand climate impacts and actions (e.g. Cinner *et al.*, 2012; Ekstrom *et al.*, 2015; Yusuf and Francisco, 2010; Arias *et al.*, forthcoming; Sajise *et al.*, forthcoming).

This two-tiered approach is a pragmatic way to make the most of available data, approaches and scientific methods to undertake meaningful analyses that can guide climate action and help prioritise efforts where most urgently needed. It also helps provide a global-level, transparent framework while keeping local flexibility for climate investment and action from the global down to the local level. Like vulnerability analysis, the approach combines natural and social sciences to understand the potential impacts on people of climate change, but it does so at levels that better match the social science concepts to the scale at which

relevant data are available. The first tier allows for meaningful policy recommendations at the global level, while the second tier provides the needed flexibility in relation to changing spatial and human contexts.

Such a two-tiered approach still requires continued improvements in the quality and quantity of natural and social science data. While natural science data regarding climate, oceanography, corals and fisheries continues to improve, human data lag behind, especially data about local fisheries, tourism and the built environment.

CONCLUSION

The first tier of the two-tiered approach could be useful to identify all countries that are likely to experience large direct or indirect impacts from climate change. If applied to a pool of recipient countries alone (*i.e.* developing countries under Article 4.4 of the UNFCCC receiving international transfers), such a tier could be used to identify places where foreign assistance to meeting the costs of adaptation under the UNFCCC may be most useful. The second tier could be used by developed and developing countries alike to inform more fine-tuned context-appropriate investment within countries, and not just international transfers. This second tier can consider different types of action, including climate change action but not exclusively, and different investment options into mitigation, adaptation and science.

In addition to the two tiers proposed here, we also urge a parallel but separate global scale analysis of costs of action including technical, social and economic factors is conducted. The combination of the two-tiered approach and global scale analysis of costs of action should provide necessary information for informed climate investment and action.



REFERENCES

- ADGER W.N., 2006 – *Vulnerability*. *Global Environmental Change*, 16 (3): 268-281.
- ALLISON E.H., PERRY A.L., BADJECK M.-C., ADGER W. N., BROWN K., CONWAY D., HALLS A.S., PILLING G.M., REYNOLDS J.D., ANDREW N.L. and DULVY N.K., 2009 – *Vulnerability of National Economies to the Impacts of Climate Change on Fisheries*. *Fish and Fisheries*, 10 (2): 173-196.
- ARIAS J.K.B, PEREZ M.L., SAJISE A.J.U, RAMIREZ P.J.B., PURNOMO A.H., DIPASUPIL S.R., REGONIEL P.A., NGUYEN K.A.T. and ZAMORA G.J. – *Household Vulnerability and Impacts of Climate Hazards in Coastal Communities in Southeast Asia*. EEPSEA publication, en cours de publication.
- BARANGE M., MERINO G., BLANCHARD J.L., SCHOLTENS J., HARLE J., ALLISON E.H., ALLEN J.I., HOLT J. and JENNINGS S., 2014 – *Impacts of Climate Change on Marine Ecosystem Production in Societies Dependent on Fisheries*. *Nature Climate Change*, 4: 211-216.
- BECK M. W. (ed.), 2014 – *Coasts at Risk: An Assessment of Coastal Risks and the Role of Environmental Solutions*. A joint publication of United Nations University - Institute for Environment and Human Security (UNU-EHS), The Nature Conservancy (TNC) and the Coastal Resources Center (CRC) at the University of Rhode Island Graduate School of Oceanography, http://www.crc.uri.edu/download/SUC09_CoastsatRisk.pdf, 85 pages.
- BROOKS N., ADGER W.N. and KELLY P.M., 2005 – *The Determinants of Vulnerability and Adaptive Capacity at the National Level and the Implications for Adaptation*. *Global Environmental Change*, 15 (2): 151 – 163.
- BURKE L., REYTAR K., SPALDING M. and PERRY A., 2011 – *Reefs at Risk Revisited*. World Resources Institute (WRI), 130 pages.
- CINNER J. E., McCLANAHAN T. R., GRAHAM N. A. J., DAW T. M., MAINA J., STEAD S. M., WAMUKOTA A., BROWN K. and BODIN Ö., 2012 – *Vulnerability of Coastal Communities to Key Impacts of Climate Change on Coral Reef Fisheries*. *Global Environmental Change*, 22 (1), 12 – 20.
- COOLEY S.R, LUCEY N., KITE-POWELL H. and DONEY S.C., 2012 – *Nutrition and Income from Molluscs Today Imply Vulnerability to Ocean Acidification Tomorrow*. *Fish and Fisheries*, 13 (2), 182 – 215.
- EKSTROM J. A., SUATONI L., COOLEY S. R., PENDLETON L. H., WALDBUSSER G. G., CINNER J. E., RITTER J., LANGDON C., VAN HOOIDONK R., GLEDHILL D., WELLMAN K., BECK M.W., BRANDER L.M., RITTSCHOF D., DOHERTY C., EDWARDS P.E.T. and PORTELA R., 2015 – *Vulnerability and Adaptation of us Shellfisheries to Ocean Acidification*. *Nature Publishing Group*, 5 (3), 207 – 214.
- HALPERN B.S., LONGO C., HARDY D., MCLEOD K.L., SAMHOURI J.F., KATONA S.K., KLEISNER K., LESTER S.E., O'LEARY J., RANELLETTI M., ROSENBERG A.A., SCARBOROUGH C., SELIG E.R., BEST B.D., BRUMBAUGH D.R., CHAPIN F.S., CROWDER L.B., DALY K.L., DONEY S.C., ELFES C., FOGARTY M.J., GAINES S.D., JACOBSEN K.I., KARRER L.B., LESLIE H.M., NEELEY E., PAULY D., POLASKY S., RIS B., ST MARTIN K., STONE G.S., SUMAILA U.R. and ZELLER D., 2012 – *An Index to Assess the Health and Benefits of the Global Ocean*. *Nature*, 488: 615-620.
- HARROULD-KOLIEB E., HIRSHFIELD M. and BROSIUS A., 2009 – *Major Emitters Among Hardest Hit by Ocean Acidification*. *Oceana*.
- HINKEL J., 2011 – *“Indicators of vulnerability and adaptive capacity”: Towards a clarification of the science – policy interface*. *Global Environmental Change*, 21 (1): 198 – 208.
- HOEGH-GULDBERG O., CAI R., POLOCZANSKA E.S., BREWER P.G., SUNDBY S., HILMI K., FABRY V.J. and JUNG S., 2014 – *The Ocean*. In: *Climate Change 2014: Impacts, Adaptation, and Vulnerability*. Part A: Global and Sectoral Aspects. Contribution of Working Group II to the Fifth Assessment Report of the Intergovernmental Panel on Climate Change (FIELD C.B., BARROS V.R., DOKKEN D.J., MACH K.J., MASTRANDREA M.D., BILIR T.E., CHATTERJEE M., EBI K.L., ESTRADA Y.O., GENOVA R.C., GIRMA B., KISSEL E.S., LEVY A.N., MACCRACKEN S., MASTRANDREA P.R. and WHITE L.L. (eds.)). Cambridge University Press, Cambridge, United Kingdom and New York, NY, USA, pp. 1655-1731.
- HUELSENBECK M., 2012 – *Ocean-Based Food Security Threatened in a High CO₂ World*. *Oceana*, http://oceanacidification.co.uk/pdf/1acid_final_091812-pdf.pdf, 16 pages.
- HUGHES S., YAU A., MAX L., PETROVIC N., DAVENPORT F., MARSHALL M., McCLANAHAN T.R., ALLISON E.H. and CINNER J.E., 2012 – *A Framework to Assess National Level Vulnerability from The Perspective of Food Security: the Case of Coral Reef Fisheries*. *Environmental Science & Policy*, 23: 95 – 108.



- IONESCU C., KLEIN R.J.T., HINKEL J., KAVI KUMAR K.S. and KLEIN R., 2009 – *Towards a Formal Framework of Vulnerability to Climate Change*. Environmental Modeling & Assessment, 14: 1-16.
- NATIONS UNIES, 1992 – *The United Nations Framework Convention on Climate Change (UNFCCC)*.
- OCÉAN ET CLIMAT, 2015 – *Fiches scientifiques*. www.ocean-climate.org.
- OPPENHEIMER M., CAMPOS M., WARREN R., BIRKMANN J., LUBER G., O'NEILL B. and TAKAHASHI K., 2014 – *Emergent risks and key vulnerabilities*. In: *Climate Change 2014: Impacts, Adaptation, and Vulnerability*. Part A: Global and Sectoral Aspects. Contribution of Working Group II to the Fifth Assessment Report of the Intergovernmental Panel on Climate Change (FIELD C.B., BARROS V.R., DOKKEN D.J., MACH K.J., MASTRANDREA M.D., BILIR T.E., CHATTERJEE M., EBI K.L., ESTRADA Y.O., GENOVA R.C., GIRMA B., KISSEL E.S., LEVY A.N., MACCRACKEN S., MASTRANDREA P.R., and WHITE L.L. (eds.)). Cambridge University Press, Cambridge, United Kingdom and New York, NY, USA, pp. 1039-1099.
- RAMIREZ P.J.B., PEREZ M.L., ARIAS J.K.B, SAJISE A.J.U, PURNOMO A.H., DIPASUPIL S.R., REGONIEL P.A., NGUYEN K.A.T. and ZAMORA G.J., in press – *Cost Effectiveness Analysis of Public Adaptation Options in Coastal Communities in Southeast Asia*. EEPSEA publication.
- SAJISE A.J.U., PEREZ M.L., ARIAS J.K.B, RAMIREZ P.J.B., PURNOMO A.H., DIPASUPIL S.R., REGONIEL P.A., NGUYEN K.A.T. and ZAMORA G.J. – *Determinants of Autonomous Adaptive Behavior in Coastal Communities in Southeast Asia*. EEPSEA publication, en cours de publication.
- SCHNEIDER S. and SARUKHAN J., 2001 – *Overview of Impacts, Adaptation, and Vulnerability to Climate Change*. In *Climate Change 2001: Working Group II: Impacts, Adaptation and Vulnerability*. www.grida.no/publications/other/ipcc_tar/, 30 pages.
- TURNER B. L. II, KASPERSON R.E., MATSON P.A., MCCARTHY J.J., CORELL R.W., CHRISTENSEN L., ECKLEY N., KASPERSON J.X., LUERS A., Martello M.L., POLSKY C., PULSIPHER A. and SCHILLER A., 2003 – *A framework for vulnerability analysis in sustainability science*. Proceedings of the National Academy of Sciences, 100 (14): 8074 – 8079.
- WEICHSELGARTNER J., 2001 – *Disaster Mitigation: the Concept of Vulnerability Revisited*. Disaster Prevention and Management: An International Journal, 10 (2): 85-95.
- YUSUF A.A. and FRANCISCO H., 2010 – *Hotspots! Mapping Climate Change Vulnerability in Southeast Asia*. Economy and Environment Program for Southeast Asia. http://www.eepsea.org/pub/book/Coffee_Book_Final_29Sep10.pdf.

Ocean and Climate Platform

Involving the Ocean in the debate on Climate Change

Launched at UNESCO in June 2014, the Ocean and Climate platform is a multi-stakeholder structure including members of the scientific community, non-profit organizations and business organizations that are all concerned about the ocean. It aims to place the ocean at the heart of international climate change debates, particularly at the *Paris Climate 2015* conference.

The Scientific Committee of the Platform is comprised of world-renowned scientists in the fields of oceanography, biodiversity and ecology of the marine environment, but also from social and economic sciences related to the ocean. The texts included here represent an initial synthesis on the key points of ocean and climate issues. They form an essential scientific basis for all, from citizens to decision makers who are implicated in the negotiations and decisions taken within the United Nations Framework Convention on Climate Change, particularly during the COP 21 in Paris in December 2015.



ocean-climate.org