



HAL
open science

Faecal indicator bacteria in combined sewer overflows and in the Seine River.

Claire Thériat, Françoise S. Lucas, Ludivine Lesage, Vincent Rocher,
Alexandre Goncalves, Pierre Servais, Jean-Marie Mouchel

► **To cite this version:**

Claire Thériat, Françoise S. Lucas, Ludivine Lesage, Vincent Rocher, Alexandre Goncalves, et al..
Faecal indicator bacteria in combined sewer overflows and in the Seine River.. 13th Symposium of
Aquatic Microbial Ecology (SAME13), Sep 2013, Stresa, Italy. . hal-01944232

HAL Id: hal-01944232

<https://hal.science/hal-01944232v1>

Submitted on 4 Dec 2018

HAL is a multi-disciplinary open access archive for the deposit and dissemination of scientific research documents, whether they are published or not. The documents may come from teaching and research institutions in France or abroad, or from public or private research centers.

L'archive ouverte pluridisciplinaire **HAL**, est destinée au dépôt et à la diffusion de documents scientifiques de niveau recherche, publiés ou non, émanant des établissements d'enseignement et de recherche français ou étrangers, des laboratoires publics ou privés.

Introduction

The annual volume of sewage water passing through Paris drainage network is 900 millions m³ of which 25 millions flows without treatment in the Seine River during wet weather. A quarter of these combined sewer overflows (CSO) occurs at Clichy and La Briche outfalls. The importance of these CSOs can degrade the microbiological quality of the Seine River and create sanitary problems.

The goal of this study was to measure the concentrations of faecal indicator bacteria (FIB) in the Seine water after CSOs and to estimate their impact on surface water quality. *Escherichia coli* (EC) and intestinal enterococci (IE), were measured during dry and wet conditions inside the sewer network and in the Seine River at Bougival (fig. 1-2).



Figure 1: The River Seine at Bougival

Material and methods

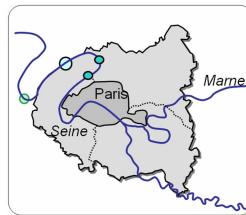
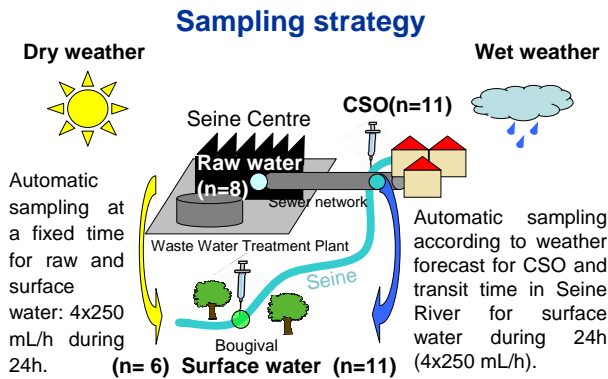
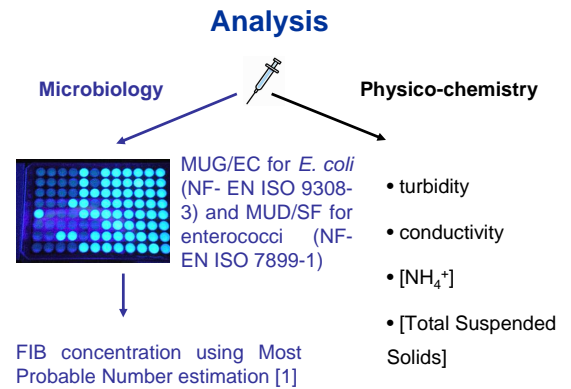


Figure 2: Map of Ile-de-France region. ○ Seine centre waste water treatment plant raw water, ● sewer outlets Clichy and La Briche CSO, ● Bougival, surface water.



Results

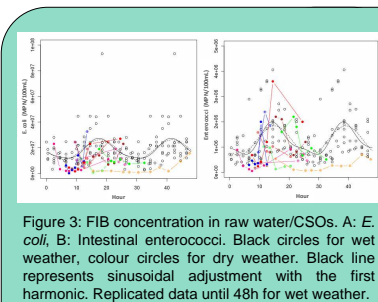


Figure 3: FIB concentration in raw water/CSOs. A: *E. coli*, B: Intestinal enterococci. Black circles for wet weather, colour circles for dry weather. Black line represents sinusoidal adjustment with the first harmonic. Replicated data until 48h for wet weather.

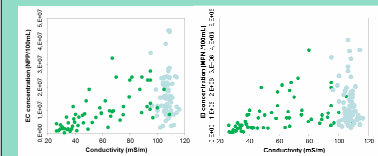


Figure 4: FIB concentration relation with conductivity during wet weather (●) and dry weather (○). A: *E. coli*, B: Intestinal Enterococci.

CSOs:

- Daily cycles (fig. 3) were observed in raw waters during dry weather for both FIB concentrations depending on human activity.
- During dry weather, the average conductivity of raw water was 107±4 mS/m and lowered during wet weather (fig. 4). Depending on the rain event, FIB concentrations in CSOs also decreased from 2 to 16 fold during wet periods, suggesting a dilution of raw water by runoff water containing low FIB concentrations (fig. 3 and 4).
- FIB concentrations were highly variable in both raw water and CSOs (fig. 4).

Impact of CSOs on surface waters:

- CSO impact was significant at Bougival for NH₄⁺ concentration, conductivity and FIB densities (fig.5-6).
- FIB concentrations in surface water increased during rain events, despite the dilution of CSOs in the river water and the sedimentation of TSS and FIB.
- There was no correlation between FIB concentrations and turbidity or TSS concentration (data not shown).

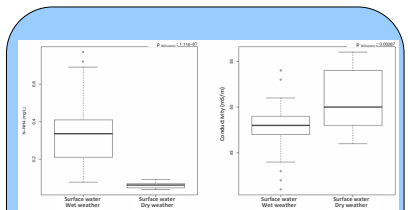


Figure 5: Ammonium concentration and conductivity in surface water during dry and wet periods.

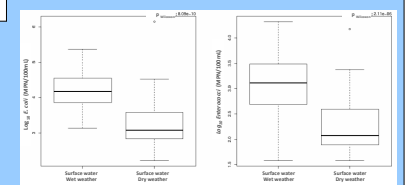


Figure 6: FIB concentration in surface water during dry and wet periods.

Conclusions

During dry periods there was a strong daily cycle for turbidity, TSS, NH₄⁺ (data not shown) and IE concentrations in raw water, a weaker one for EC concentrations, and no visible daily cycle for conductivity (data not shown). There was also seasonal variations in the raw water between summer and autumn for NH₄⁺ and FIB (data not shown).

For wet periods, dilution phenomenon with runoff water explained the variation of FIB densities, NH₄⁺ concentration and conductivity in the CSOs, but not the variation of TSS and turbidity (data not shown). Additional sources of FIB seemed to occur during storm events since there was no significant correlation between FIB and NH₄⁺ concentrations (data not shown). This suggests that FIB could be brought by the rain runoff and/or eroded from sewer network. Furthermore, the CSO had a significant impact on the river water quality concerning NH₄⁺ and FIB concentrations. However elimination processes of FIB, such as dilution and sedimentation, contributed to lower this impact.

This study should be used to develop a model to predict FIB densities during storm events in surface waters. This model should take into account all the CSOs in the Paris area in order to evaluate at the annual impact of CSOs on the Seine River microbial quality [2].

ERROR: syntaxerror
OFFENDING COMMAND: --nostringval--

STACK:

(Poster Therial 050713V6)
/Title
()
/Subject
(D:20130409112832)
/ModDate
()
/Keywords
(PDFCreator Version 0.8.0)
/Creator
(D:20130409112832)
/CreationDate
((Claire Thørial))
/Author
-mark-