



HAL
open science

Post-Newtonian phase accuracy requirements for stellar black hole binaries with LISA

Alberto Mangiagli, Antoine Klein, Alberto Sesana, Enrico Barausse, Monica Colpi

► **To cite this version:**

Alberto Mangiagli, Antoine Klein, Alberto Sesana, Enrico Barausse, Monica Colpi. Post-Newtonian phase accuracy requirements for stellar black hole binaries with LISA. *Physical Review D*, 2019, 99 (6), pp.064056. 10.1103/PhysRevD.99.064056 . hal-01937449

HAL Id: hal-01937449

<https://hal.science/hal-01937449>

Submitted on 5 Jul 2023

HAL is a multi-disciplinary open access archive for the deposit and dissemination of scientific research documents, whether they are published or not. The documents may come from teaching and research institutions in France or abroad, or from public or private research centers.

L'archive ouverte pluridisciplinaire **HAL**, est destinée au dépôt et à la diffusion de documents scientifiques de niveau recherche, publiés ou non, émanant des établissements d'enseignement et de recherche français ou étrangers, des laboratoires publics ou privés.

Post-Newtonian phase accuracy requirements for stellar black hole binaries with LISA

Alberto Mangiagli,^{1,2,*} Antoine Klein,^{3,4} Alberto Sesana,^{4,1} Enrico Barausse,³ and Monica Colpi^{1,2}

¹*Department of Physics G. Occhialini, University of Milano—Bicocca,
Piazza della Scienza 3, 20126 Milano, Italy*

²*National Institute of Nuclear Physics INFN, Milano—Bicocca,
Piazza della Scienza 3, 20126 Milano, Italy*

³*Institut d'Astrophysique de Paris, CNRS & Sorbonne Universités,
UMR 7095, 98 bis bd Arago, 75014 Paris, France*

⁴*School of Physics and Astronomy, University of Birmingham,
Edgbaston, Birmingham B15 2TT, United Kingdom*



(Received 7 November 2018; published 29 March 2019)

The Laser Interferometer Space Antenna (LISA) will observe black hole binaries of stellar origin during their gravitational wave inspiral, months to years before coalescence. Due to the long duration of the signal in the LISA band, a faithful waveform is necessary in order to keep track of the binary phase. This is crucial to extract the signal from the data and to perform an unbiased estimation of the source parameters. We consider post-Newtonian (PN) waveforms and analyze the PN order needed to keep the bias caused by the PN approximation negligible relative to the statistical parameter estimation error, as a function of the source parameters. By considering realistic population models, we conclude that for $\sim 90\%$ of the stellar black hole binaries detectable by LISA, waveforms at low post-Newtonian (PN) order ($\text{PN} \leq 2$) are sufficiently accurate for an unbiased recovery of the source parameters. Our results provide a first estimate of the trade-off between waveform accuracy and information recovery for this class of LISA sources.

DOI: [10.1103/PhysRevD.99.064056](https://doi.org/10.1103/PhysRevD.99.064056)

I. INTRODUCTION

The historical detection of the gravitational wave (GW) from the source GW150914 marked the dawn of a new era of scientific exploration [1]. The GW signal from GW150914 is compatible with the coalescence of two stellar-origin black holes with component masses $36^{+5}_{-4} M_{\odot}$ and $29^{+4}_{-4} M_{\odot}$ at redshift $z = 0.09^{+0.03}_{-0.04}$. In the following months, the Advanced LIGO interferometers [2] detected more stellar-origin black hole binaries (SBHBs), namely GW151226 [3], GW170104 [4], and GW170608 [5]. On August 14, 2017 the LIGO and Advanced Virgo interferometers, together, detected the signal from the coalescence of two black holes (GW170814) [6]. The joint observation enabled an accurate sky localization of the source, with a 90% credible region of 60 deg^2 , which allowed testing the tensor nature of GWs. Three days later, the GW signal from the coalescence of two neutron stars was observed, together with its electromagnetic counterpart [7,8]. Not only did these detections provide exquisite tests of general relativity in the dynamical strong-field limit [9] as well as tests of the propagation of GWs over cosmic distances, but they also proved the existence of a rich variety of astrophysical black

holes and neutron stars forming in binary systems [10]. The high incidence (in the five events) of “heavy” stellar black holes with masses in excess of $20 M_{\odot}$ and the high merger rates inferred by LIGO-Virgo imply the existence of a large population of fairly massive SBHBs accessible also to space-based interferometers, as pointed out in [11].

LIGO and Virgo are sensitive to GW signals in the frequency range between $10\text{--}10^3$ Hz, as at frequencies lower than 10 Hz, they are limited by the Newtonian ground noise. As a consequence, they are only able to observe the very late inspiral, merger, and ringdown phases of SBHB coalescences, lasting typically less than one second [12]. By contrast, the space mission LISA (Laser Interferometer Space Antenna) will detect GW signals in the frequency domain from below 0.1 mHz to above 0.1 Hz [13]. SBHBs emit this low frequency radiation during their early inspiral, detectable from weeks to years before they merge in the LIGO/Virgo band. Furthermore, many more systems will be observed as slowly inspiraling sources around 5–10 mHz hundreds of years before their final coalescence [11,14]. This new population might prove useful in a number of astrophysical and cosmological contexts. For example, eccentricity measurements, which are possible in the LISA band [15], can be used to discriminate among different astrophysical formation

*a.mangiagli@campus.unimib.it

pathways [16–19]. With a LISA mission duration time of four years extendable to ten years, a population of SBHBs should be detected with GW signals lasting up to millions of inspiral cycles in the band. Therefore, an accurate description of the waveform is necessary to track the signal during this early inspiral phase. A mismodeled waveform translates in a phase difference with the true signal. Such a systematic error produces biased results when estimating the source parameters [20–27] and even causes residual power to be left in the data when the signal is subtracted (which could hinder further detections). For larger phase differences, even the detection of the signal may be in potential jeopardy.

Since both parameter estimation and detection require cross-correlating rapidly a stretch of data with a bank of template signals covering the full possible parameter space of the source, a delicate balance must be found between the waveform’s accuracy and its production speed (which depends in turn on the waveform’s complexity). For this reason, in this work, we address the question of how accurate a waveform has to be in order to follow a SBHB signal for a period of months or years in the LISA band. During the inspiral phase, the SBHB signal can be modeled using the post-Newtonian (PN) formalism [28], and thus, we need to assess the lowest PN order necessary to produce a faithful waveform (i.e., a waveform suitable for parameter estimation; note that this imposes stricter requirements than simple detection).

In order to estimate the minimum waveform accuracy requirements, we perform different sets of simulations, exploring plausible values for the mass ratio, total binary mass, and coalescence time under the assumption that the binaries follow circular orbits and using suitable models (calibrated with the observed LIGO/Virgo merger rate) for the underlying astrophysical population.

This paper is organized as follows. In Sec. II, we review the basics of GW data analysis, and in particular, the concepts of matched filtering, optimal signal-to-noise ratio (SNR), overlap, and waveform faithfulness. In Sec. III, we review the PN black-hole waveforms that we will use for this study. In Sec. IV, we present the results of our analysis, computing the faithfulness between mock true signals and templates with different PN contributions. We apply our framework to mock SBHB catalogs extracted from a population model consistent with current LIGO/Virgo constrains in Sec. V and summarize our findings in Sec. VI.

II. MATCHED FILTERING, OPTIMAL SIGNAL-TO-NOISE RATIO, AND FAITHFULNESS

Estimating the parameters of a GW source involves cross-correlating the detector’s output (which is comprised of the GW signal plus the instrumental noise of the interferometer) with a bank of templates. The latter depend on the intrinsic parameters of the source (masses, spins,

initial separation, and eccentricity if present) as well as on the extrinsic ones (orientation relative to the detector, polarization angle, sky position, distance, time, and phase at coalescence) and are typically obtained by solving the Einstein equations of general relativity.¹ Because of their high computational cost, exact numerical solutions to these equations, however, are not sufficient by themselves to cover the whole parameter space [29], due to its large dimensionality. Therefore, several families of approximate waveforms have been put forward, depending on the particular class of sources under scrutiny. This may in principle result in systematic deviations (“mismodeling biases”) of the inferred parameters from their true values, on top of the statistical errors due to the detector’s noise. In the following, we will briefly review the effect of these systematic errors on the waveforms and focus in particular on their impact on detection and parameter estimation. In doing so, we will introduce the concepts of optimal SNR, overlap, and faithfulness. We refer to the original literature on these topics (e.g., [30–34]) as well as to textbook presentations such as [35] for more details.

Consider a detector output of the form $s(t) = h(t) + n(t)$, where $h(t)$ represents the GW signal and $n(t)$ the detector noise. We assume the noise to be stationary and Gaussian with zero mean. We define the noise spectral density $S_n(f)$ of the interferometer as

$$\langle \tilde{n}^*(f) \tilde{n}(f') \rangle = \frac{1}{2} \delta(f - f') S_n(f), \quad (1)$$

where $\tilde{n}(f)$ denotes the Fourier transform of $n(t)$ and $\tilde{n}^*(f)$ its complex conjugate. The bracket $\langle \dots \rangle$ represents an ensemble average (which can be approximated with stationary noise by a time average, as a consequence of the ergodic theorem).

The SNR can be computed as the ratio S/N between the signal and noise amplitudes S and N . To compute these amplitudes, let us first define the projection \hat{s} of the time series $s(t)$ on a filter function $K(t)$, i.e., $\hat{s} = \int_{-\infty}^{+\infty} s(t) K(t) dt$. We can then define [35] S as the average of \hat{s} , i.e., $S = \langle \hat{s} \rangle = \int_{-\infty}^{+\infty} h(t) K(t) dt$, and N as its rms value when no signal is present, i.e., $N^2 = \langle \hat{s}^2 \rangle|_{h=0}$.

Using the stationarity and Gaussianity of the noise and defining the internal product

$$(a|b) = 4\text{Re} \int_0^{+\infty} df \frac{\tilde{a}^*(f) \tilde{b}(f)}{S_n(f)} \quad (2)$$

between two real functions $a(t)$ and $b(t)$, one can easily show that [35]

¹Phenomenological deviations from general relativity are, however, introduced when GW data are used to test the correctness of the theory [9].

$$\text{SNR} = \frac{S}{N} = \frac{(u|h)}{(u|u)^{1/2}}, \quad (3)$$

with $\tilde{u}(f) = \tilde{K}(f)S_n(f)/2$. From this expression, it is clear that the optimal function K that can be used to filter the detector's output is given by $K(f) \propto \tilde{h}(f)/S_n(f)$, which yields the optimal (maximum) SNR,

$$\text{SNR}_{\text{opt}} = (h|h)^{1/2}. \quad (4)$$

However, in practice, the filter function will be constructed from a template bank, no element of which will in general reproduce the signal $h(t)$ exactly because of the systematic mismodeling mentioned above. Therefore, if one takes $K(f) \propto \tilde{h}_t(f)/S_n(f)$, where h_t is a given template, then the SNR will be

$$\text{SNR} = \frac{(h|h_t)}{(h_t|h_t)^{1/2}} = \mathcal{O}(h, h_t)\text{SNR}_{\text{opt}}, \quad (5)$$

where we have introduced the overlap function

$$\mathcal{O}(h, h_t) \equiv \frac{(h|h_t)}{\sqrt{(h|h)(h_t|h_t)}}. \quad (6)$$

This function therefore quantifies the reduction in SNR due to the use of a suboptimal template.

Clearly, if the SNR reduction due to the template mismodeling is too large, it could hinder detection of the signal. A measure of the SNR reduction relevant for detection is given by the effectualness, which is defined as the maximum overlap function that can be obtained between a signal and the *whole* template bank (i.e., it is the overlap maximized over all possible template parameters). In practice, this means that we require that at least *one* template matches sufficiently well the signal, irrespective of the template parameters. However, this condition is still too loose for parameter estimation, because for the latter, we would rather need the template best matching the signal to correspond to source parameters “not too far” from the true ones. More precisely, a useful measure of the performance of a template family for parameter estimation is given by the *faithfulness*, i.e., the overlap maximized only over the coalescence time t_c and phase ϕ_c of the template, while adopting the true values for the other template parameters,

$$F \equiv \max_{t_c, \phi_c} \frac{(h_t|h)}{\sqrt{(h_t|h_t)(h|h)}}. \quad (7)$$

The threshold value of the faithfulness depends on the SNR. Since a mismodeled waveform introduces systematic errors in the parameter estimation, a reasonable

requirement is to lower these errors below the statistical ones resulting from instrumental noise. The latter can be estimated from the covariance matrix, which is simply the inverse of the Fisher matrix $\Gamma_{ij} = (\partial_i h_t | \partial_j h_t)$ (where i, j denote the waveform's parameters) in the high-SNR regime. In particular, in this regime, the statistical errors decrease as SNR^{-1} [36], while the systematic errors are SNR independent.

In the high SNR regime, the expectation value of the faithfulness under the effect of statistical errors alone (i.e., resulting from the detector's noise and not from waveform mismodeling) in [37] is given by

$$\langle F \rangle \approx 1 - \frac{D-1}{2(\text{SNR})^2}, \quad (8)$$

where D is the number of parameters describing the template. In order to allow for an unbiased parameter estimation, the faithfulness of the templates needs to be less than the threshold given by Eq. (8). Similar requirements on F were obtained also in [34] as conditions on the amplitude and phase of the waveforms.

III. WAVEFORM GENERATION

The coalescence process of a SBHB consists of three different phases: *inspiral*, *merger*, *ringdown*. In this study, we consider the inspiral phase only, as LISA can only detect the very early inspiral of a SBHB. During this phase, when the binary contracts adiabatically and orbital velocities v are much smaller than the speed of light c , the equations of motion (EOM) are solved within the PN formalism, which consists of a series expansion in powers of v/c or, equivalently, a series expansion in powers of the dimensionless gravitational potential. At present, the EOM are known and can be solved up to 3.5PN order if the binary components are not spinning or if their spins are aligned/antialigned with the binary angular momentum, i.e., neglecting precession effects. If precession effects are taken into account, the EOM are known up to 2.5PN order, even if a closed form solution is still missing.

For this study, we use a Fourier-domain precessing waveform derived in [38], augmented to 8PN nonspinning order at leading order in the mass ratio $q \equiv m_2/m_1 \leq 1$ [39,40]. We use a shifted uniform asymptotic (SUA) description of the gravitational wave signal produced by a generically spinning binary system in LISA. This method, being based on a PN description of the orbital evolution, is particularly suited to describe SBHB systems as observed by LISA. We use geometric units, where $G = c = 1$, so that the dimensionless parameter $v = \omega^{1/3}$ is our PN expansion parameter, where ω is the orbital frequency. We numerically evolve the following equations of motion:

$$M\dot{\phi} = v^3, \quad (9)$$

$$M\dot{v} = v^9 \sum_{n=0}^{16} a_n v^n, \quad (10)$$

$$M\dot{\hat{\mathbf{L}}} = -v^6(\mathbf{\Omega}_1 + \mathbf{\Omega}_2), \quad (11)$$

$$M\dot{s}_1 = \frac{m_2}{M} v^5 \mathbf{\Omega}_1, \quad (12)$$

$$M\dot{s}_2 = \frac{m_1}{M} v^5 \mathbf{\Omega}_2, \quad (13)$$

where ϕ is the orbital phase of the system, $\hat{\mathbf{L}}$ is the unit vector parallel to the orbital angular momentum \mathbf{L} , $s_i = \mathbf{S}_i/m_i$ are the individual reduced spins. Equation (9) contains as key time scale the orbital time $\mathcal{O}(v^{-3})$, Eq. (10) the radiation reaction time scale $\mathcal{O}(v^{-8})$, while Eqs. (11)–(13) describe the relativistic precession occurring on a time scale $\mathcal{O}(v^{-5})$. The vectors $\mathbf{\Omega}_i$ are defined in [38] and are orthogonal to s_i , while $\mathbf{\Omega}_1 + \mathbf{\Omega}_2$ is orthogonal to \mathbf{L} . The coefficients a_n (with $0 \leq n \leq 7$) can also be found in [38] and are expressed in terms of powers of the symmetric mass ratio $\nu = q/(1+q)^2$. They also contain terms related to both spin-orbit and spin-spin precession.

In the following, we will refer to a waveform constructed from these equations [Eq. (10)] truncated at order v^{9+2N} as an “ N -PN waveform”. In this, we follow the traditional PN order counting where the first nonvanishing term in an expression is called “Newtonian” or “leading PN order”, and each further factor of v^2 adds one PN order to the term it multiplies. Our expressions for the vectors $\mathbf{\Omega}_i$ are valid at leading PN order for the terms quadratic in the spins and at 2PN order [i.e., $\mathcal{O}(v^4)$ beyond the leading PN order] for the terms linear in the spins.

The constants a_n are valid for generic mass ratios and spin configurations at 2PN order and are valid at linear order in the spins at 3.5PN order. Note that the 4PN nonspinning term was recently computed [41–44] and will be included in further studies. While the constants a_n are currently not known for generic mass ratios up to 8PN order, in order to simulate a high PN order frequency evolution equation and compare waveforms at high PN orders, we use a hybrid approach to construct a_n for $n \geq 8$.

We first construct an 8PN relation between the orbital energy and the orbital frequency, $E(v)$, by including all generic terms up to 3.5PN [28], and adding subsequent PN terms in the extreme mass ratio limit by expanding the relation for test particle circular orbits in a Schwarzschild spacetime [39],

$$E = \frac{1 - 2v^2}{\sqrt{1 - 3v^2}}. \quad (14)$$

While the binding energy is known at the linear order in the mass ratio at 6PN order [45,46], using this more accurate result would not add much complexity to the EOM, and therefore, we choose the simpler approximate result (14).

We then perform the same construction to get the gravitational wave luminosity $\mathcal{L}(v)$, by including all generic terms at 3.5PN by leading order [28], and subsequent PN terms in the extreme mass ratio limit from [39]. We then use these two hybrid quantities to construct a simulated frequency evolution equation at 8PN beyond leading order by expanding the balance equation,

$$\frac{dv}{dt} = \frac{\mathcal{L}(v)}{dE/dv}. \quad (15)$$

To build the different waveforms that we compare in this work, we solve the equations of motion (9)–(13), truncating Eq. (10) at different PN orders, using a fifth order Cash-Karp Runge-Kutta method [47]. Using those solutions, we then construct the LISA response to a passing GW in the time-domain as

$$h(t) = \sum_{n=1}^7 H_n(t) e^{-in(\phi + \phi_T)}, \quad (16)$$

where $H_n(t)$ are wave amplitudes for different GW harmonics that can be found at 2.5PN order for nonspinning systems in [48,49] and contain the detector response to the GW polarizations in the low-frequency approximation [50], and ϕ_T is the Thomas precession phase accounting for the precession of the orbital plane in the detector frame and satisfies

$$\dot{\phi}_T = \frac{\cos \iota}{1 - \cos^2 \iota} (\hat{\mathbf{L}} \times \hat{\mathbf{N}}) \cdot \hat{\mathbf{L}}, \quad (17)$$

where $\iota = \arccos(\hat{\mathbf{L}} \cdot \hat{\mathbf{N}})$ is the inclination angle, and $\hat{\mathbf{N}}$ is the line-of-sight vector from the detector to the source.

We then use those results in a SUA transform to compute the gravitational wave signal, as in [38],

$$\tilde{h}(f) = \sum_{n=1}^7 \sqrt{2\pi} T_n e^{i(2\pi f t_n - n\phi(t_n) - \pi/4)} \sum_{k=-3}^3 b_k \mathcal{H}_n(t_n + kT_n), \quad (18)$$

$$2\pi f = \dot{\phi}(t_n), \quad (19)$$

$$T_n = \ddot{\phi}^{-1/2}(t_n), \quad (20)$$

where

$$\mathcal{H}_n(t) = H_n(t) e^{-in\phi_T(t)}, \quad (21)$$

and the constants b_k satisfy

$$\sum_{k=-3}^3 b_k = 1, \quad (22)$$

$$\sum_{k=1}^3 b_k \frac{k^{2p}}{(2p)!} = \frac{(-i)^p}{2^{p+1} p!}, \quad 1 \leq p \leq 3, \quad (23)$$

$$b_k = b_{-k}. \quad (24)$$

IV. RESULTS

We run different simulations to verify the lowest PN order necessary to compute a faithful waveform. In all simulations, we approximate the true signal h_t with a waveform constructed with 8PN phasing (which we assume as our reference waveform), and we simulate signals h at lower PN orders. Once both signals are obtained, we compute the faithfulness, F , according to Eq. (7), maximizing over the time and orbital phase. The resulting value is compared to a fiducial threshold of $F = 0.994$ corresponding to the situation where the intrinsic errors due to mismodeling are smaller than the statistical errors from the detector noise, for a waveform with a number of intrinsic parameters $D = 8$ and a signal with $\text{SNR} = 25$ [37]. When F is close to unity, roundoff errors can cause our code to yield $F \geq 1$, which is nonsensical. In order to circumvent this problem, whenever the faithfulness $F \geq 1$, we replace it with the largest double precision number strictly smaller than one, $F = 1 - \epsilon$ with $\epsilon \approx 1.1 \times 10^{-16}$.

We perform different simulations in order to fully characterize the faithfulness requirements for SBHB signals in LISA as a function of the relevant source parameters. We choose a fiducial SBHB with a total mass $M = m_1 + m_2 = 60 M_\odot$, mass ratio $q = m_2/m_1 = 1$, and coalescence time $t_c = 4$ yr. For each set of simulations, we change only one of these parameters and keep the others fixed. We proceed as follows:

- (I) We vary q , i.e., $q \in (0.1, 0.25, 0.5, 1)$;
- (II) We vary the total mass of the system, i.e., $M = 60, 120, 200, 300 M_\odot$;
- (III) We vary the coalescence time; i.e., we generate SBHB waveforms starting 4 years to 150 years before merger (we simulate systems that at the start of the LISA mission are 4 years to 150 years before merger).

In all cases, we consider spinning BHs, with spin magnitudes $\chi_{1,2}$ extracted from a flat distribution $0 < \chi_{1,2} < 1$ and directions uniformly distributed over a sphere. We further assume quasicircular orbits. We run $N = 10^3$ random realizations for each subcase to properly explore the parameter space.

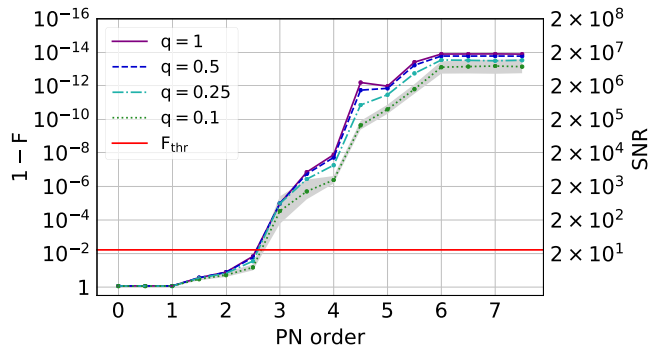


FIG. 1. Results of the simulations for case (I), with four different values of the binary mass ratio, i.e., $q = 1, 0.5, 0.25, 0.1$. For each value of q , we show the unfaithfulness ($1 - F$) as a function of the waveform PN order. Each line represents the median over 10^3 simulated waveforms. For the case $q = 0.1$, we represent the region between the 16% and 84% quantiles (i.e., roughly the 1σ confidence region) by the shaded area. Dispersion around the median is similar in all cases. The horizontal red line is the threshold value $F = 0.994$, corresponding to a SBHB signal with $\text{SNR} = 25$ (on the right axes) and $D = 8$ waveform parameters.

A. Mass ratio

In Fig. 1, we present the results of our runs as a function of q . The waveform is faithful at the adopted $F = 0.994$ threshold at PN orders larger than 3, almost irrespective of the value of q . In all cases, the inclusion of the 2.5PN dissipative term only is insufficient to produce the faithful waveform for SBHBs merging in four years, and the inclusion of the 3PN term is crucial for an unbiased parameter estimation. We notice that the convergence of the PN approximation is slower for lower mass ratios. This is a known characteristic of the PN approximation (see Fig. 1 in [51], or [52]); however, it does not affect our conclusions.

B. Total mass

We now investigate the dependence of the faithfulness on the total mass of the SBHB. More massive SBHBs reach coalescence at lower frequencies. Therefore, in the LISA band, these sources are detectable when they are closer to coalescence, and we would expect to have to include higher PN orders to properly describe the signal, as relativistic effects become more important. However, for a fixed coalescence time, more massive systems also emit at lower frequencies; therefore, the number of cycles we need to match decreases. So even if the systems are slightly more relativistic, we have to match fewer cycles for the same observation time. Which one of these effects dominate the dependence of the PN requirements on the total mass will thus have to be determined from our simulations.

Our results are illustrated in Fig. 2 for binaries with total mass from $M = 60 M_\odot$ to $M = 300 M_\odot$. We observe that

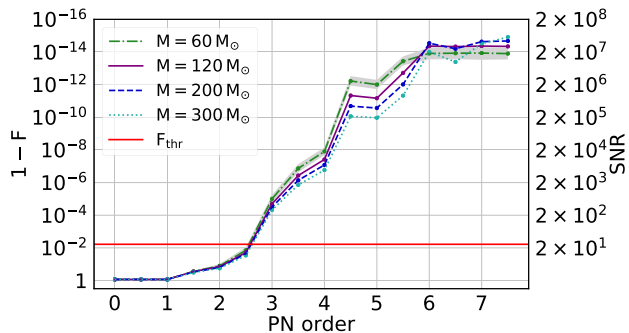


FIG. 2. Same as Fig. 1 for case (II), i.e., for different values of the total binary mass. For the case $M = 60 M_{\odot}$, we represent the region between the 16% and 84% quantiles by the shaded area. Dispersion around the median is similar in all cases.

the requirement on the faithfulness is already satisfied by a 3PN waveform, even for the more massive binaries. Note that for a fixed PN order the faithfulness between the template and the reference waveform slightly decreases with the total binary mass. However, even if we were to observe systems close to coalescence for a long time, the faithfulness requirement would still be satisfied by a 3PN waveform, with a weak dependence from the total binary mass.

C. Coalescence time

Finally, we consider SBHBs with different coalescence times, t_c . In the previous cases, we fixed $t_c = 4$ yr; however, we expect these sources to only represent a small subsample of the population that LISA will observe. Most of the SBHBs will be observed in their inspiral phase, several years before coalescence at a typical frequency of 10^{-2} Hz [11]. These sources will be slowly chirping in the LISA band and will not coalesce in the LIGO/Virgo band during the mission lifetime. Since these systems are far from coalescence, we expect lower PN order waveforms to be sufficient to properly describe and follow the signal.

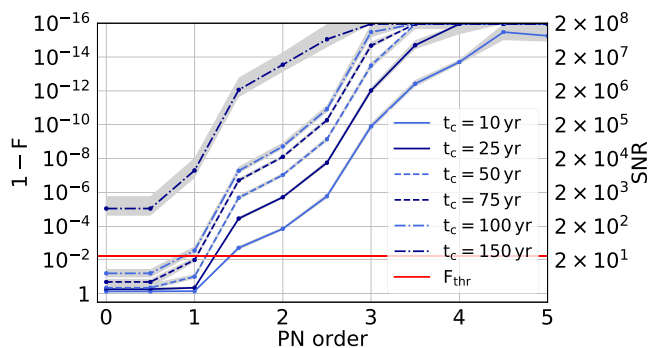


FIG. 3. Same as Fig. 1 for case (III), i.e., for different coalescence times. For each case, we represent the region between the 16% and 84% quantiles by the shaded area.

For each run, we fix different coalescence times, from $t_c = 10$ yr to $t_c = 150$ yr. Results are shown in Fig. 3. SBHBs binaries with $t_c = 10, 25, 50, 75$ yr can be properly described with just 1.5PN waveforms. Systems with $t_c = 100$ yr can be described accurately with just a 1PN waveform, and, finally, systems with $t_c = 150$ yr are well described by Newtonian (i.e., 0PN) waveforms. Since the PN accuracy requirement is 0PN for systems with $t_c = 150$ yr, we conclude that also systems with a longer merger time can be properly described by the same waveform accuracy.

In summary, we find that in order to guarantee that systematic waveform errors do not bias the recovery of SBHB parameters, 3PN templates are sufficient throughout the relevant parameter space. From our analysis, the most important factor to determine the lowest PN corrections necessary to properly describe SBHB signals is the coalescence time. Even if the binary mass components and mass ratios are expected to vary, their effect on waveform accuracy requirements is negligible. We also run each subcase under the assumption of nonspinning SBHBs and find no significant differences.

V. RESULTS FROM POPULATION MODELS

The goal of this study is to assess the waveform requirements for faithful signal reconstruction of the SBHBs detected by LISA. It is therefore useful to apply our analysis to expected SBHB populations, informed by the current LIGO/Virgo constraints.

We consider three population models, differing in the assumed SBHB mass function. In the first model, binary component masses are independently extracted from a log-flat distribution, with the only constraint that the total mass of the system has to lie in the range $[10 M_{\odot}, 100 M_{\odot}]$, with $m_1, m_2 > 5 M_{\odot}$ [53,54]. In the second and third model, the mass of the primary BH is obtained from a Salpeter distribution in the range $[5 M_{\odot}, 100 M_{\odot}]$, and the secondary mass is drawn from a flat distribution in the range $[5 M_{\odot}, m_1]$ and $[\max(5 M_{\odot}, m_1/3), m_1]$, respectively. For each model, we simulate ten realizations of the expected SBHB population by drawing the local SBHB merger rate from the posterior distribution estimated by the LIGO O1 observations for either a log-flat or a Salpeter mass function, as reported in Fig. 11 of [55]. The merger rate is assumed to be constant in redshift (this does not have a major impact on LISA SBHB sources which are mainly at $z < 0.5$ anyway). The population of SBHB observed by LISA as a function of mass, redshift, and frequency is then computed as described in [11], assuming circular binaries.

This procedure yields $N_{\text{cat}} = 30$ synthetic catalogs of SBHBs emitting in the LISA band. The GW signals from those systems are then integrated over the assumed four year LISA mission lifetime, and the SNR is computed. We consider detectable, and thus retain, only events with

SNR > 8 . The 30 catalogs yield an average number of ≈ 100 SBHBs detectable by LISA above threshold.

In this population analysis, we do not consider a single threshold value for the faithfulness as in Sec. IV. Instead, we compute the faithfulness requirement for each event, based on its SNR, and we estimate the required PN order in the waveform model accordingly. In practice we proceed as follows:

- (i) for each event, we compute the SNR in the LISA detector (assuming a random sky location, inclination, and polarization);
- (ii) from the SNR, we compute the faithfulness threshold from Eq. (8);
- (iii) we take the 8PN waveform as the true model signal and compute the faithfulness of waveforms at increasing PN orders until its value gets larger than the threshold.

We repeat this procedure for all individual events with SNR > 8 in all 30 catalogs. We found similar results for the three population models. This had to be expected, since we have demonstrated in Sec. IV that waveform requirements are largely independent of the mass and mass ratio of the SBHBs. Therefore, in the following, we present results only from the first population, i.e., averaged over ten catalogs.

Figure 4 shows the average number of sources as a function of SNR, color coded according to the PN accuracy requirement. The upper panel shows that for the majority of SBHBs, 1.5PN waveforms are sufficient. Indeed, it is clear that the vast majority ($\approx 90\%$) of the SBHBs are described accurately by using low PN waveform (PN < 2) with only

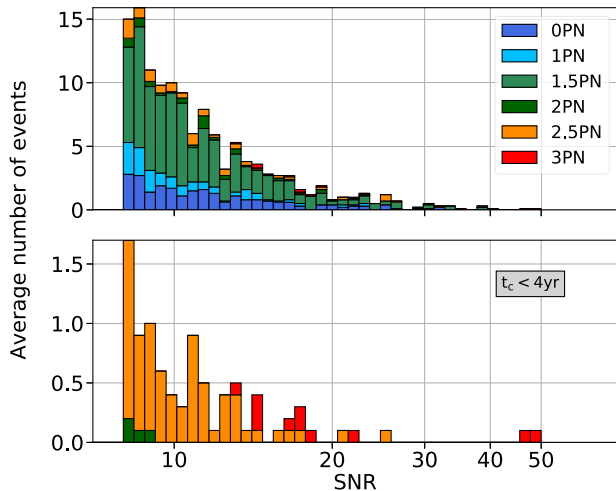


FIG. 4. Top panel: stacked SNR distribution for PN subpopulations, labeled with different colors. Each bin is divided by the number of catalogs in our simulations, $N_{\text{cat}} = 10$, to provide mean estimates. Bottom panel: same distribution but selecting only systems with $t_c < 4$ yr. The PN subpopulations are constructed computing the faithfulness for each event and considering the lowest PN order satisfying the threshold value, from Eq. (8).

a small fraction of sources requiring 2.5PN or higher-PN waveforms. The lower panel shows that the subpopulation of SBHBs with $t_c < 4$ yr; i.e., those crossing to the LIGO/Virgo band within the LISA lifetime, generally require 2.5PN and 3PN waveforms. In fact 90% (80%) of the SBHBs requiring 3PN (2.5PN) waveforms fall in this subpopulation. We also observe that the PN requirements are largely independent of the SNR for the global population, while for systems merging within the mission lifetime, more stringent PN requirements correspond to larger SNRs.

In Fig. 5, we plot the average number of sources as a function of time to coalescence, again color coded according to the PN order required for a faithful recovery of the signal. As expected from the analysis presented in the Sec. IV, longer coalescence times imply less stringent requirement on the PN waveform accuracy necessary to track the signal phase. Indeed PN subpopulations are quite sharply separated in terms of coalescence time. For $t_c < 4$ yr, the main contribution comes from the 2.5PN and 3PN subpopulations. In the interval $4 \text{ yr} < t_c < 10$ yr, SBHBs require 2PN and 1.5PN corrections to be appropriately described. As can be seen in the top panel of Fig. 4, the larger subpopulation is the 1.5PN one, which dominates the distribution for $t_c \in [10, 100]$ yr, with an important contribution from the 1PN population for $t_c \simeq 100$ yr. For longer t_c , most systems can be modeled by 0PN waveforms.

We also computed the cumulative distribution of sources as a function of coalescence time, divided according to the required PN order in waveform modeling. The result is presented in Fig. 6. The upper panel shows the cumulative stacked distribution, color coded for the different PN subpopulations. The lower panel shows the cumulative distribution separately for each PN subpopulation.

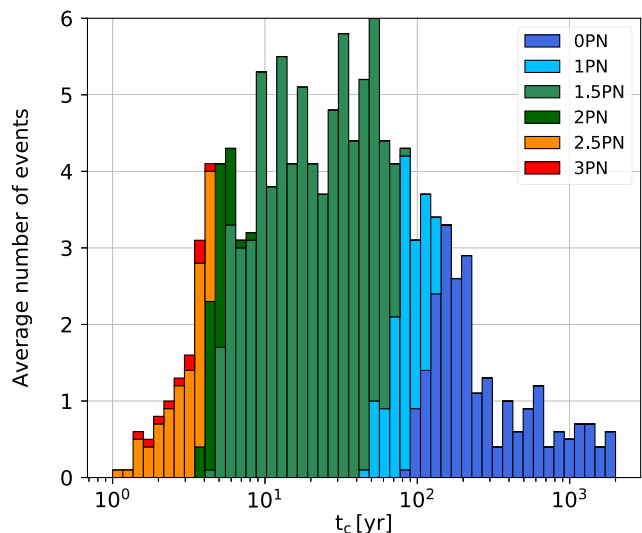


FIG. 5. Stacked coalescence time distribution for each subpopulation, color coded as indicated in the figure.

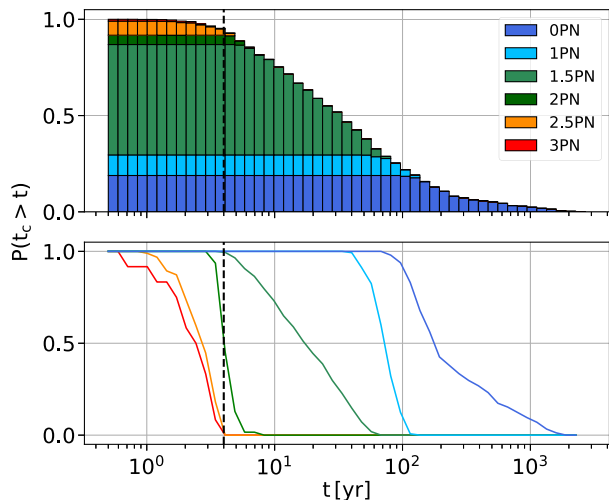


FIG. 6. Stacked cumulative coalescence time distribution for the complete catalogs (top panel) and for each PN subpopulation (lower panel), color coded as indicated in the figure. The vertical dashed black line represents $t_c = 4$ yr.

As expected from the previous results, all systems can be described using 3PN waveforms. Both the 3PN and 2.5PN subpopulations only contribute to the overall distribution for $t_c < 4$ yr. The rest of the population (i.e., binaries with $t_c > 4$ yr, accounting for $\sim 90\%$ of the overall sample) can be described by 2PN waveforms. About 75% of the population lies at $t_c > 10$ yr and requires 1.5PN waveform accuracy or lower; only 25% of the detected SBHBs have $t_c > 100$ yr and can be mostly described by Newtonian waveforms. In the lower panel, we can see the fraction of each subpopulation at a given time. Again, the 3PN and 2.5PN subpopulations behave similarly, and their support is almost completely inside $t_c < 4$ yrs. Similarly, the 2PN subpopulation shows support up to $t_c < 10$ yr, while the 1.5PN one extends up to $t_c \approx 70$ yr. The 1PN and 0PN subpopulations show open support up to $t_c \approx 10^2$ yr and $t_c \approx 10^3$ yr, respectively.

These findings provide useful hints on the trade-off between the waveform accuracy necessary to follow the binary phase during the inspiral and the information recovered from the parameter estimation. Based on our simulations, we find that low PN templates can efficiently recover about 90% of the signals allowing faithful and fast parameter estimation. However, for the multiband SBHBs merging within the mission lifetime, 3PN waveforms will be necessary to provide unbiased parameters and to precisely inform ground based detectors.

VI. DISCUSSION AND CONCLUSION

In this paper, we assumed circular orbits, since GW emission tends to circularize binary systems [56]. However, their residual eccentricity may not be negligible [15,57], and therefore, a study similar to ours has to be performed

also for eccentric SBHBs. We recall that the effect of eccentricity is to speed up the inspiral time and increase the effect of relativistic corrections. Therefore, we expect that eccentric binaries will require higher PN orders to be properly modeled. For our results, this would imply a larger contribution from the high PN subpopulation in Fig. 5. Moreover, from stellar evolution simulations, we expect the presence of a mass gap in the black hole mass distribution [58,59] between $[60, 120] M_\odot$, which we do not consider in this work. Nevertheless, this gap may be filled by “second generation” black holes in cluster formation scenarios [60,61].

We determined the PN accuracy requirements necessary to properly track a SBHB signal during the inspiral phase in the LISA band. We show that for systems merging within the mission lifetime, a 3PN waveform is sufficient to perform unbiased parameter estimation, almost independently of the mass ratio and the total binary mass. Longer coalescence times require less accurate templates to be properly modeled. In particular, assuming a four year LISA mission, systems with $t_c = 5, 10, 50, 75$ yr require only a 1.5PN accurate waveform. Systems with $t_c = 100$ yr and $t_c = 150$ yr can be properly modeled by 1PN and Newtonian (i.e., 0PN) waveforms, respectively. Spin effects and spin precession are found negligible as precession time scales are exceedingly long in these systems.

We also tested our code on different SBHB population models. For each event predicted by these models, we have computed the corresponding PN accuracy requirement. Most of the detectable SBHBs will be properly described by low PN waveforms ($\text{PN} \leq 2$), while systems merging within the mission lifetime will require 2.5PN and 3PN waveform phasing. Indeed, the coalescence time distribution shows PN subpopulations reasonably separated in coalescence time, with systems requiring higher PN accuracy appearing only at small t_c . We computed the cumulative distribution of the coalescence time for each PN subpopulation. This shows in particular that for systems merging after the end of the LISA mission ($t_c > 4$ yr) 2PN waveforms can be used to provide unbiased parameter estimation, with even lower PN orders needed as t_c further increases.

Overall, our results provide an estimate of the waveform accuracy necessary to track the GW phase without compromising the recovered information. Even though all detectable SBHB signals can be properly described by 3PN waveforms, for a large fraction of sources, 2PN waveforms alone will already satisfy the conditions for unbiased parameter estimation. Thus, our results may help the data analysis community in the construction of efficient and computationally viable algorithms.

ACKNOWLEDGMENTS

We thanks the anonymous referees for useful comments. A. M. and M. C. acknowledge partial financial support

from the INFN TEONGRAV specific initiative. A. M. acknowledges networking support by the COST Action CA16104. A. K. and E. B. acknowledge support from the

H2020-MSCA-RISE-2015 Grant No. StronGrHEP-690904. This work was supported by the Centre National d'Études Spatiales. A. S. is supported by the Royal Society.

-
- [1] B. P. Abbott *et al.* (LIGO Scientific and Virgo Collaborations), *Phys. Rev. Lett.* **116**, 061102 (2016).
- [2] G. M. Harry (LIGO Scientific Collaboration), *Classical Quantum Gravity* **27**, 084006 (2010).
- [3] B. P. Abbott *et al.* (LIGO Scientific and Virgo Collaborations), *Phys. Rev. Lett.* **116**, 241103 (2016).
- [4] B. P. Abbott *et al.* (LIGO Scientific and Virgo Collaborations), *Phys. Rev. Lett.* **118**, 221101 (2017).
- [5] B. P. Abbott *et al.* (LIGO Scientific and Virgo Collaborations), *Astrophys. J. Lett.* **851**, L35 (2017).
- [6] B. P. Abbott *et al.* (LIGO Scientific and Virgo Collaborations), *Phys. Rev. Lett.* **119**, 141101 (2017).
- [7] B. P. Abbott *et al.* (LIGO Scientific and Virgo Collaborations), *Phys. Rev. Lett.* **119**, 161101 (2017).
- [8] B. P. Abbott *et al.*, *Astrophys. J. Lett.* **848**, L12 (2017).
- [9] B. P. Abbott *et al.* (LIGO Scientific and Virgo Collaborations), *Phys. Rev. Lett.* **116**, 221101 (2016).
- [10] B. P. Abbott *et al.* (LIGO Scientific and Virgo Collaborations), *Astrophys. J. Lett.* **818**, L22 (2016).
- [11] A. Sesana, *Phys. Rev. Lett.* **116**, 231102 (2016).
- [12] B. P. Abbott *et al.* (LIGO Scientific and Virgo Collaborations), *Phys. Rev. Lett.* **116**, 241102 (2016).
- [13] P. Amaro-Seoane *et al.*, arXiv:1702.00786.
- [14] K. Kyutoku and N. Seto, *Mon. Not. R. Astron. Soc.* **462**, 2177 (2016).
- [15] A. Nishizawa, E. Berti, A. Klein, and A. Sesana, *Phys. Rev. D* **94**, 064020 (2016).
- [16] A. Nishizawa, A. Sesana, E. Berti, and A. Klein, *Mon. Not. R. Astron. Soc.* **465**, 4375 (2017).
- [17] K. Breivik, C. L. Rodriguez, S. L. Larson, V. Kalogera, and F. A. Rasio, *Astrophys. J.* **830**, L18 (2016).
- [18] J. Samsing and D. J. D’Orazio, arXiv:1804.06519.
- [19] D. J. D’Orazio and J. Samsing, *Mon. Not. R. Astron. Soc.* **481**, 4775 (2018).
- [20] J. R. Gair and C. J. Moore, *Phys. Rev. D* **91**, 124062 (2015).
- [21] C. J. Moore, C. P. L. Berry, A. J. K. Chua, and J. R. Gair, *Phys. Rev. D* **93**, 064001 (2016).
- [22] B. P. Abbott *et al.* (LIGO Scientific and Virgo Collaborations), *Classical Quantum Gravity* **34**, 104002 (2017).
- [23] A. R. Williamson, J. Lange, R. O’Shaughnessy, J. A. Clark, P. Kumar, J. C. Bustillo, and J. Veitch, *Phys. Rev. D* **96**, 124041 (2017).
- [24] L. Wade, J. D. E. Creighton, E. Ochsner, B. D. Lackey, B. F. Farr, T. B. Littenberg, and V. Raymond, *Phys. Rev. D* **89**, 103012 (2014).
- [25] M. Favata, *Phys. Rev. Lett.* **112**, 101101 (2014).
- [26] P. Canitrot, *Phys. Rev. D* **63**, 082005 (2001).
- [27] J. Aasi *et al.* (LIGO Scientific and Virgo Collaborations), *Phys. Rev. D* **88**, 062001 (2013).
- [28] L. Blanchet, *Living Rev. Relativity* **17**, 2 (2014).
- [29] B. P. Abbott *et al.* (LIGO Scientific and Virgo Collaborations), *Phys. Rev. X* **6**, 041014 (2016).
- [30] C. Cutler and E. E. Flanagan, *Phys. Rev. D* **49**, 2658 (1994).
- [31] B. J. Owen, *Phys. Rev. D* **53**, 6749 (1996).
- [32] T. A. Apostolatos, *Phys. Rev. D* **52**, 605 (1995).
- [33] T. Damour, B. R. Iyer, and B. S. Sathyaprakash, *Phys. Rev. D* **57**, 885 (1998).
- [34] L. Lindblom, B. J. Owen, and D. A. Brown, *Phys. Rev. D* **78**, 124020 (2008).
- [35] M. Maggiore, *Gravitational Waves. Vol. 1: Theory and Experiments*, Oxford Master Series in Physics (Oxford University Press, Oxford, 2007).
- [36] M. Vallisneri, *Phys. Rev. D* **77**, 042001 (2008).
- [37] K. Chatziioannou, A. Klein, N. Yunes, and N. Cornish, *Phys. Rev. D* **95**, 104004 (2017).
- [38] A. Klein, N. Cornish, and N. Yunes, *Phys. Rev. D* **90**, 124029 (2014).
- [39] R. Fujita, *Prog. Theor. Phys.* **128**, 971 (2012).
- [40] R. Fujita, *Prog. Theor. Exp. Phys.* **2015**, 033E01 (2015).
- [41] L. Bernard, L. Blanchet, A. Bohé, G. Faye, and S. Marsat, *Phys. Rev. D* **95**, 044026 (2017).
- [42] T. Marchand, L. Bernard, L. Blanchet, and G. Faye, *Phys. Rev. D* **97**, 044023 (2018).
- [43] L. Bernard, L. Blanchet, G. Faye, and T. Marchand, *Phys. Rev. D* **97**, 044037 (2018).
- [44] T. Damour, P. Jaranowski, and G. Schäfer, *Phys. Rev. D* **89**, 064058 (2014).
- [45] A. Le Tiec, L. Blanchet, and B. F. Whiting, *Phys. Rev. D* **85**, 064039 (2012).
- [46] A. Le Tiec, E. Barausse, and A. Buonanno, *Phys. Rev. Lett.* **108**, 131103 (2012).
- [47] J. R. Cash and A. H. Karp, *ACM Trans. Math. Softw.* **16**, 201 (1990).
- [48] K. G. Arun, L. Blanchet, B. Iyer, and M. S. S. Qusailah, *Classical Quantum Gravity* **21**, 3771 (2004).
- [49] K. G. Arun, L. Blanchet, B. Iyer, and M. S. S. Qusailah, *Classical Quantum Gravity* **22**, 3115 (2005).
- [50] C. Cutler, *Phys. Rev. D* **57**, 7089 (1998).
- [51] E. Barausse, A. Buonanno, and A. Le Tiec, *Phys. Rev. D* **85**, 064010 (2012).
- [52] L. Blanchet, in *2001: A Relativistic Spacetime Odyssey*, edited by I. Ciufolini, D. Dominici, and L. Lusanna (World scientific, Singapore, 2003), pp. 411–430.
- [53] B. P. Abbott *et al.* (LIGO Scientific and Virgo Collaborations), *Astrophys. J.* **833**, L1 (2016).
- [54] B. P. Abbott *et al.* (LIGO Scientific and Virgo Collaborations), *Astrophys. J. Suppl. Ser.* **227**, 14 (2016).
- [55] B. P. Abbott *et al.* (LIGO Scientific and Virgo Collaborations), *Phys. Rev. X* **6**, 041015 (2016).

-
- [56] P. C. Peters, *Phys. Rev.* **136**, B1224 (1964).
[57] J. Samsing and D. J. D’Orazio, *Mon. Not. R. Astron. Soc.* **481**, 5445 (2018).
[58] A. Heger, C. L. Fryer, S. E. Woosley, N. Langer, and D. H. Hartmann, *Astrophys. J.* **591**, 288 (2003).
[59] M. Spera and M. Mapelli, *Mon. Not. R. Astron. Soc.* **470**, 4739 (2017).
[60] D. Gerosa and E. Berti, *Phys. Rev. D* **95**, 124046 (2017).
[61] C. L. Rodriguez, P. Amaro-Seoane, S. Chatterjee, and F. A. Rasio, *Phys. Rev. Lett.* **120**, 151101 (2018).