



**HAL**  
open science

# Long-term storage behaviour of spent nuclear fuel simulated by accelerated radiation damage with $^{238}\text{Pu}$ -doped $\text{UO}_2$

Emanuele de Bona, Marco Cologna, Thierry Wiss, Rudy J. M. Konings, Gianguido Baldinozzi

► **To cite this version:**

Emanuele de Bona, Marco Cologna, Thierry Wiss, Rudy J. M. Konings, Gianguido Baldinozzi. Long-term storage behaviour of spent nuclear fuel simulated by accelerated radiation damage with  $^{238}\text{Pu}$ -doped  $\text{UO}_2$ . MRS Spring Meeting 2018. Fundamental Materials Science to Enable the Performance and Safety of Nuclear Technologies. Symp EN17, Apr 2018, Phoenix, United States. hal-01929654

**HAL Id: hal-01929654**

**<https://hal.science/hal-01929654v1>**

Submitted on 21 Nov 2018

**HAL** is a multi-disciplinary open access archive for the deposit and dissemination of scientific research documents, whether they are published or not. The documents may come from teaching and research institutions in France or abroad, or from public or private research centers.

L'archive ouverte pluridisciplinaire **HAL**, est destinée au dépôt et à la diffusion de documents scientifiques de niveau recherche, publiés ou non, émanant des établissements d'enseignement et de recherche français ou étrangers, des laboratoires publics ou privés.

# Long-term storage behaviour of spent nuclear fuel simulated by accelerated radiation damage with $^{238}\text{Pu}$ -doped $\text{UO}_2$

E. De Bona <sup>a,b</sup>, M. Cologna <sup>a</sup>, T. Wiss <sup>a</sup>, R.J.M. Konings <sup>a</sup>, G. Baldinozzi <sup>b</sup>,

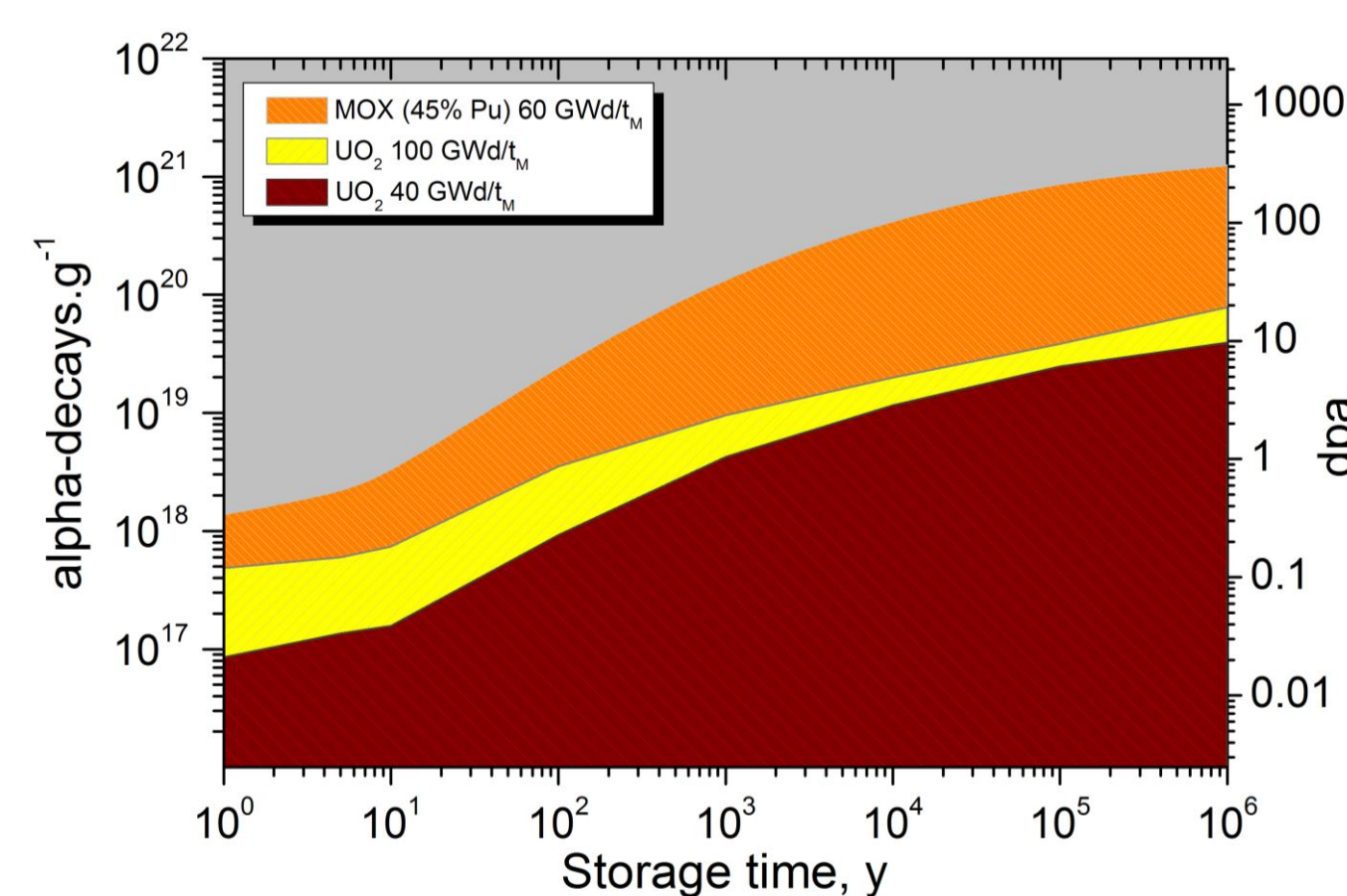
<sup>a</sup>JRC-Karlsruhe, Eggenstein-Leopoldshafen (Karlsruhe), 76344, Germany

<sup>b</sup>CentraleSupélec, Gif-sur-Yvette (Paris), F-91190, France

## Context

The radioactivity of the spent nuclear fuel is dominated by the  $\alpha$ -activity of the minor actinides generated during operational time and included within the  $\text{UO}_2$  matrix.

The accumulation of  $\alpha$ -damage and radiogenic He (shown in the graph) results in a modification of the microstructure and properties of the material, which has to be known to accurately predict the long term behaviour of the stored spent fuel.



## Experiment

- **Samples design:** bibliographic research of self-irradiation saturation values, choice of suitable compositions to reach saturation within PhD timeframe
- **Samples preparation:** powder synthesis, pressing and sintering, achievement of a  $\text{PuO}_2$  and  $\text{UO}_2$  solid solution
- **Fresh pellets characterization**
- **Periodic characterization:** 3 different storage temperatures (room T, wet storage T  $\sim 200^\circ\text{C}$ , liquid  $\text{N}_2$  T  $\sim -200^\circ\text{C}$ ), monitoring of the degradation of the thermophysical properties and microstructural evolution of LWR spent fuel due to self-irradiation and helium formation

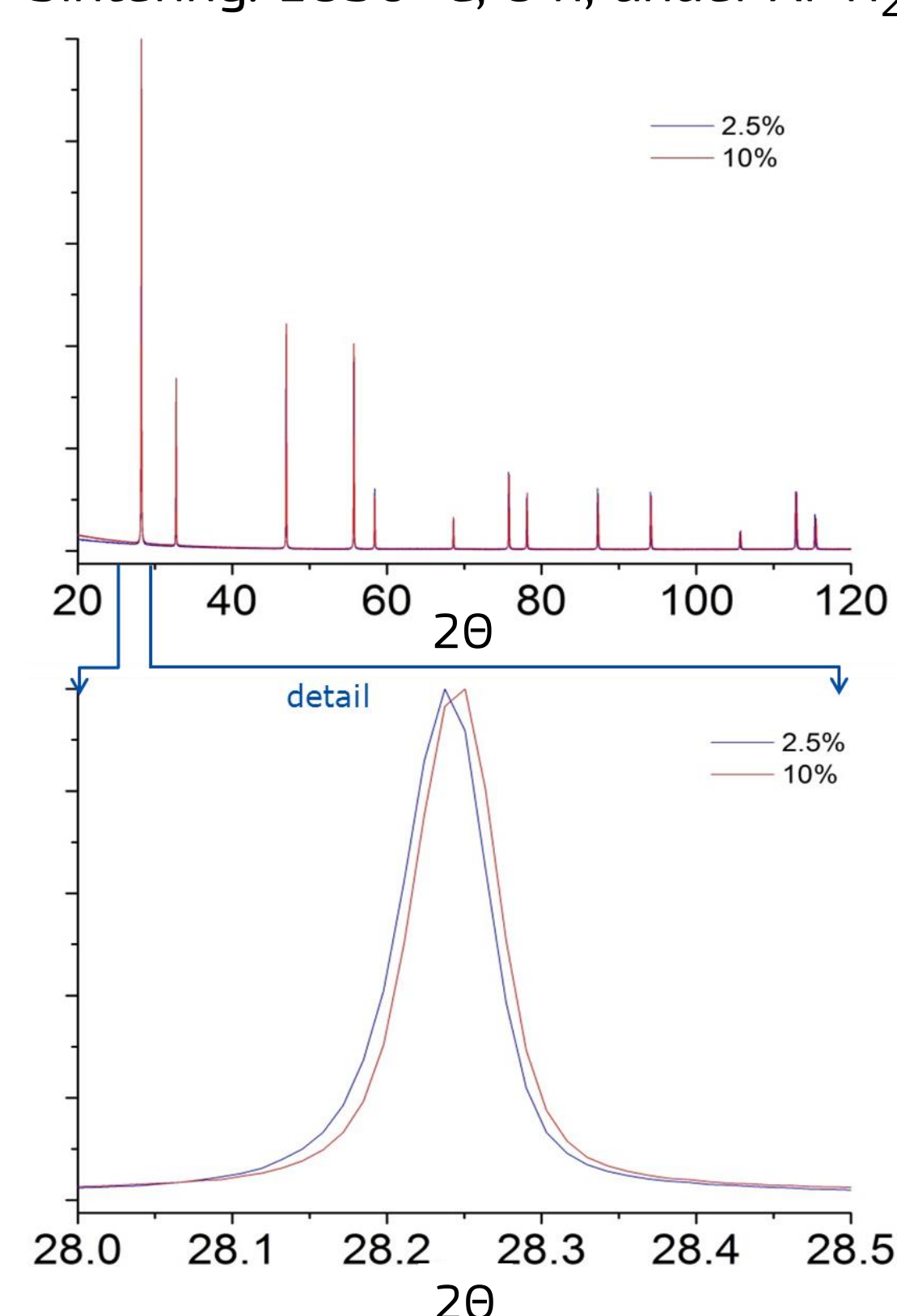
## Samples preparation

### Powder synthesis:


1. Dissolution of the Pu powder using  $\text{HNO}_3$  and HF
2. Separation in two batches and addition of the correct amount of U solution
3. Precipitation with ammonia addition
4. Filtration with paper filters
5. Pre-calcination ( $400^\circ\text{C}$ ) under air to burn the filters away
6. Calcination ( $700^\circ\text{C}$ ) under  $\text{Ar-H}_2$

### Powder pressing and sintering:

Pressing:  $\phi = 5\text{ mm}$ ;  $F = 14.5\text{ kN}$ ; resulting  $p = 738\text{ Mpa}$   
Sintering:  $1650^\circ\text{C}$ , 6 h, under  $\text{Ar-H}_2$



Two compositions were chosen:  
- **2.5wt Pu**, for the evolution of hardness and thermal conductivity in particular  
- **10wt Pu**, for those properties which degrade more slowly



Comparison between the XRD patterns of the two batches. Lattice parameter in good agreement with the Vegard Law for solid solutions.

## The European Commission's science and knowledge service

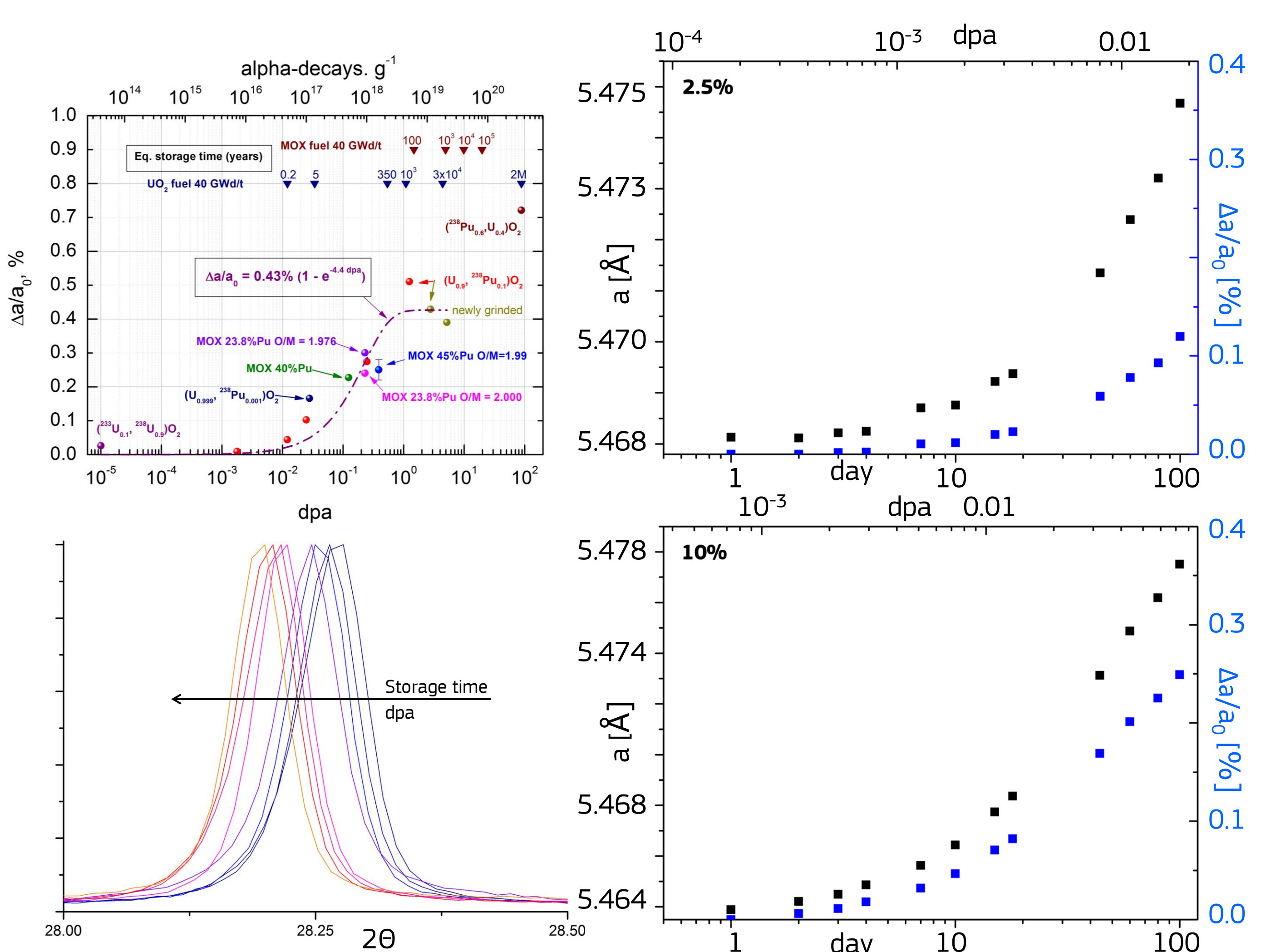
Joint Research Centre

EU Science Hub: [ec.europa.eu/jrc](http://ec.europa.eu/jrc) @EU\_ScienceHub Joint Research Centre

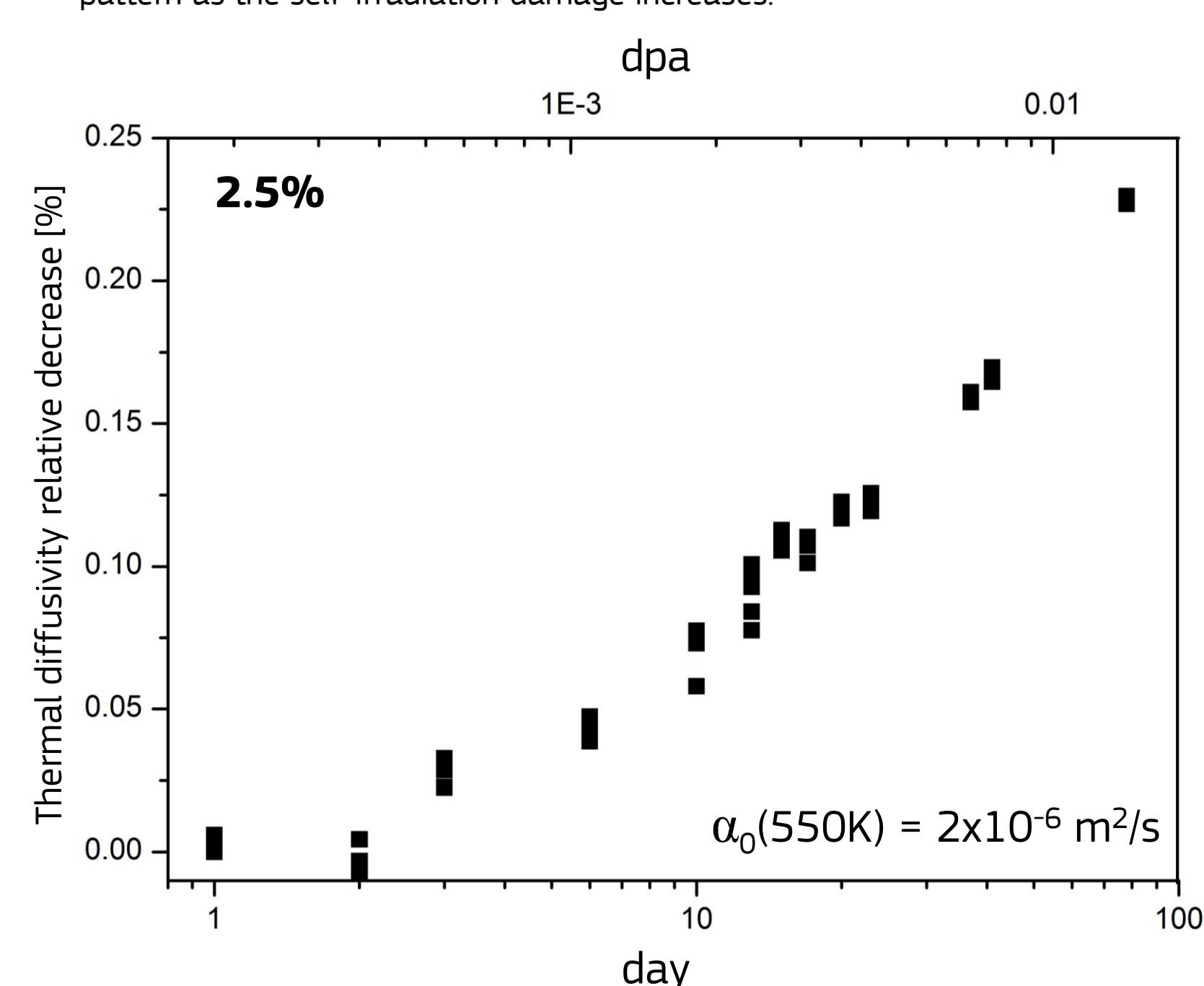
EU Science Hub - Joint Research Centre

## Periodic characterization – room T batch

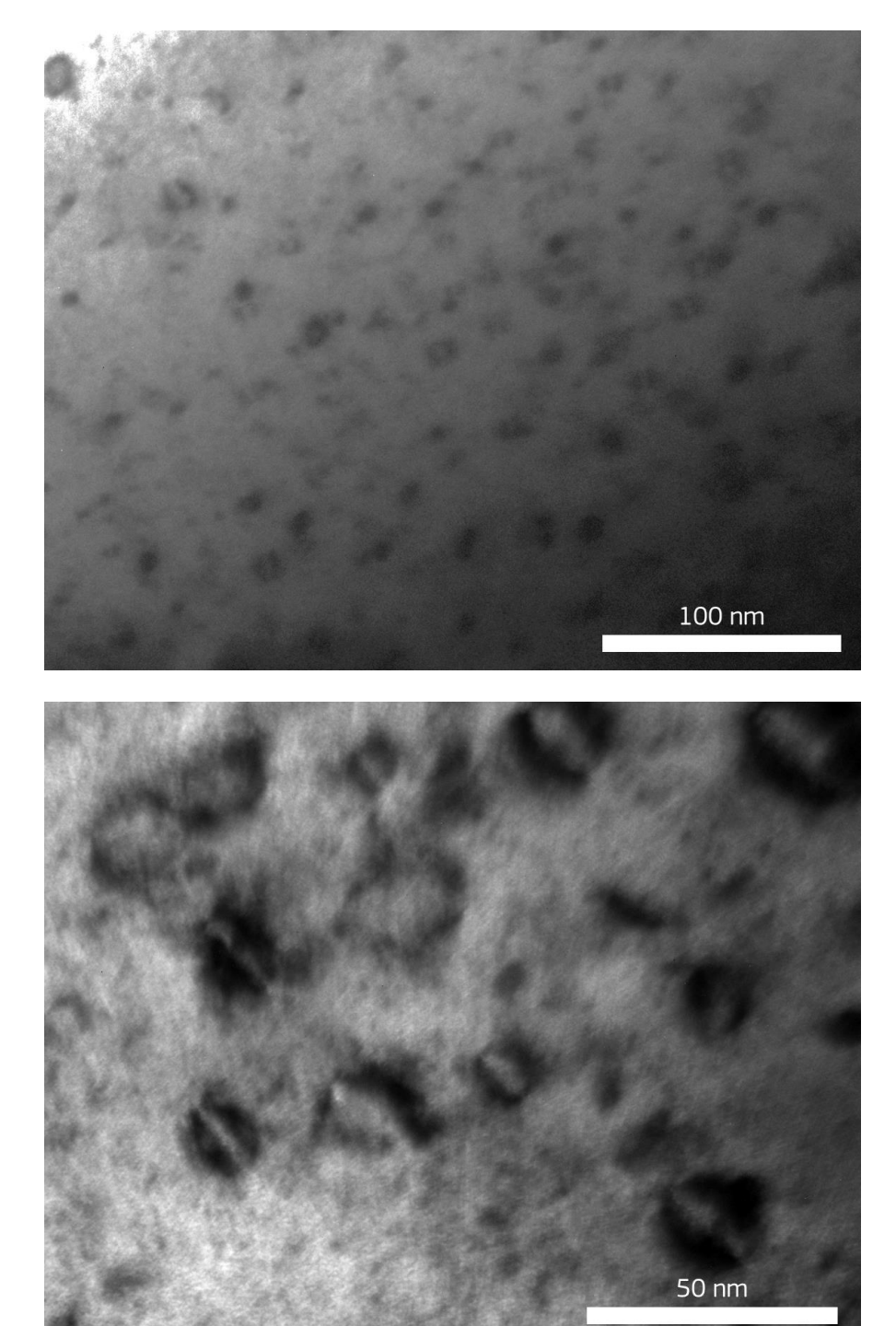
After annealing of defects (4h at  $1250^\circ\text{C}$  under  $\text{Ar-H}_2$ ), characterization started for the room T batch.



**First XRD results:** increase of the lattice parameter as function of the storage day and dpa. Shift of the first peak of the XRD pattern as the self-irradiation damage increases.



Left: **thermal diffusivity** degradation, measured at 550K by Laser Flash Analysis (LAF)  
Right: dislocation loops observed by **TEM** investigation on a 10%wt doped sample



## Conclusions

- **(U,Pu)O<sub>2</sub>** disks successfully sintered (geometrical density of 94-96%TD), composition measured by XRD in good agreement with the Vegard Law for solid solutions
- Started the characterization of the room T batch (XRD, LAF, TEM, but also RAMAN, EXAFS, NMR and DSC, not shown here)

## Future steps

- Periodic indentation and KEMS (Knudsen cell Effusion Mass Spectrometry, i.e. He thermal desorption) for room T batch
- Periodic characterization of samples stored at  $200^\circ\text{C}$  and  $-200^\circ\text{C}$

European Commission • Joint Research Centre

Nuclear Safety and Security Directorate [Emanuele.DE-BONA@ec.europa.eu](mailto:Emanuele.DE-BONA@ec.europa.eu)