



HAL
open science

Modeling and simulation of ellipsoidal droplets growing on patterned substrates during dropwise condensation

Solmaz Boroomandi Barati, Jean-Charles Pinoli, Stéphane Valette, Yann Gavet

► **To cite this version:**

Solmaz Boroomandi Barati, Jean-Charles Pinoli, Stéphane Valette, Yann Gavet. Modeling and simulation of ellipsoidal droplets growing on patterned substrates during dropwise condensation. THE XVIII SPANISH-FRENCH SCHOOL Jacques-Louis Lions about Numerical Simulation in Physics and Engineering, Jun 2018, Las Palmas de Gran Canaria, Spain. . hal-01923918

HAL Id: hal-01923918

<https://hal.science/hal-01923918>

Submitted on 15 Nov 2018

HAL is a multi-disciplinary open access archive for the deposit and dissemination of scientific research documents, whether they are published or not. The documents may come from teaching and research institutions in France or abroad, or from public or private research centers.

L'archive ouverte pluridisciplinaire **HAL**, est destinée au dépôt et à la diffusion de documents scientifiques de niveau recherche, publiés ou non, émanant des établissements d'enseignement et de recherche français ou étrangers, des laboratoires publics ou privés.

Modeling and simulation of ellipsoidal droplets growing on patterned substrates during dropwise condensation

S. Boroomandi Barati¹, J.C. Pinoli², S. Valette³, Y. Gavet²

¹ University of Lyon, Ecole Nationale Supérieure des Mines de Saint-Etienne
² Ecole Nationale Supérieure des Mines de Saint-Etienne
³ University of Lyon

Introduction

- ▶ Aim: presenting a mathematical model for simulating growth of ellipsoidal droplets on patterned substrates.
- ▶ Application: studying how to control the size of water droplets formed on the vitreous substrates like glasses, optical lens and car light shields.

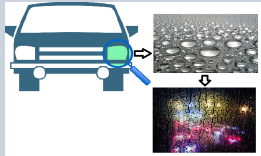


Figure: Formation of water droplets (because of dropwise condensation) on car light shields reduces light reflection in foggy days.

Dropwise condensation

The process of dropwise condensation consists of five main steps:

- ▶ nucleation of initial droplets
- ▶ growth rate due to adsorption
- ▶ growth rate due to coalescence
- ▶ nucleation of new small droplets
- ▶ sliding very big droplets from the surface.

Flat v.s textured substrates

The most important difference between droplets on flat and textured substrates is their geometry:


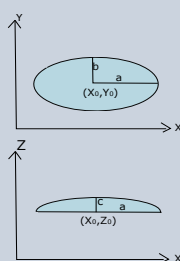


Figure: (a) Spherical droplets on the flat, (b) elliptical droplets on the sinusoidal substrates.

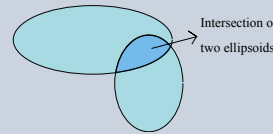
Mathematical modeling



$$\frac{1}{a^2}(X - X_0)^2 + \frac{1}{b^2}(Y - Y_0)^2 + \frac{1}{c^2}(Z - Z_0)^2 = 1$$

Figure: Hemi-ellipsoidal droplets in two planes (X-Y) and (X-Z) and their corresponding equation.

Coalescence of ellipsoidal droplets



For calculating the intersection between two ellipses in two dimension, one has to solve the system of equations of two ellipses, considering the point of (0,0) in the center of first ellipse. So the equation of the first ellipse will reduce to equation (1).

Figure: Checking for coalescence is done by verifying the existence of real intersection between two ellipses

$$\begin{cases} A_1 X^2 + Y^2 = R_1, & (1) \\ A_2 (X - X_0)^2 + (Y - Y_0)^2 = R_2, & (2) \end{cases}$$

$$A_1 = \frac{b_1^2}{a_1^2}, R_1 = b_1^2, A_2 = \frac{b_2^2}{a_2^2}, R_2 = b_2^2.$$

Mean errors of the model

Table: Mean errors of the model in calculating density and radius of the droplets on 6 different textured surfaces.

configuration of pillars	Mean error of density (%)	Mean error of radius (%)
configuration 1	21.28	-0.62
configuration 2	3.55	9.26
configuration 3	3.01	-2.01
configuration 4	13.14	0.18
configuration 5	11.33	1.80
configuration 6	7.7	5.04
Mean	10.00 ± 0.68	2.28 ± 0.42

Conclusions

- ▶ we presented a mathematical model for simulating coalescence of ellipsoidal droplets on textured substrates
- ▶ The presented model is applied to 6 different pillared surfaces and its mean error is calculated on all the surfaces of about 10% for droplets density and 2% for droplets size.
- ▶ The main source of error is recognized as the similarity between the droplets appearance and pillars that makes it difficult to identify the exact number of droplets.

Acknowledgements

This work was funded by LABEX MANUTECH-SISE (ANR-10-LABX-0075, within the program "Investissements d'Avenir" (ANR-11-IDEX-0007) operated by the French National Research Agency (ANR).

References

- [1] S. Boroomandi Barati, J.C. Pinoli, S. Valette, Y. Gavet, "Investigation spatial distribution of droplets and the percentage of surface coverage during dropwise condensation", *International Journal of Thermal Sciences*. 124 (2018), 356-365.
- [2] L. Glicksman, A. Hunt, "Numerical simulation of dropwise condensation", *International Journal of Heat and Mass Transfer*. 15 (1972), 2251-2269.
- [3] L. Xiuliang, C. Ping, "Dropwise condensation theory revisited: Part I. Droplet nucleation radius", *International Journal of Heat and Mass Transfer*. 83 (2015), 883-841.

Contact information

- ▶ solmaz.boroomandi@emse.fr
- ▶ 0033-477429333
- ▶ 158 Cours Fauriel, 42100 Saint Etienne, France