



HAL
open science

Maximal Positively Invariant Set Determination for Transient Stability Assessment in Power Systems

Antoine Oustry, Carmen Cardozo, Patrick Panciatici, Didier Henrion

► **To cite this version:**

Antoine Oustry, Carmen Cardozo, Patrick Panciatici, Didier Henrion. Maximal Positively Invariant Set Determination for Transient Stability Assessment in Power Systems. IEEE 58th Conference on Decision and Control (CDC), Dec 2019, Nice, France. 10.1109/CDC40024.2019.9029422 . hal-01923135v2

HAL Id: hal-01923135

<https://hal.science/hal-01923135v2>

Submitted on 18 Mar 2019

HAL is a multi-disciplinary open access archive for the deposit and dissemination of scientific research documents, whether they are published or not. The documents may come from teaching and research institutions in France or abroad, or from public or private research centers.

L'archive ouverte pluridisciplinaire **HAL**, est destinée au dépôt et à la diffusion de documents scientifiques de niveau recherche, publiés ou non, émanant des établissements d'enseignement et de recherche français ou étrangers, des laboratoires publics ou privés.

Maximal Positively Invariant Set Determination for Transient Stability Assessment in Power Systems

Antoine Oustry¹, Carmen Cardozo², Patrick Panciatici², Didier Henrion^{3,4}

March 18, 2019

Abstract

This paper assesses the transient stability of a synchronous machine connected to an infinite bus through the notion of invariant sets. The problem of computing a conservative approximation of the maximal positively invariant set is formulated as a semi-definitive program based on occupation measures and Lasserre’s relaxation. An extension of the proposed method into a robust formulation allows us to handle Taylor approximation errors for non-polynomial systems. Results show the potential of this approach to limit the use of extensive time domain simulations provided that scalability issues are addressed.

Keywords: transient stability, invariant sets, occupation measures, Lasserre’s relaxation, moment-sum-of-squares hierarchy, convex optimization

1 Introduction

Although a classic definition of dynamic system stability does apply to power systems, this notion has been traditionally classified into different categories depending on the variables (rotor angle, voltage magnitude or frequency), the time scale (short and long term) of interest [1], as well as the size of the disturbance. In particular, transient stability refers to the ability of the power system to maintain synchronism when subjected to a severe disturbance and it focuses on the evolution of generator rotor angles over the first seconds that follow.

Indeed, a short circuit at a synchronous generator’s terminal reduces its output voltage, and with it, the power injected into the network. The received mechanical power is then stored in the rotor mass as kinetic energy producing a speed increase. If the voltage is not restored within a certain time for the specific fault, known as the Critical Clearing Time (CCT), the unit loses synchronism, i.e. the rotor angle diverges.

Transmission System Operators (TSO) are responsible for the power system security and must prevent this to happen as a consequence of any plausible N-1 situation. Hence, TSOs constantly perform intensive time-domain nonlinear simulations and take actions if needed to ensure transient stability. Historically, the simulated scenarios could be limited to a manageable set of given initial conditions and predefined faults. However, with the changing operational environment of electrical power systems these critical conditions become harder to identify. Renewable energy sources and new architectures of intraday and balancing markets add uncertainty and variability to the production plan, enlarging the set of situations to consider.

Therefore, the research of new methods for assessing the transient stability of classical power systems has drawn academia and industry attention. The computation of Regions of Attraction (ROA) for this purposes appeared as an interesting idea. Indeed, a ROA provides the set of

¹Ecole Polytechnique, Palaiseau, France.

²Réseau de Transport d’Electricité (RTE), France.

³LAAS-CNRS, Université de Toulouse, France.

⁴Faculty of Electrical Engineering, Czech Technical University in Prague, Czechia.

acceptable (post-fault) conditions of a dynamic system which are known to reach a given target set in a specified time. They can be obtained through the construction of polynomial Lyapunov functions [3,4], as well as using the notion of occupation measures and Lasserre’s hierarchy [5,6]. As long as the dynamics of the system is polynomial, both formulations yield a moment-sum-of-squares (SOS) optimization program that can be efficiently solved by semi-definite programming (SDP), a particular class of efficient convex optimization tools.

Within the framework of occupation measures, we propose to assess the transient stability of a power system by computing Maximal Positively Invariant (MPI) sets which will simply exclude all diverging trajectories without fixing any arbitrary target set and reaching time. We consider a Single Machine Infinite Bus (SMIB) test system, based on different non-polynomial models and classical hypotheses of electromechanical analysis. The originality of this work lies on the reformulation of the problem presented in [7] into the inner approximations of the MPI set and its application to the transient stability study of a synchronous machine (SM).

The main contributions of this work are:

1. Formulation of the MPI set inner approximation problem for a polynomial dynamic system constrained on an algebraic set.
2. Its extension into a robust form that ensures the conservativeness of the MPI set for a non-polynomial system as long as its approximation error can be bounded.
3. Computation of CCT bounds without simulation of the post-fault system, but from the evaluation of the polynomial describing the inner/outer approximations of the MPI set along the trajectory of the faulted system.

Section 2 presents the polynomial reformulation of three different SMIB models. Section 3 describes the MPI set inner approximation method while Section 4 includes its robust form. Numerical results are analyzed in Section 5. Conclusion and future work are discussed in Section 6.

2 Polynomial reformulation of the SM Models

In this work we consider three different SM models. The second order model (2nd OM) is described as follows:

$$\begin{cases} \dot{\delta}(t) = \omega_n(\omega_s(t) - \omega_i) \\ 2H\dot{\omega}_s(t) = C_m - \frac{1}{\omega_s(t)} \frac{V_s V_i}{X_l} \sin(\delta(t)) - D(\omega_s(t) - \omega_i) \end{cases} \quad (1)$$

where δ (radians) is the angle difference between the generator and the infinite bus, H (MWs/MVA) the inertia constant, ω_n (radians/s) the nominal frequency, ω_s the generator speed, ω_i the infinite bus speed, V_s the generator voltage, V_i the infinite bus voltage, C_m the mechanical torque, X_l the line reactance and D the damping factor, all in per unit (p.u.).

The third order model (3rd OM) takes into account the dynamics of the transient electromotive force (e'_q) considering a constant exciter output voltage (E_{vf}):

$$\begin{cases} \dot{\delta}(t) = \omega_n(\omega_s(t) - \omega_i) \\ 2H\dot{\omega}_s(t) = C_m - \frac{1}{\omega_s(t)} \frac{V_s V_i}{X_l} \sin(\delta(t)) - D(\omega_s(t) - \omega_i) \\ T'_{d0} \dot{e}'_q(t) = E_{vf} - e'_q(t) + \frac{x_d - x'_d}{x'_d + X_l} (V_i \cos \delta(t) - e'_q(t)) \end{cases} \quad (2)$$

where x_d and x'_d are the SM steady state and transient direct axis reactances, and T'_{d0} is the direct axis open-circuit transient time-constant. The fourth order model (4th OM) includes a

voltage controller:

$$\begin{cases} \dot{\delta}(t) = \omega_n(\omega_s(t) - \omega_i) \\ 2H\dot{\omega}_s(t) = C_m - \frac{1}{\omega_s(t)} \frac{V_s V_i}{X_l} \sin(\delta(t)) - D(\omega_s(t) - \omega_i) \\ T'_{d0} \dot{e}'_q(t) = E_{vf}(t) - e'_q(t) + \frac{x_d - x'_d}{x'_d + X_l} (V_i \cos \delta(t) - e'_q(t)) \\ T_E \dot{E}_{vf}(t) = \kappa(V_{ref} - V_s(t)) - E_{vf}(t) \end{cases} \quad (3)$$

where now the exciter output voltage $E_{vf}(t)$ is time varying,

$$V_s(t) = \sqrt{\left(\frac{x_q V_i \sin \delta(t)}{x_q + X_l}\right)^2 + \left(\frac{x_d V_i \cos \delta(t) + X_l e'_q(t)}{x'_d + X_l}\right)^2},$$

x_q is the quadrature axis reactance, V_{ref} is the SM reference voltage and κ is the controller gain, all in p.u. These models include non-polynomial terms on δ (trigonometric function), ω (inverse function) and also e'_q (square root). In the sequel we explain how to derive polynomial models by reformulations.

2.1 Variable change for exact equivalent

As demonstrated in [8], the trajectories and stability properties of the system are preserved when using the following endogenous transformation:

$$\Phi := \begin{cases}] - \pi, \pi[\times] - \omega_M, \omega_M[\rightarrow \mathcal{C} \times] - \omega_M, \omega_M[\\ (\delta, \omega) \mapsto (\cos(\delta), \sin(\delta), \omega) \end{cases} \quad (4)$$

where ω_M is an upper bound on ω and $\mathcal{C} = \{(x, y) \in \mathbb{R}^2, x^2 + y^2 = 1, x > -1\}$. Then, the SM 2nd OM becomes polynomial at the price of increasing the dimension of the state space and adding an algebraic constraint.

2.2 Taylor Approximation

The polynomial reformulation of the inverse function and the square root, whose arguments have limited variations in the post-fault system, is achieved using a classic Taylor series expansion. Without loss of generality, we set $\omega(t) = \omega_s(t) - \omega_i$ as the speed deviation of the SM and $\omega_i = 1$ p.u., such that:

$$\frac{1}{1 + \omega} = 1 - \omega + \omega^2 + o(\omega^2) \quad (5)$$

$$V_s = V_s^{eq} \left(1 + \frac{h}{2} - \frac{h^2}{8}\right) + o(h^2) \quad (6)$$

where V_s^{eq} is the terminal voltage at an equilibrium point and $h = [(\frac{x_q V_i y}{x_q + X_l})^2 + (\frac{x_d V_i x + X_l e'_q}{x'_d + X_l})^2] / (V_s^{eq})^2 - 1$.

2.3 Polynomial Model

The 4th SM model is now expressed as a polynomial model:

$$\begin{cases} \dot{x}(t) = -\omega_n \omega(t) y(t) \\ \dot{y}(t) = \omega_n \omega(t) x(t) \\ 2H\dot{\omega}(t) = C_m - (1 - \omega(t) + \omega^2(t)) \frac{V_s V_i}{X_l} y(t) - D\omega(t) \\ T'_{d0} \dot{e}'_q(t) = \bar{E}_{vf}(t) - e'_q(t) + \frac{x_d - x'_d}{x'_d + X_l} (V_i \cos \delta(t) - e'_q(t)) \\ T_E \dot{E}_{vf}(t) = \kappa(V_{ref} - (V_s^{eq}(1 + 0.5h(t) - 0.125h(t)^2)) - E_{vf}(t)) \\ x(t)^2 + y(t)^2 = 1, x(t) > -1, \omega(t) \in] - \omega_M, \omega_M[\end{cases} \quad (7)$$

and hence MPI sets can be computed according to the methodology presented in the next Section 3. However, the impact of the model approximation on the MPI set is unknown. Section 4 explains how to handle modelling errors.

3 Inner Approximation of the MPI Set for Polynomial Systems

Let f be a polynomial vector field on \mathbb{R}^n . For $x_0 \in \mathbb{R}^n$ and $t \geq 0$, let $x(t|x_0)$ denote the solution of the ordinary differential equation $\dot{x}(t) = f(x(t))$ with initial condition $x(0|x_0) = x_0$. Let X be a compact semi-algebraic set of \mathbb{R}^n and $\text{int}(X)$ its interior. The Maximal Positively Invariant (MPI) set included in $\text{int}(X)$ is defined as:

$$X_\infty := \{x_0 \in \text{int}(X) : \forall t \geq 0, x(t|x_0) \in \text{int}(X)\}.$$

In words, X_∞ is the set of all initial states generating trajectories staying in X *ad infinitum*.

In [6], the authors propose to obtain ROA inner approximations by computing outer approximations of the complementary set (which is a ROA too) with the method presented in [5]. Following the same idea, we chose to focus on approaching the MPI complementary set by the outside in order to get MPI set inner approximations. The MPI complementary set X_∞^c is:

$$\text{int}(X) \setminus X_\infty = \{x_0 \in \text{int}(X) : \exists t \geq 0, x(t|x_0) \in \partial X\}$$

where ∂X denotes the boundary of X . Thus $X \setminus X_\infty$ is the infinite-time ROA of ∂X .

This specificity, together with the presence of an algebraic constraint, makes the application of the ROA calculation method as published in the literature not straightforward. On the one hand, we handle the algebraic constraint by changing the reference measure from an n -dimensional volume (Lebesgue) to a uniform measure over a cylinder (Hausdorff).

On the other hand, ROA approaches usually consider a finite time for reaching the target set. To tackle this issue, we propose here to extend to continuous-time systems the work presented in [9], where occupation measures are used to formulate the infinite-time reachable set computation problem for discrete-time polynomial systems (see [12] for more details).

For a given $T > 0$, we define the following linear programming problem:

$$\begin{aligned} p^T = \sup \quad & \mu_0(X) \\ \text{s.t.} \quad & \text{div}(f\mu) + \mu_0 = \mu_\partial \\ & \mu_0 + \hat{\mu}_0 = \lambda \\ & \mu(X) \leq T\lambda(X) \end{aligned} \tag{P^T}$$

where the supremum is with respect to measures $\mu_0 \in \mathcal{M}^+(X)$, $\hat{\mu}_0 \in \mathcal{M}^+(X)$, $\mu_\partial \in \mathcal{M}^+(\partial X)$ and $\mu \in \mathcal{M}^+(X)$ with $\mathcal{M}^+(A)$ denoting the cone of non-negative Borel measures supported on the set A .

The first constraint $\text{div}(f\mu) + \mu_0 = \mu_\partial$, a variant of the Liouville equation, encodes the dynamics of the system and ensures that μ_0 (initial measure), μ (occupation measure) and μ_∂ (terminal measure) describe trajectories hitting ∂X . This equation should be understood in the weak sense, i.e. $\forall v \in C^1(X)$, $\int_X \text{grad } v \cdot f \, d\mu = \int_{\partial X} v \, d\mu_\partial - \int_X v \, d\mu_0$.

The second constraint ensures that μ_0 is dominated by reference measure: we use a slack measure $\hat{\mu}_0$ and require that $\mu_0 + \hat{\mu}_0 = \lambda$. The third constraint ensures the compactness of the feasible set in the weak-star topology.

Program (P^T) then aims at maximizing the mass of the initial measure μ_0 being dominated by the reference measure λ and supported only on X_∞^c . The dual problem of (P^T) is the following linear programming problem:

$$\begin{aligned} d^T = \inf \quad & \int_X (w(x) + uT) d\lambda(x) \\ \text{s.t.} \quad & \text{grad } v \cdot f(x) \leq u, \forall x \in X \\ & w(x) \geq v(x) + 1, \forall x \in X \\ & w(x) \geq 0, \forall x \in X \\ & v(x) \geq 0, \forall x \in \partial X \end{aligned} \tag{D^T}$$

where the infimum is with respect to $u \geq 0$, $v \in C^1(X)$ and $w \in C^0(X)$. For T greater than the average escape time on X_∞^c , which is assumed to be finite, the w -component of any minimizing sequence of (D^T) converges to the indicator function of X_∞^c in the sense of L^1 -norm and the u -component converges to 0. In addition, any feasible solution $(0, v, w)$ provides a positively invariant set (see [12]) for proofs).

Property 3.1. *If $(0, v, w)$ is feasible in (D^T) , then $\{x \in \text{int}(X) : v(x) < 0\} \subset X_\infty$ is positively invariant.*

In the same manner than [5–7], we use the Lasserre SDP moment relaxation hierarchy of (P^T) , denoted (P_k^T) , to approach its optimum, where $k \in \mathbb{N}$ is the relaxation order. For brevity and practical reasons (see Fig. 1) this paper presents only the dual hierarchy of SDP SOS tightenings of (D^T) :

$$\begin{aligned} d_k^T = \inf \quad & \mathbf{w}'\mathbf{l} + uT\mathbf{l}_0 \\ \text{s.t.} \quad & u - \text{grad } v \cdot f = q_0 + \sum_i q_i g_i \\ & w - v - 1 = p_0 + \sum_i p_i g_i \\ & w = s_0 + \sum_i s_i g_i \\ & v = t_0 + \sum_i t_i^+ g_i - \sum_i t_i^- g_i \end{aligned} \quad (D_k^T)$$

where the infimum is with respect to $u \geq 0$, $v \in \mathbb{R}_{2k}[x]$, $w \in \mathbb{R}_{2k}[x]$ and $q_i, p_i, s_i, t_i^+, t_i^- \in \Sigma[x]$, $i = 0, 1, \dots, n_X$ with $\mathbb{R}_{2k}[x]$ denoting the vector space of real multivariate polynomials of total degree less than or equal to $2k$ and $\Sigma[x]$ denoting the cone of SOS polynomials.

As proven in [12], any sequence of $\frac{1}{k}$ -optimal solution (u_k, v_k, w_k) of SDP problem (D_k^T) is a minimizing sequence of (D^T) and satisfies then $w_k \rightarrow_{L^1} \mathbf{1}_{X_\infty^c}$ and $u_k \rightarrow 0$. Moreover, if $u_k = 0$, then $X_{\infty,k} := \{x \in \text{int}(X) : v_k(x) < 0\}$ is positively invariant from Property 3.1. In that case, $X_{\infty,k}$ is guaranteed to be an **inner approximation** of X_∞ .

The algorithmic complexity of the method is that of solving an SDP program whose size is in $O(\binom{n+2k}{2k})$, hence polynomial in the relaxation order k with exponent the number of variables n .

We can now compute inner approximations of the MPI sets of polynomial systems constrained to a semi-algebraic set. However, as discussed before, SM models for transient stability analysis are not polynomial. Although we reformulated them, truncation error may destroy the conservativeness guarantee provided by the proposed method.

Nevertheless, modelling errors can be seen as an uncertain parameter $\epsilon \in \mathcal{B}$. Hence, there is a compact set $\mathcal{B} \subset \mathbb{R}^p$ such that the non-polynomial vector field g of \mathbb{R}^n satisfies:

$$\forall x \in X, \exists \epsilon(x) \in \mathcal{B}, g(x) = f(x, \epsilon(x))$$

where f is a polynomial function from \mathbb{R}^{n+p} to \mathbb{R}^n . For instance, the p^{th} order Taylor expansion of $\frac{1}{1+\omega}$ gives:

$$\frac{1}{1+\omega} = 1 - \omega + \dots + (-\omega)^p + \epsilon_p(\omega)$$

with $\epsilon_p(\omega) := \frac{(-\omega)^{p+1}}{1+\omega}$. Thus, $|\epsilon_p(\omega)| \leq \frac{\omega_M^{p+1}}{1-\omega_M}$. In the next section, we propose a robust formulation of the MPI set calculation that ensures the conservative nature of the solution in spite of the modelling errors described by the set \mathcal{B} .

4 Robust MPI Sets

We assume now that the dynamic system depends also on an uncertain time-varying parameter ϵ evolving in a compact set $\mathcal{B} \subset \mathbb{R}^p$. We are now studying the following ordinary differential equation:

$$\dot{x}(t) = f(x(t), \epsilon(t))$$

whose solution is now denoted $x(t|x_0, \epsilon)$ to emphasize the dependence on both the initial condition x_0 and the uncertain parameter ϵ . Accordingly, we define the Robust Maximal Positively Invariant (RMPI) set $X_{\mathcal{B}}$ included in X :

$$X_{\mathcal{B}} := \{x_0 \in \text{int}(X) : \forall \epsilon \in \mathcal{L}^\infty(\mathbb{R}_+, \mathcal{B}), \forall t \geq 0, x(t|x_0, \epsilon) \in \text{int}(X)\}$$

where $\mathcal{L}^\infty(\mathbb{R}_+, \mathcal{B})$ denotes the vector space of essentially bounded functions from \mathbb{R}_+ to \mathcal{B} . If the system is initialized in $X_{\mathcal{B}}$, it cannot be brought out of set $\text{int}(X)$ by any (time-varying) control whose values belong to \mathcal{B} . Moreover, $X_{\mathcal{B}}$ is the biggest set included in $\text{int}(X)$ being positively invariant for every dynamical system $\dot{x} = f(x, \epsilon)$ with a fixed $\epsilon \in \mathcal{B}$.

In order to compute the RMPI set, we propose the following linear programming problem:

$$\begin{aligned} p_{\mathcal{B}}^T = \sup & \mu_0(X) \\ \text{s.t.} & \text{div}((f\mu)^{(X)}) + \mu_{\partial} = \mu_0 \\ & \mu_0 + \hat{\mu}_0 = \lambda \\ & \mu(X \times \mathcal{B}) \leq T\lambda(X) \end{aligned} \quad (P_{\mathcal{B}}^T)$$

where the supremum is with respect to $\mu_0 \in \mathcal{M}^+(X)$, $\hat{\mu}_0 \in \mathcal{M}^+(X)$, $\mu_{\partial} \in \mathcal{M}^+(\partial X)$ and $\mu \in \mathcal{M}^+(X \times \mathcal{B})$.

Its dual linear program reads:

$$\begin{aligned} d_{\mathcal{B}}^T = \inf & \int_X (w(x) + uT) d\lambda(x) \\ \text{s.t.} & \text{grad } v(x) \cdot f(x, \epsilon) \leq u, \forall (x, \epsilon) \in X \times \mathcal{B} \\ & w(x) \geq v(x) + 1, \forall x \in X \\ & w(x) \geq 0, \forall x \in X \\ & v(x) \geq 0, \forall x \in \partial X \end{aligned} \quad (D_{\mathcal{B}}^T)$$

where the infimum is with respect to $u \geq 0$, $v \in C^1(X)$ and $w \in C^0(X)$.

Property 4.1. *If $(0, v, w)$ is feasible in $(D_{\mathcal{B}}^T)$, then the set $\{x \in \text{int}(X) : v(x) < 0\}$ is positively invariant for any given $\epsilon \in \mathcal{L}^\infty(\mathbb{R}_+, \mathcal{B})$.*

Such a feasible solution is obtained following the same approach as in Section 3, computing the Lasserre moment hierarchy of $(P_{\mathcal{B}}^T)$. Indeed, the dual hierarchy is made of SOS tightenings of $(D_{\mathcal{B}}^T)$, which can be solved using SDP.

5 Numerical Results

The method described in this work has been implemented in MATLAB. The SDP problems are solved using MOSEK that takes as input a raw SDP program. As illustrated in Fig. 1 we consider two equivalent alternatives to produce this file:

1. Using the interface GloptiPoly 3 [10], that takes a linear program on measures as an input and produces the Lasserre SDP moment relaxation of a specified degree.
2. Using the interface SOSTOOLS [11], that takes a SOS programming problem as an input and produces the corresponding SDP problem.

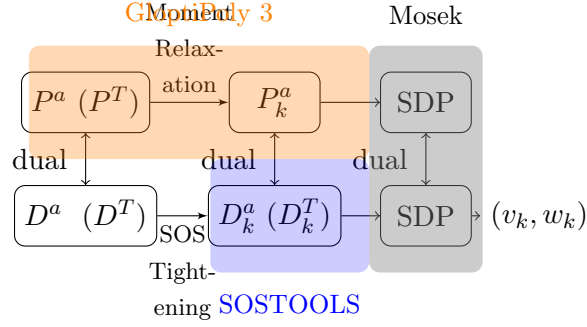


Figure 1: Implementation of the proposed method

It is important to highlight that from the implementation point of view, the SM models presented in Section 2 were renormalized in order to get well scaled SDP problems. In addition, a *reasonable* set X is defined such that the volume of the MPI set X_0 covers a non-negligible part of this box. For the test systems considered here, this was achieved by setting all variables between -1 and 1 and $100/\lambda(X)$ is used as T .

5.1 Link between MPI sets and transient stability

Let us consider: i) the test system described in Appendix A, ii) two scenarios with $C_m = 0.6$ p.u. and $C_m = 0.7$ p.u., and iii) for illustrative purposes, two faults at the SM terminal with different clearing times (CT): 300 and 350 ms, see Fig. 2a.

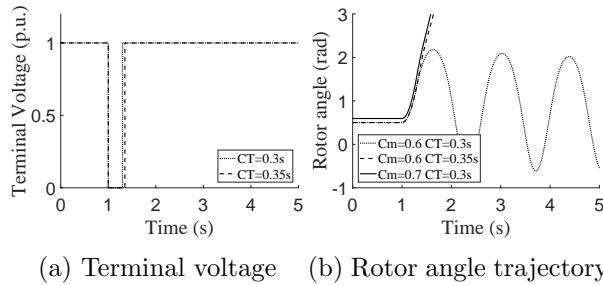


Figure 2: Stable and unstable cases

5.1.1 SM 2nd OM

Critical clearing times for both scenarios are determined through simulation. For this first model CCT_1 for scenario 1 ($C_m = 0.6$ p.u) is 310 ms and CCT_2 for scenario 2 ($C_m = 0.7$ p.u) is 250 ms. Figure 2b shows that when the fault is cleared at 300 s only scenario 1 remains stable.

Figure 3 shows the MPI set approximations computed with the proposed approach -solving program (D_k^T) and setting $v = 0$ - for two different degrees of relaxation ($k = 3$ and $k = 5$). The trajectories presented in Fig. 2b for scenario 1 and different fault clearing times are also included. The accuracy gain provided by increasing the relaxation degree is observed.

For $k = 5$ the computed inner and outer approximations are quite close, which enables us to conclude about the stability of a certain post-fault situation by simulating only the faulted system. Moreover, they provide an insight on the "stability margin" by looking into the distance between the system state at the fault elimination and the boundaries of the MPI set.

Figure 4 shows the computed MPI set for $k = 5$ and different system parameters. In all cases CPU times are around 4 seconds¹. As the SM is operated closer to its maximal capacity

¹Intel(R) Core(TM) i7-4900MQ 2.8GHz.

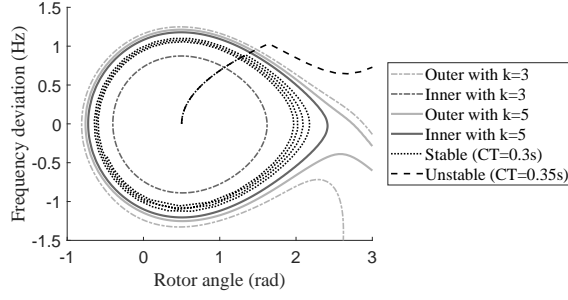


Figure 3: MPI set approximations for different k .

(higher C_m) the stability region becomes smaller and moves to the right side. Indeed, the rotor angle at the equilibrium point increases with C_m .

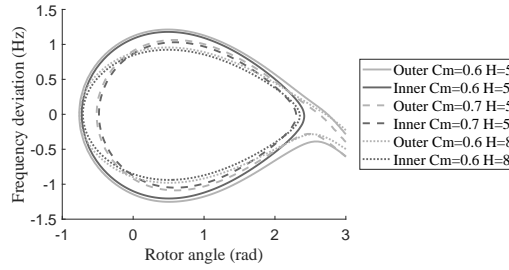


Figure 4: MPI set approximations for different parameters.

Consistently with intuitions from the equal area criterion, the critical angle after which the fault elimination becomes ineffective to prevent loss of synchronism is independent of H . However, the MPI sets become "flatter" because the lower the inertia of the unit, the higher the speed that will be possible to arrest for the same available decelerating power.

Of course, as shown in Fig. 5, the CCT for a given fault increases with H . These figures show the polynomial $v(\delta, \omega)$, describing the MPI set and obtained by solving (D_k^T) , evaluated along the faulted trajectory.

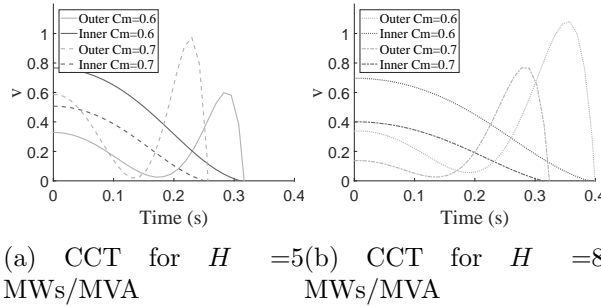


Figure 5: v evaluated on the faulted trajectory

For readability purposes the sign of v for the inner approximation has been changed and the values have been normalized. The zero crossing with the abscissa axis corresponds to the moment when $v(\delta(t), \omega(t)) = 0$, which means that the state variables are no longer inside the computed MPI set. This is the CCT. For $k = 5$ the CCT is estimated with a 10 ms precision. However, v remains a high degree polynomial.

5.1.2 SM 3rd OM

In this case, the MPI set consists in a three dimensional volume (δ, ω, e'_q) . Figure 6 shows sections of the outer (light grey) and inner (dark grey) approximations of the MPI set for different values e'_q (left) and ω (right). These values correspond to specific points of the stable fault trajectory ($t = 1\text{s}$, $t = 1.2\text{s}$, $t = 1.35\text{s}$ and $t = 1.5\text{s}$ respectively). As expected, the stability region is larger for high values of internal electromotive forces (the set X is limited to $2e'_{q0} = 1.58\text{pu}$). Again, evaluating v along the trajectory during the fault enables us to bound the CCT between 305-330ms.

5.1.3 SM 4th OM

it is well known that voltage regulators may introduce negative damping in the system [1]. Although power plants have more sophisticated controller, we consider here a proportional one as described in (3) for illustrative purposes. Figure 7a shows that depending on the value of κ the lost of synchronism may occurs after a few diverging oscillations.

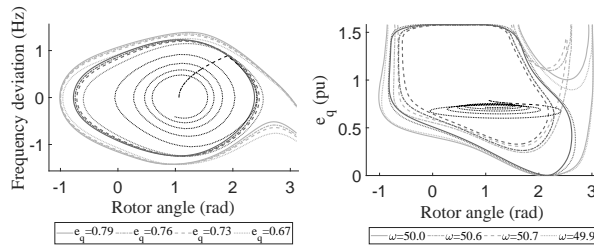


Figure 6: Sections of the MPI set for the 3rd OM

Fig 7b shows sections of the MPI set outer (light grey) and inner (dark grey) approximations at the equilibrium point. For badly-damping system the choice of parameter $a = T\lambda(X)$ may have a impact in accuracy for a given relaxation degree.

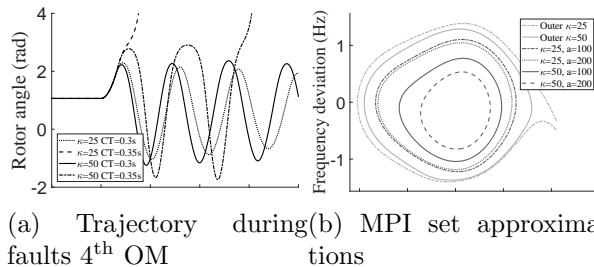


Figure 7: Results for the 4th OM

5.2 Model approximation and Robust MPI sets

Previous section considered a 2nd order Taylor expansion for the $\frac{1}{\omega_s}$ term as described in Section 2. Figure 8 shows that this approximation is accurate enough since the RMPI set overlaps. However, in the presence of larger modeling errors, for instance, if we use the electrical power directly into the speed equation ($C_e = P_e$ and $\frac{1}{\omega_s} \approx 1$), we observe that:

1. The MPI set computed with (D_k^T) is wider and may include points that are unstable in the original non-polynomial system.
2. Since the bounds of the \mathcal{B} are larger, the RMPI set is a bit smaller, but offers conservativeness guarantees.

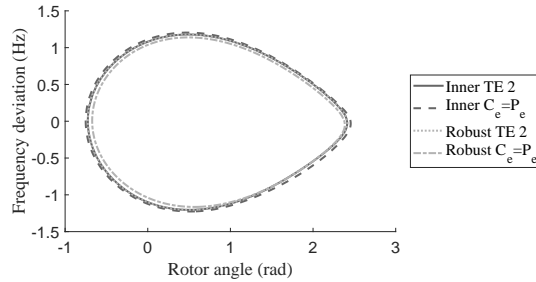


Figure 8: Robust MPI set

Indeed, in the second case we write $\frac{1}{1+\omega} = 1 + \epsilon_0(\omega)$ with $\epsilon_0(\omega) = \frac{-\omega}{1+\omega}$ whereas in the case of the 2nd order Taylor expansion, we write $\frac{1}{1+\omega} = 1 - \omega + \omega^2 + \epsilon_2(\omega)$, with $\epsilon_2(\omega) = \frac{-\omega^3}{1+\omega}$. Naturally, the bounds on ϵ_2 are tighter : $|\epsilon_0(\omega)| \leq \frac{\omega_M}{1-\omega_M}$ while $|\epsilon_2(\omega)| \leq \frac{\omega_M^3}{1-\omega_M}$ (typically $\omega_M = 0.05$).

5.3 Performance for the 3rd and 4th OM

As discussed before, the algorithmic complexity of the method depends strongly on n , the number of states. Table 1 shows the accuracy on the computation of the MPI set inner and outer approximations with the relaxations degree. The volumes are computed using a Monte-Carlo method. Table 2 presents the associated computing time for both models. It is observed that CPU time raises considerably for the 4th OM.

Table 1: Volume of the computed MPI sets

Model	k	inner approximation	outer approximation
3 rd	4	9.84	17.02
	5	10.37	14.91
	6	10.85	13.97
4 th	4	12.00	30.40
	5	17.06	28.12

Table 2: CPU time of the MPI set computation (s)

Model	k	inner approximation	outer approximation
3 rd	4	12.64	4.50
	5	29.92	20.13
	6	129.04	100.06
4 th	4	63.82	41.04
	5	573.65	339.65

6 Conclusions

The transient stability problem has been formulated as the inner approximation of the MPI set of the polynomial dynamic system. For this purpose, we have first transformed SM ma-

chines models into polynomial ones, and then adapted the published work based on occupation measures and Lasserre hierarchy to the infinite-time ROA calculation for continuous systems constrained to an algebraic set. Simulation results showed that we can compute multidimensional stability regions for more complex SM models and that CCT can be accurately bounded evaluating the obtained polynomial for inner and outer MPI set approximations on the faulted trajectory.

Moreover, we have proposed a robust formulation that provides conservativeness guarantees in the presence of bounded modelling uncertainties. Again accurate results are obtained when taking into account Taylor approximation errors.

However, algorithmic complexity leads to high CPU times as more details were included in the SM model. Future work will focus on limiting the required relaxation degree in order to reduce computational cost and be able to increase the state space dimension.

Acknowledgment

This work was partly funded by the ERC Advanced Grant Taming. The authors would like to thank Matteo Tacchi from LAAS-CNRS Toulouse, and Philippe Juston from RTE for the enlightening discussions.

References

- [1] P. Kundur, *Power system stability and control*, McGraw-hill, 1994.
- [2] G. Eason, B. Noble, and I. N. Sneddon, "On certain integrals of Lipschitz-Hankel type involving products of Bessel functions," *Phil. Trans. Roy. Soc. London*, vol. A247, pp. 529–551, 1955.
- [3] M. Anghel, F. Milano, and A. Papachristodoulou, "Algorithmic construction of Lyapunov functions for power system stability analysis," *IEEE Transactions on Circuits and Systems I: Regular Papers*, vol. 60, no. 9, pp. 2533–2546, 2013.
- [4] L. Kalembe, K. Uhlen, and M. Hovd, "Stability assessment of power systems based on a robust sum-of-squares optimization approach," *IEEE Power Systems Computation Conference (PSCC)*, 2018.
- [5] D. Henrion and M. Korda, "Convex computation of the region of attraction of polynomial control systems," *IEEE Transactions on Automatic Control*, vol. 59, no. 2, pp. 297–312, 2014.
- [6] M. Korda, D. Henrion, and C. N. Jones, "Inner approximations of the region of attraction for polynomial dynamical systems," *IFAC Symp. Nonlinear Control System (NOLCOS)*, 2013.
- [7] M. Korda, D. Henrion, and C. Jones, "Convex computation of the maximum controlled invariant set for polynomial control systems," *SIAM Journal on Control and Optimization*, vol. 52, no. 5, pp. 2944–2969, 2014.
- [8] M. Tacchi, B. Marinescu, M. Anghel, S. Kundu, S. Benahmed, and C. Cardozo, "Power system transient stability analysis using sum of squares programming," *IEEE Power Systems Computation Conference (PSCC)*, 2018.
- [9] V. Magron, P.-L. Garoche, D. Henrion, and X. Thirioux, "Semidefinite approximations of reachable sets for discrete-time polynomial systems," *arXiv:1703.05085*, 2017.

- [10] D. Henrion, J.-B. Lasserre, and J. Löfberg, “Gloptipoly 3: moments, optimization and semidefinite programming,” *Optimization Methods & Software*, vol. 24, no. 4-5, pp. 761–779, 2009.
- [11] S. Prajna, A. Papachristodoulou, and P. A. Parrilo, “Introducing sostools: A general purpose sum of squares programming solver,” *IEEE Conference on Decision and Control (CDC)*, 2002.
- [12] A. Oustry, M. Tacchi, and D. Henrion, “Inner approximations of the maximal positively invariant set for polynomial dynamical systems,” *arXiv:1903.04798*, 2019.

A Test System

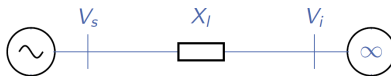


Figure 9: Test system: Single Machine Infinite Bus

Table 3: System Parameters

ω_n	314 rad.s^{-1}	\bar{E}_{vf} (3 rd OM)	1.85 pu
H	5 MWs/MVA	T_d	10 s
D	1 pu	T_E	0.3 s
V_s	1 pu	κ	25 pu
V_i	1 pu	x_d	2.5 pu
X_l (2 ^{dn} OM)	0.8 pu	x_q	2.5 pu
X_l (3 rd OM)	0.2 pu	x'_d	0.4 pu