



HAL
open science

Producer organisations in the meat sector

Sabine Duvaleix-Treguer

► **To cite this version:**

Sabine Duvaleix-Treguer. Producer organisations in the meat sector. The contribution of producer organisations to an efficient agri-food supply chain, European Commission., Sep 2018, Bruxelles, Belgium. 18 p. hal-01923028

HAL Id: hal-01923028

<https://hal.science/hal-01923028>

Submitted on 5 Jun 2020

HAL is a multi-disciplinary open access archive for the deposit and dissemination of scientific research documents, whether they are published or not. The documents may come from teaching and research institutions in France or abroad, or from public or private research centers.

L'archive ouverte pluridisciplinaire **HAL**, est destinée au dépôt et à la diffusion de documents scientifiques de niveau recherche, publiés ou non, émanant des établissements d'enseignement et de recherche français ou étrangers, des laboratoires publics ou privés.

Producer organisations in the meat sector

Conference « The contribution of producer organisations to an efficient agri-food supply chain »

Sabine Duvaleix-Tréguer

SMART-LERECO, AGROCAMPUS OUEST - INRA, Rennes, France

www.rennes.inra.fr/smart/sabine.treguer@agrocampus-ouest.fr

Producers organisations

- are formed on the initiative of producers, and
- producer members have to be enable to scrutinise democratically their organisation and its decisions.

Producer organisations \neq agricultural cooperatives



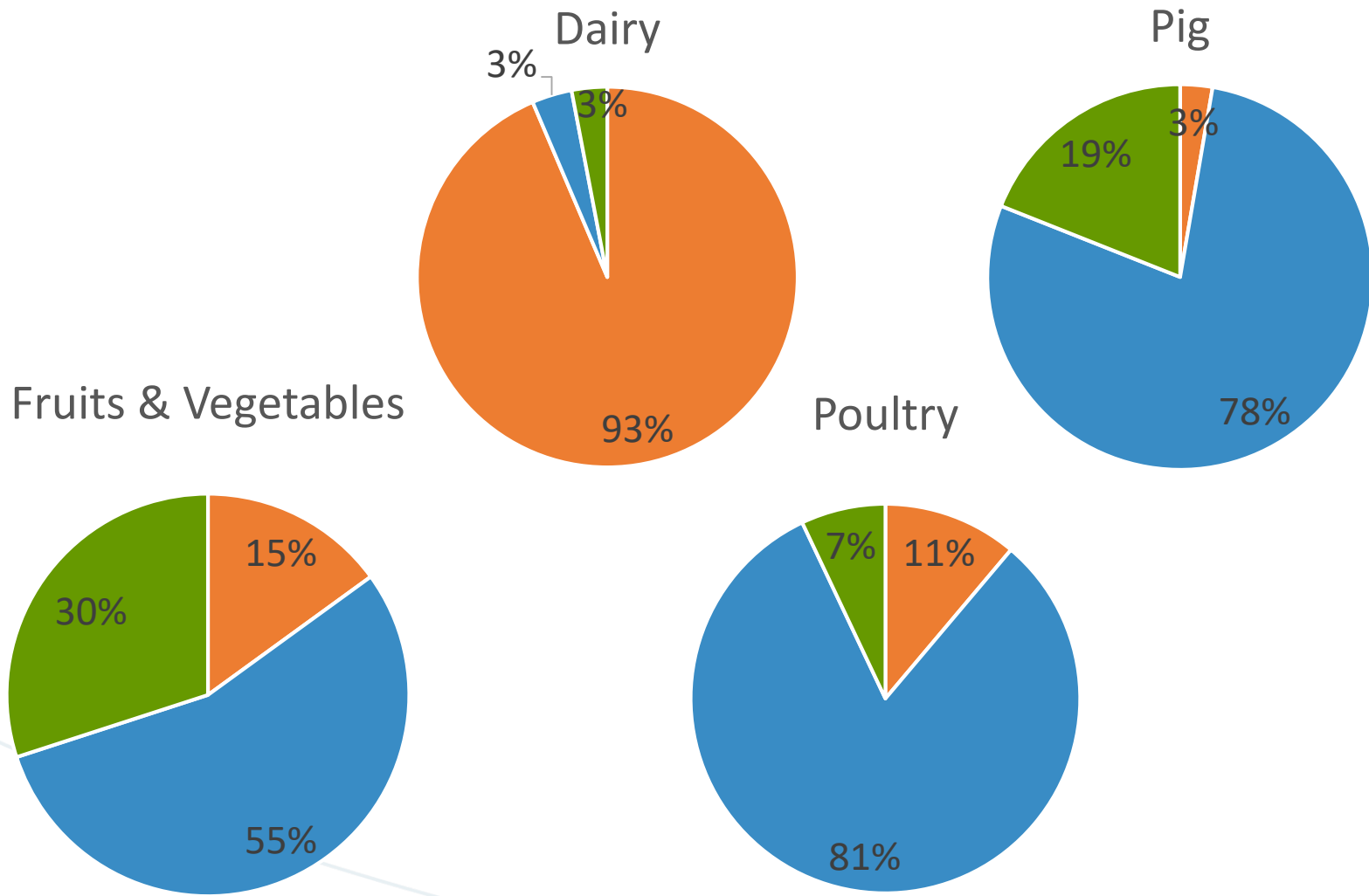
- Favour horizontal coordination in order to
 - Strengthen the position of farmers in the food supply chain
 - Contribute to a better functioning of the food supply chain

- POs with different roles:
 - i. concentrate supply,
 - ii. improve the marketing,
 - iii. plan and adjust production to demand,
 - iv. optimise production costs and stabilise producer prices,
 - v. carry out research
 - vi. promote best practices and provide technical assistance
 - vii. manage by-products, risk management tools available to their members

1. Key facts on French producers organisations in the animal production sector (Network on “Economics of animal productions”)
2. Results on PO and member performance in hog production (Duvaleix-Tréguer and Gaigné, 2018)
3. Some broader comments

Key features/facts Example from the French POs

Agricultural sector	Number of French recognised POs	Production share
Dairy	59	25%
Pig	37	89%
Poultry	27	34%
F&V*	254	≈50%

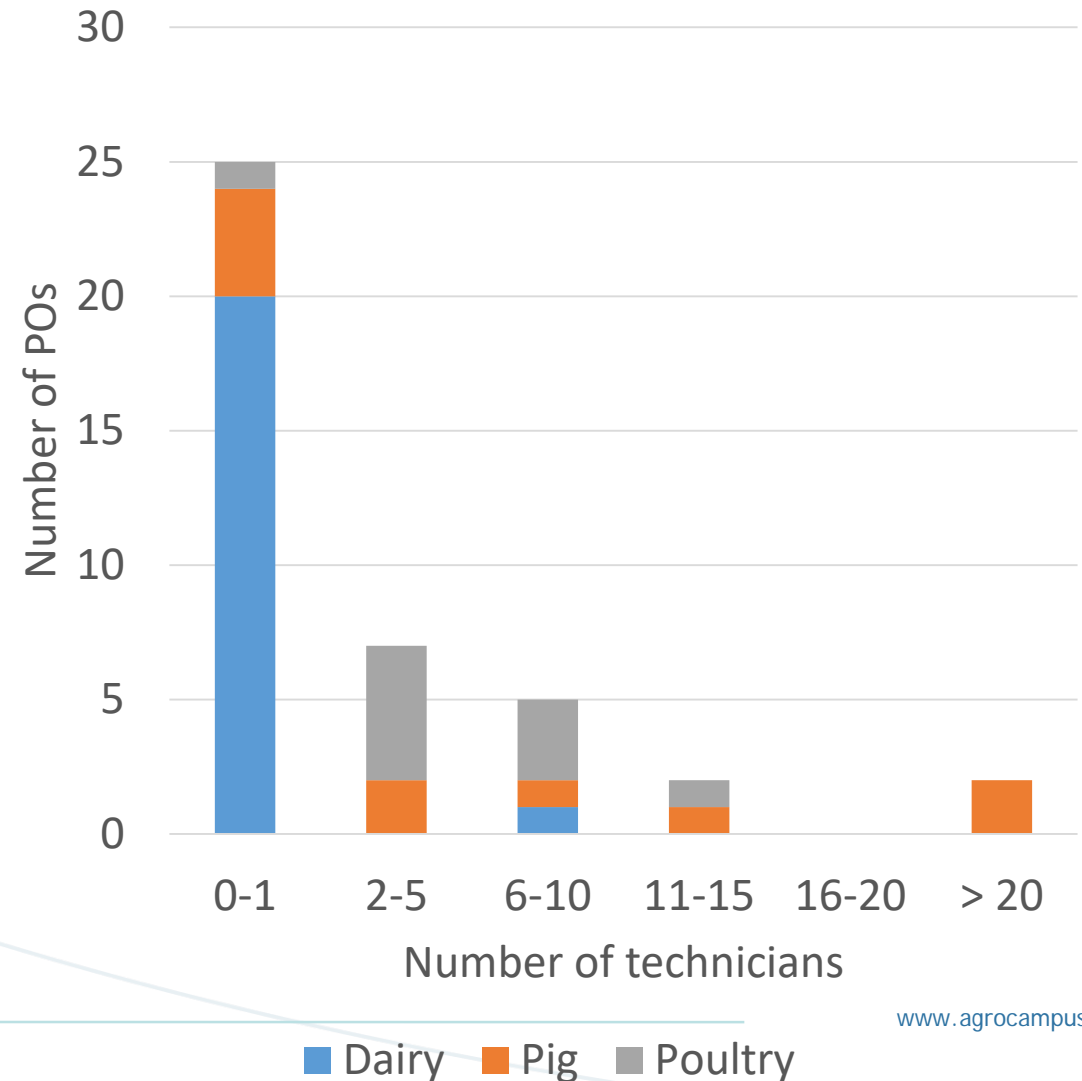
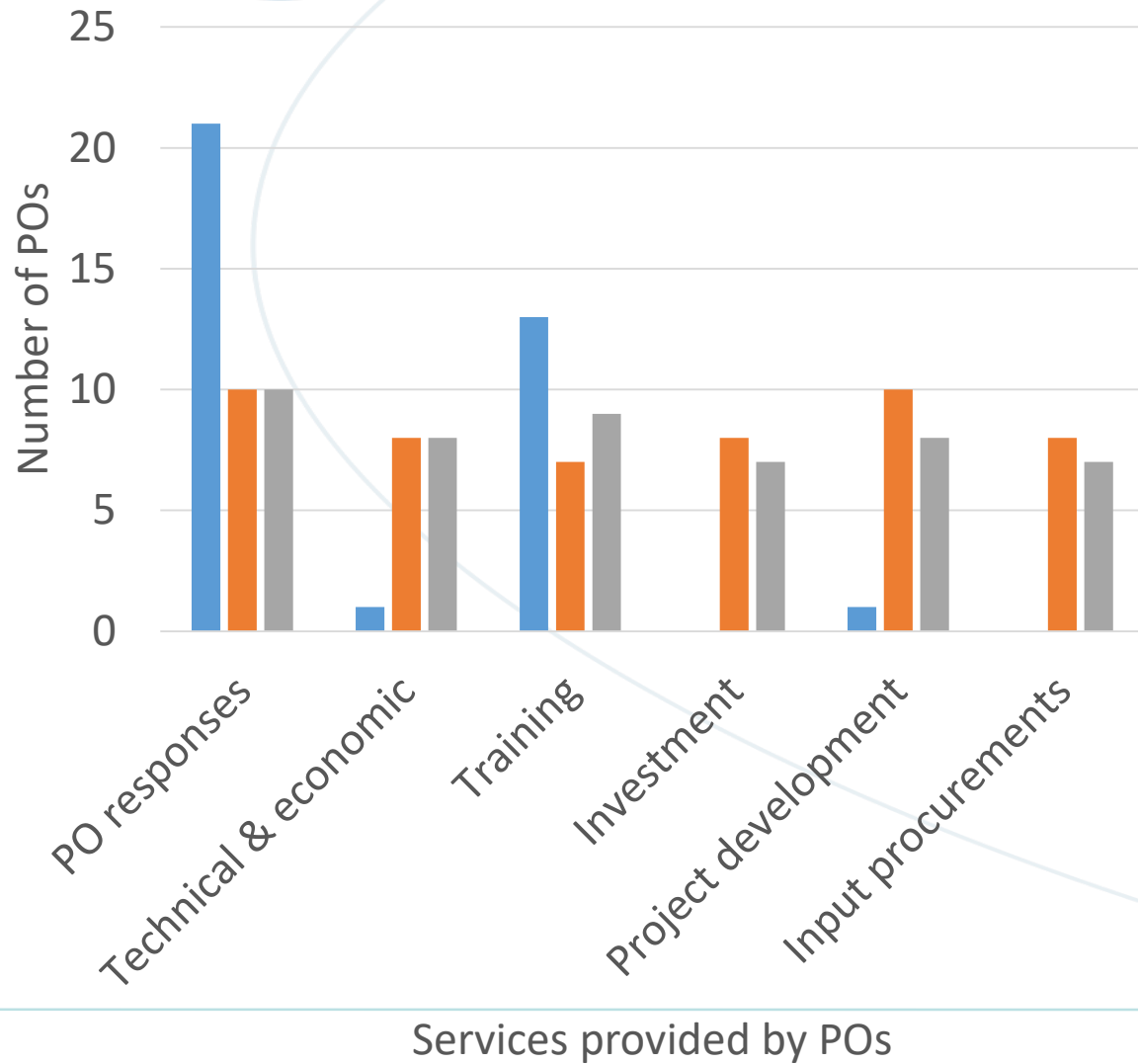


Source : Network on « Economics of animal productions »

*CGAAER report n°11104 (2012)

Technical assistance - Example for the French animal production sector

Source: Network on « Economics of animal productions »



A CASE STUDY: PRODUCER ORGANISATIONS AND MEMBERS PERFORMANCE IN HOG PRODUCTION

Duvaleix-Tréguer and Gaigné (2018)

Agricultural cooperatives and producer organizations may be a coordination scheme that can affect the performance of their members.

90% of French hog production is sold through POs

How do the vertical linkages of producer organisations (POs) influence farmers' economic performance ?

- We explore how the financial links between POs and upstream and downstream firms affect the cost structure of hog farms.

Farmers gather to create producer organizations for several reasons

- independent PO (horizontal coordination)
- supply and/or marketing PO (vertical organisation)

In our research work, we classify hog PO into three types

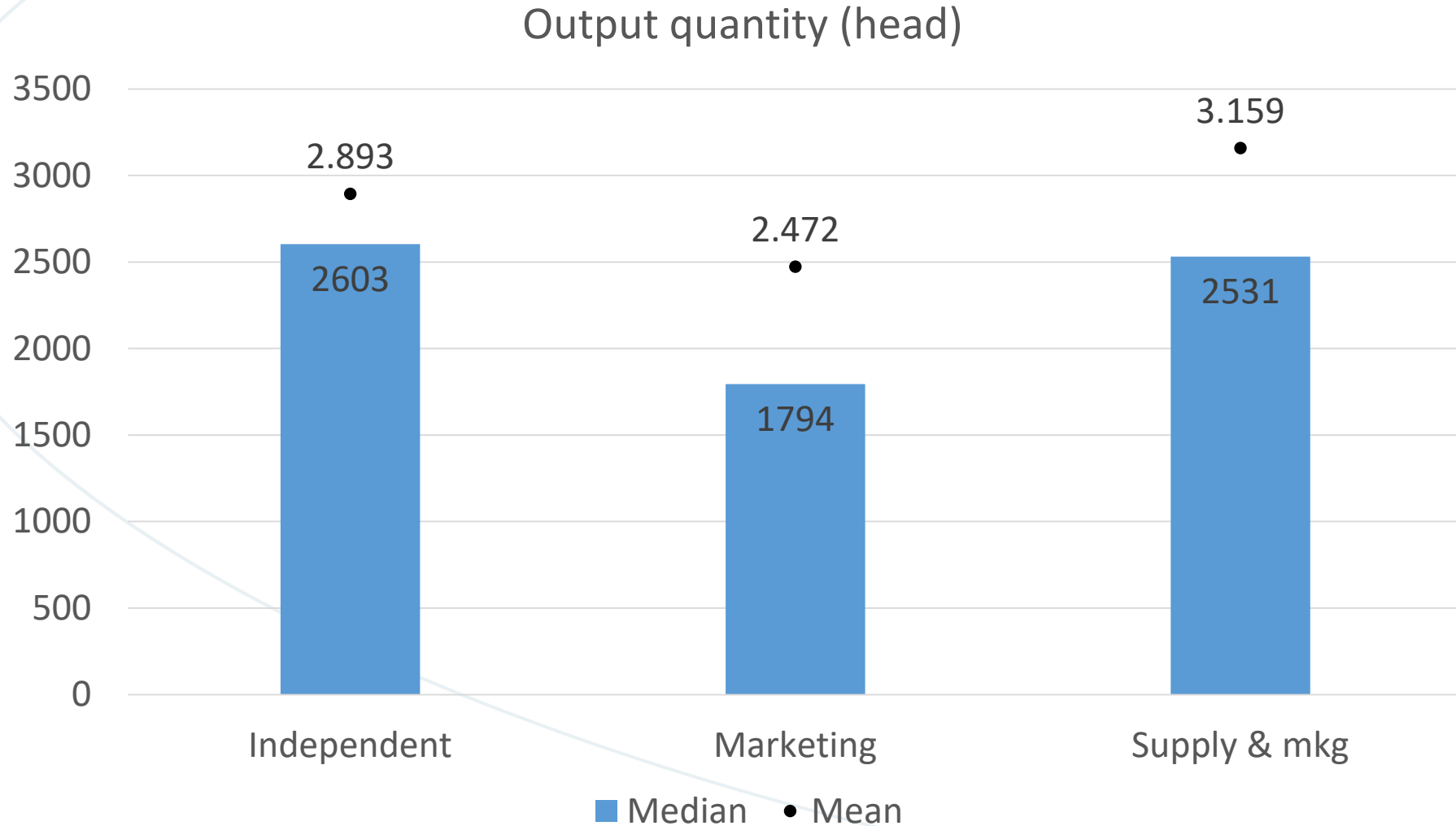
the hog farmer can belong to one of three types of PO

- Independent: exclusively horizontal coordination
- Marketing: the PO has financial links with a downstream firm
- Supply and Marketing: the PO has financial links with upstream and downstream firms

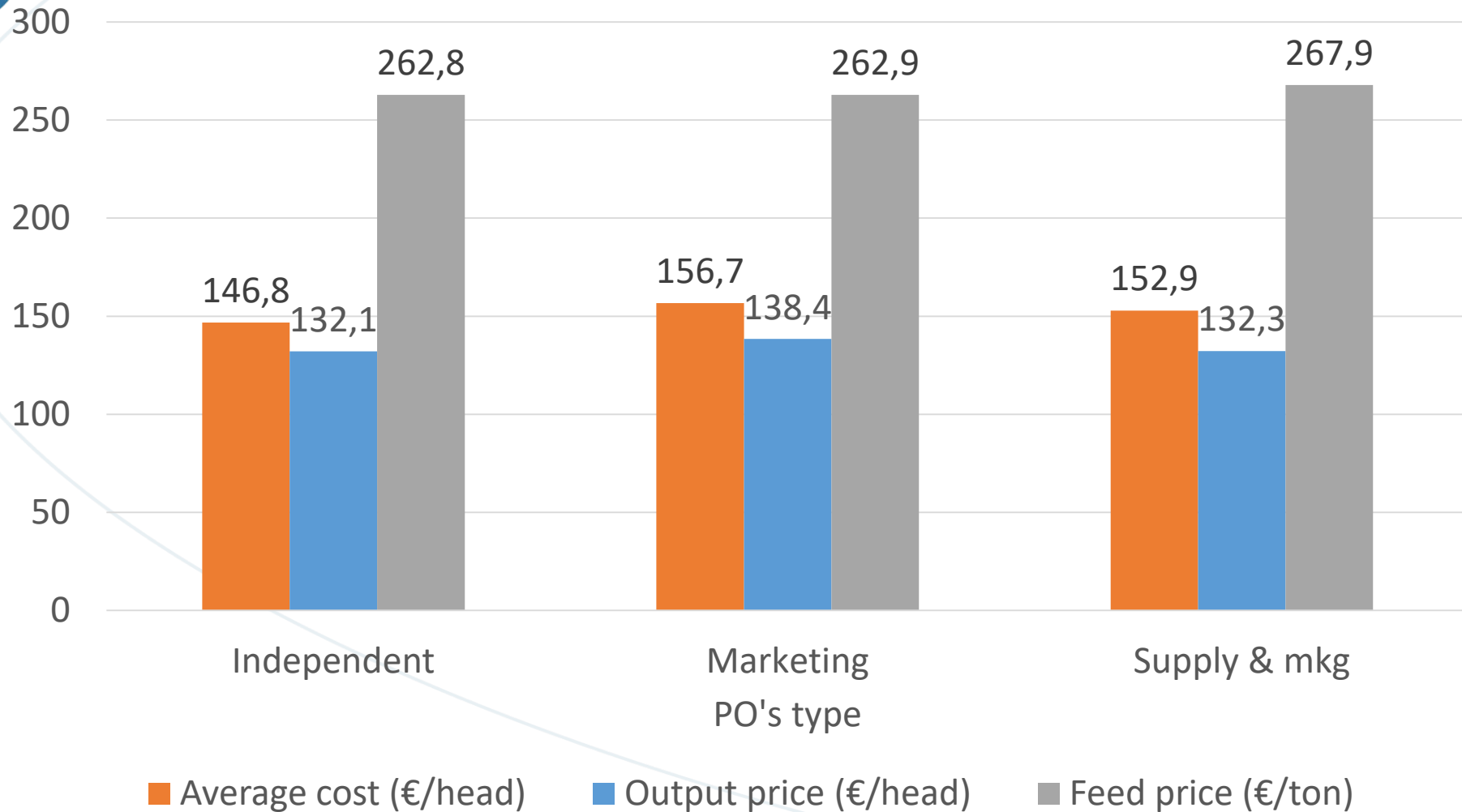
- A unique Farm-level database
 - from the French Institute of Hog Sector
 - With a link between each hog farm and the PO he/she is a member of
- Precise technical and economic information at each production stage
- We collect information to establish the downstream (meatpackers) and upstream (feed mill and/or genetic selection firms) financial links of the hog POs.
- We did a quantitative economic analysis to assess marginal costs

Number of farms (2011 & 2012)	Technical information	Bookkeeping survey
Independent PO	1 278	130
Marketing PO	572	443
Supply & mkg PO	2 999	354
Total	4 849	927

Summary statistics



Summary statistics



The hog producers who are members of a supply and marketing PO get lower marginal costs than the others

The hog producers who are members of a marketing PO get the highest marginal cost

The majority of hog farms exhibit scale economies

	Marginal cost <i>(Average cost)</i>
Independent PO (130 obs)	139.7 <i>(146.8)</i>
Marketing PO (443 obs)	147.1 <i>(156.7)</i>
Supply & mkg PO (354 obs)	130.8 <i>(152,9)</i>

Marginal cost: the additional cost to produce one more unit

	Marginal Cost	Feed price	Output price	Average Profit
Independent PO	Ref	Ref	Ref	Ref
Marketing PO	5.8***	Non significant	4.0*	Non significant
Supply & Mkg PO	-5.5***	49.6*	Non significant	Non significant

Two possible explanations for the observed differences

- Farmers may have access to a different technology
- Farmers may cope with different feed prices

Conclusion

- These results provide insightful paths to investigate the effects of the types of POs on farms' performance.
- The positive effect of joining Supply & Marketing PO on cost efficiency captures two potential mechanisms.
 - The most efficient or larger farms prefer to join this type of PO (sorting effect).
 - By integrating backward (and forward), the PO is able to pass its scale economies on to farmers.

Sharing or increasing the pie?

- Competition: some negative/positive effects in markets
 - ☹ Price war
 - ☺ Innovation
- Strengthening the position of farmers in the food supply chain
 - How horizontal coordination might affect vertical relationships?
 - Cost efficiency, adoption of new technologies ...

- Incentivizing participation in quality schemes for
 - The use of production standards,
 - Improving product quality
 - Developing products with a PDO, PGI or national quality label (Duvaleix-Tréguer, Emlinger, Gaigné, et Latouche, 2018)
- Sustainable issues
 - Example of antibiotics use in the young beef sector (Poizat, Duvaleix-Tréguer, Bonnet-Beaugrand, 2018)
 - How do vertical coordination schemes influence the adoption of ecological practices by farmers ?
(European research project LIFT ('Low-Input Farming and Territories - Integrating knowledge for improving ecosystem-based farming'))

- Bouamra-Mechemache Z., Duvaleix-Tréguer, S. (2018), Collective organization in food supply chain: new roles and challenges. Invited presentation at 7th Conference of the Italian Association of Agricultural and Applied Economics (AIEAA) June 14-15, 2018; Conegliano (TV), Italy
- Duvaleix-Tréguer S., Emlinger C., Gaigné C., Latouche, K. (2018), On the competitiveness effects of quality labels: Evidence from the French cheese industry, 26p.
- Le Clerc L., S. Duvaleix-Tréguer, Z. Bouamra-Mechemache, P. Magdelaine, G. You, C. Roguet (2018), Panorama et rôle des organisations de producteurs, « Network on Economics of animal productions », 21p.
- Poizat A., Duvaleix-Tréguer S., Bonnet-Beaugrand, Florence (2018), Vertical integration and health control measures in the French young bull sector. SMART-LERECO Working Paper n°18-04, 43p.
- Bareille, F., Bonnet-Beaugrand, F., Duvaleix-Tréguer, S. (2017) Objectives' alignment between members and agricultural cooperatives, *Review of Agricultural, Food and Environmental Studies*, 78(1-2): 75-91
- Duvaleix-Tréguer, S., Gaigné, C. (2016) On the Nature and Magnitude of Cost Economies in Hog production, *Agricultural Economics* 47(4): 465-476
- Bouamra-Mechemache Z., Duvaleix-Tréguer S., Ridier A. (2015), Contrats et modes de coordination en agriculture, *Economie Rurale*, 345 : 7-28

Thank you !

Questions are welcomed