



HAL
open science

An experimental and kinetic modelling study of n -C 4 C 6 aldehydes oxidation in a jet-stirred reactor

Matteo Pelucchi, Sylvain Namysl, Eliseo Ranzi, Alessio Frassoldati, Olivier Herbinet, Frédérique Battin-Leclerc, Tiziano Faravelli

► **To cite this version:**

Matteo Pelucchi, Sylvain Namysl, Eliseo Ranzi, Alessio Frassoldati, Olivier Herbinet, et al.. An experimental and kinetic modelling study of n -C 4 C 6 aldehydes oxidation in a jet-stirred reactor. Proceedings of the Combustion Institute, 2018, 37, pp.389-397. 10.1016/j.proci.2018.07.087 . hal-01922901

HAL Id: hal-01922901

<https://hal.science/hal-01922901v1>

Submitted on 14 Nov 2018

HAL is a multi-disciplinary open access archive for the deposit and dissemination of scientific research documents, whether they are published or not. The documents may come from teaching and research institutions in France or abroad, or from public or private research centers.

L'archive ouverte pluridisciplinaire **HAL**, est destinée au dépôt et à la diffusion de documents scientifiques de niveau recherche, publiés ou non, émanant des établissements d'enseignement et de recherche français ou étrangers, des laboratoires publics ou privés.

An experimental and kinetic modelling study of n -C₄-C₆ aldehydes oxidation in a jet-stirred reactor

Matteo Pelucchi^{1,*}, Sylvain Namysl², Eliseo Ranzi¹, Alessio Frassoldati¹, Olivier Herbinet², Frédérique Battin-Leclerc², Tiziano Faravelli¹

¹ *CRECK Modeling Lab, Department of Chemistry, Materials and Chemical Engineering "G. Natta", Politecnico di Milano, P.zza Leonardo da Vinci 32, 20133 Milano, Italy*

² *Laboratoire Réactions et Génie des Procédés, CNRS, Université de Lorraine, ENSIC, Nancy Cedex, France*

Published in Proceedings of the Combustion Institute
<https://doi.org/10.1016/j.proci.2018.07.087>

Abstract

In recent years a few experimental and kinetic modelling studies have been devoted to the understanding of the oxidation chemistry of aldehydes, because of their importance as intermediate and product species in alkane and biofuel oxidation. In this work, new jet-stirred reactor experimental data are presented for n -butanal and n -pentanal, extending the availability of targets for kinetic model validation. Consistently with previous detailed measurements on n -hexanal oxidation, experiments have been carried out for both fuels over the temperature range 475–1100 K, at a residence time of 2 s, pressure of 106.7 kPa, inlet fuel mole fraction of 0.005 and at three equivalence ratios ($\varphi = 0.5, 1$ and 2). A recently published literature model by Pelucchi et al. was used to interpret these experiments. The assumption according to which most of the C_{*n*} aldehyde reactivity is controlled by the low-temperature branching pathways of the C_{*n*-1} alkyl radical, allows good agreement between experiments and model in terms of fuel conversion and for most of the detected species. The systematic and comparative analysis here presented for C₄-C₆ linear aldehydes further constrains the general rate rules, applicable to the description of higher molecular weight aldehydes, which can be produced from heavier alcohols (n -pentanol, n -hexanol etc.) and fossil fuel oxidation.

Keywords: Aldehydes; Low-temperature kinetics; Jet stirred reactor; Kinetic modeling

* **Corresponding author:** matteo.pelucchi@polimi.it

1. Introduction

Pursuing a sustainable energy scenario for transportation requires the blending of renewable oxygenated fuels (e.g. alcohols) into commercial hydrocarbon fuels. Alcohol combustion is univocally associated with an increase in the emission of toxic compounds such as aldehydes and ketones [1,2]. The synergistic development of new fuels and engine technologies [3], as well as the optimization of pyrolysis and gasification processes of biomass derived bio-oils, requires the assessment of the influence of different functional groups on the reactivity of a given compound [4]. This motivates recent research efforts devoted to a better understanding of long chain aldehydes combustion [5-10]. Veloo et al. [5,6] presented laminar flame speeds and jet-stirred reactor (JSR) measurements for C₃-C₄ aldehydes, together with a kinetic model. Pelucchi et al. [7], [8] developed and validated a kinetic mechanism covering pyrolysis, high and low-temperature oxidation conditions for different aldehydes (R_n-(C O)-H) [8]. Propanal, *n*-butanal and *n*-pentanal pyrolysis and high temperature oxidation were investigated in shock tubes [7]. The kinetic model was then extended to low temperature conditions for propanal and *n*-butanal. The dominant H-abstraction channel at the aldehydic site forms a carbonyl radical (R_n-CO), which rapidly decomposes to an alkyl radical (R_n) and CO. The low-temperature oxidation of the generic C_n aldehyde then falls into the low-temperature pathways typical of C_{n-1} alkyl radicals. A further confirmation to this assumption was recently given by Serinyel et al. [10], analyzing the oxidation of two branched C₅ aldehydes (i.e. 2- and 3-methylbutanal) in a JSR at 500-1200 K and p = 10 atm. Indeed, *sec*-butyl and *iso*-butyl radicals were found to rule the low-temperature reactivity of 2- and 3-methylbutanal, respectively.

Recently Rodriguez et al. [9] studied the oxidation of *n*-hexanal in an atmospheric pressure JSR at 475-1100 K, measuring reaction products using a GC and continuous wave cavity ring-down spectroscopy (CRDS). These advanced analytical techniques allowed identifying specific low-temperature oxidation products such as cyclic ethers with a C₅ skeleton and multi-oxygenated C₆ species. The kinetic model used, despite correctly capturing the overall reactivity, was not able to explain the formation of some minor species such as acetone, propanal and acrolein.

This study aims at presenting new experimental data of *n*-butanal and *n*-pentanal oxidation, complemented by previous data on *n*-hexanal oxidation [9], and at refining the previous kinetic models [7-9] in order to better describe aldehydes low-temperature oxidation.

2. Experimental

Experiments were carried out in a heated isothermal quartz jet-stirred reactor [11,12]. Experiments were performed under steady state conditions, at 1.05 atm, at a residence time of 2 s, at temperatures ranging from 500 to 1100 K, and at three equivalent ratios of 0.5, 1 and 2 with initial fuel mole fraction of 0.005. The reactive gases, diluted in helium, entered the spherical JSR through four nozzles, positioned in the center of the vessel, and designed in order to ensure a perfect gas mixing through turbulent jets. Thermal gradients inside the reactor were reduced by using a quartz annular pre-heating zone prior its entrance. The residence time in this zone was negligible compared to that in the reactor. Helium and oxygen were provided by Messer (purities of 99.99% and 99.999%, respectively) with flows controlled using flow rate controllers. The liquid flow (aldehydes were provided by Sigma Aldrich, with a minimal purity of 99.5% for butanal and 97% for pentanal) was controlled using a liquid-Coriolis-flow-controller, mixed with helium and passed through an evaporator before being mixed with oxygen. The relative uncertainty in gas flow rates was assumed to be around 5%.

Using heated (at 423 K) on-line connections to avoid condensation, the gases leaving the reactors were quantified using three gas chromatographs (GCs):

- O₂, CO, CO₂ and CH₄ were analyzed by a GC equipped with a thermal conductivity detector, a flame-ionization detector, and a Carbosphere packed column,
- Molecules containing up to five carbon atoms were analyzed by a GC equipped with a flame-ionization detector preceded by a methanizer and a PlotQ capillary column,
- Heavier molecules were analyzed by a GC equipped with a flame-ionization detector and a HP-5 capillary column.

Identification was made using a fourth off-line GC fitted with a Plot Q or a HP-5MS column, and coupled with a mass spectrometer. Response factors were determined by injecting calibration mixtures or using the effective carbon number method. Relative uncertainties in mole fractions were estimated to be ± 5% for species calibrated using standards (the typical uncertainty on GC measurements). For species concentrations calculated with the effective carbon number method, uncertainties are estimated to be around 10%.

3. Kinetic modelling

The detailed model of C₃-C₄ aldehyde oxidation [7,8] was lumped according to procedures already discussed and adopted for many fuels [13,14]. Comparisons between the original detailed mechanism and the lumped one are reported in the Supplementary Material. The derived model, was systematically extended to describe *n*-pentanal and *n*-hexanal oxidation. Figure 1 shows the effectiveness of the lumped approach in terms of reduction of number of species. The assumption of the fast decarbonylation of carbonyl radicals [8] already allows a first reduction. Figure 1 schematically shows the lumped low-temperature oxidation mechanism of *n*-hexanal. Although, names of lumped isomers and samples of molecular structures are therein reported,

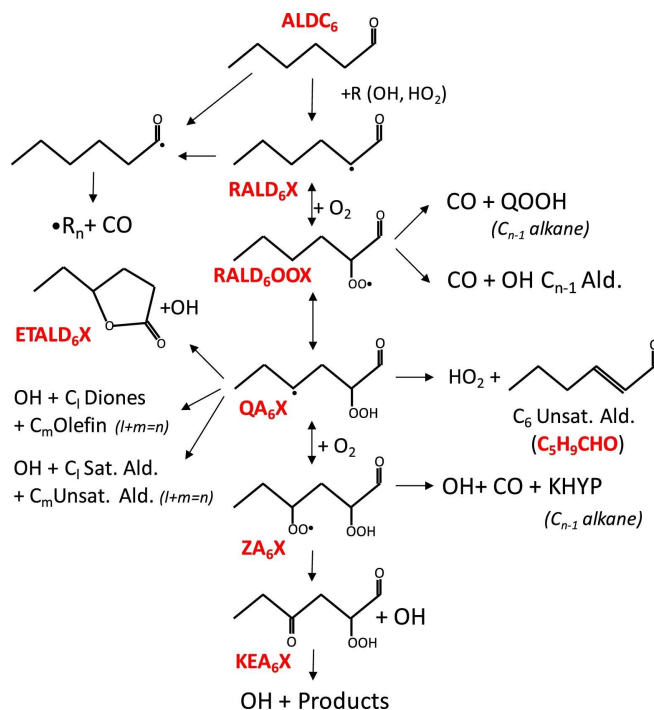


Figure 1: Lumped kinetic mechanism of *n*-hexanal oxidation. Names and structures of some lumped C₆ isomers.

Supplementary Material better summarizes names and molecular structures. Horizontal lumping of isomers permits to describe aldehydes mechanism with only 8 species, whereas the detailed mechanism of *n*-hexanal would need ~80 species. This reduction within the global CRECK model is of particular interest as this model is specifically conceived to describe oxidation of real fuels, up to diesel fuels, large methyl esters (C₁₆), biomass components [14], and also heavy PAHs (C₂₀) precursors of soot particles.

Assuming the fast decarbonylation reaction of R_n-CO, a single radical (RALD_nX) lumping all of the C_n aldehyde radicals carrying the unpaired electron on the alkyl moiety has been accounted for. Again, one lumped unsaturated aldehyde (C_nH_{2n-2}O) coming from dehydrogenation reactions (RALD_nX = H + C_nH_{2n-2}O) or from intermediate temperature pathways has been considered. At low temperatures, successive oxygen addition and isomerization reactions produce carbonyl peroxy radicals (RALD_nOOX), alkyl carbonyl hydroperoxide radicals (QA_nX), peroxy carbonyl-hydroperoxide radicals (ZA_nX) and di-carbonylhydroperoxides (KEA_nX). Intermediate low-temperature decomposition pathways of QA_nX radicals can lead to the formation of smaller aldehydes together with smaller olefins. Moreover, QA_nX can decompose to form lactones (ETALD_nX) and OH.

The CRECK kinetic model, obtained by extending the lumped version of C₃-C₄ aldehydes oxidation [7,8] to *n*-pentanal and *n*-hexanal, consists of 416 species and 11500 reactions. In the attempt to pursue and encourage a complete unification of core mechanisms, the CRECK model was recently updated and implements a C₀-C₃ core mechanism obtained by coupling the H₂/O₂ and C₁/C₂ from Metcalfe et al. [15], C₃ from Burke et al. [16], and heavier fuels from Ranzi et al. [14,17]. The thermochemical properties were adopted, when available, from [18]. The thermodynamic properties of additional fuels specific species are taken from [5,6,9]. The mechanism is provided in the Supplementary Material, together with transport and thermodynamic properties.

All simulations have been performed using the OpenSMOKE+ + software [19].

4. Results and discussion

Figure 2 compares experimental and predicted mole fraction profiles of the three aldehydes, at different stoichiometries. Additional comparisons are reported in the Supplementary Material (Figures S1-S10). CRECK mechanism predicts experimental conversions quite satisfactorily. In particular, the relative reactivity both at high and low temperatures is well captured: *n*-hexanal > *n*-pentanal > *n*-butanal. In addition to the higher O₂ concentration at fixed fuel content, the low-temperature reactivity is higher for heavier aldehydes also because of enhanced RO₂ = QOOH isomerization possibilities. As an example, at $\phi = 0.5$ experimental fuel conversions at T = 625 K are ~32%, ~70% and ~75% for *n*-butanal, *n*-pentanal and *n*-hexanal, respectively. The model slightly over-predicts *n*-butanal conversion (~40% vs ~33%) and accurately captures *n*-hexanal low-temperature peak conversion. Conversely, the model slightly under-predicts *n*-pentanal conversion (~61% vs ~68%). Although commercial *n*-pentanal was delivered with a declared 97% minimal purity, a GC analysis revealed a 98.8% purity. The fuel contained 0.8% of *n*-butanal and other minor impurities. Model simulations proved the negligible effect of even larger *n*-butanal impurities.

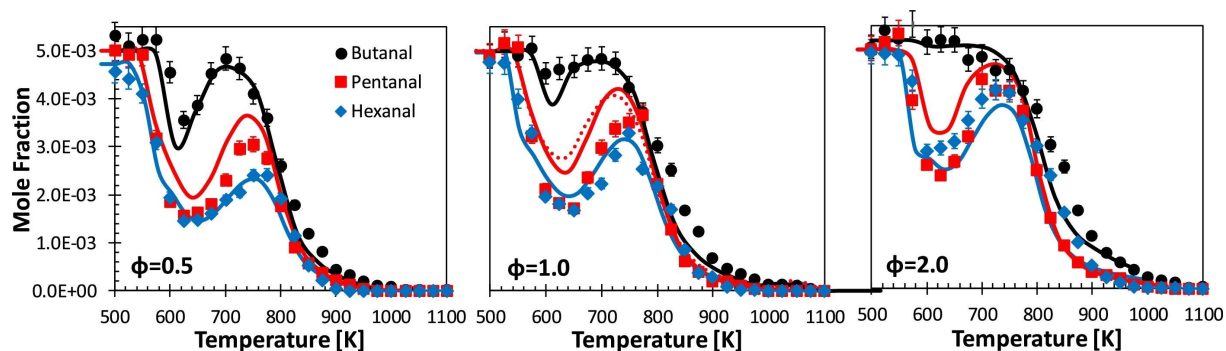


Figure 2: Comparison of experimental (symbols) and predicted (lines) mole fraction profiles of 0.5% *n*-butanal, *n*-pentanal and *n*-hexanal [9] oxidation in an isothermal JSR, $\phi = 0.5, 1.0, 2.0$, $P = 1.05 \text{ atm}$, $\tau = 2.0 \text{ s}$. Dotted line: vertical lumping, *n*-pentanal = 50%/50% (*n*-butanal/*n*-hexanal). Reported error bars: 5%.

The equivalence ratio effect on the global reactivity is also correctly reproduced by the model, predicting decreasing low-temperature extents for decreasing oxygen concentrations. Aiming at a further reduction of the number of species, the dotted line in $\phi = 1.0$ case of Figure 2 shows pentanal fractions as obtained through the vertical lumping approach [14]. *n*-pentanal has been simply assumed as a combination of *n*-butanal (50%) and *n*-hexanal (50%). The minor discrepancies between these two predictions encourage the application of vertical lumping, when modeling heavy homologous species [20].

Results from sensitivity analyses ($T = 600 \text{ K}$, $\phi = 1.0$) of aldehyde conversion to rate parameters are reported in Figure 3 highlighting interesting features. Conditions where the low temperature reactivity of the three fuels is enough pronounced to allow for significant insights were selected.

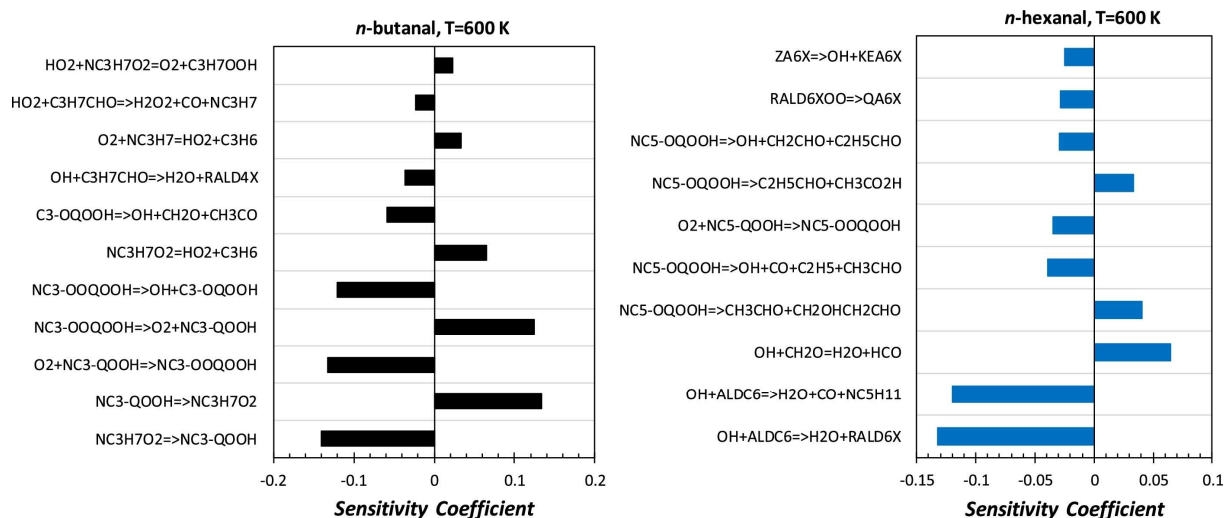


Figure 3: Sensitivity analysis of aldehyde conversion to rate constants at $T = 600 \text{ K}$, $\phi = 1.0$, $P = 1 \text{ atm}$.

As already discussed in [8], low-temperature reactions of alkyl radicals control aldehyde low-temperature reactivity. However, H-abstraction reactions by OH and HO₂ radicals, from both the carbonyl and the alkyl moieties increase overall reactivity. The higher impact of H-abstractions by HO₂ radical for *n*-butanal is explained on the basis of a less pronounced low-temperature reactivity, as discussed above. When increasing carbon chain length, the importance of aldehyde specific low-temperature pathways increases, as it is the case for *n*-hexanal. Namely, internal

isomerization (RALD6X00 = QA6X) and peroxy-carbonyl hydroperoxide radical (ZA6X) decomposition to di-carbonyl-hydroperoxides significantly impact *n*-hexanal conversion. Most of the remaining reactions fall within propane and pentane subsets, respectively for *n*-butanal and *n*-hexanal.

To better assess model predictions, Figure 4 shows the effects of perturbations of *n*-propylperoxy radicals isomerization rate constant ($n\text{C}_3\text{H}_7\text{O}_2 = n\text{C}_3\text{-QOOH}$) on *n*-butanal conversion at $\varphi = 1.0$, for $P = 1$ atm and 10 atm. The model over-predicts fuel conversion at atmospheric pressure, whereas under-predictions are observed at higher pressure [6]. An improved agreement could be obtained only by increasing and reducing the rate constant at high and low pressures, respectively. As expected from the limited pressure dependence of the isomerization reactions in the temperature range 550-750 K, this observation seems to indicate the presence of some inconsistencies within the two sets of measurements. Therefore, it is reasonable to accept a similar extent of over- and under-predictions for both datasets.

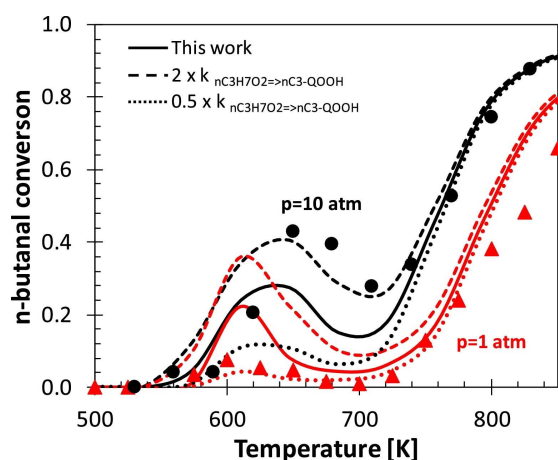


Figure 4: Stoichiometric *n*-butanal oxidation in isothermal JSR. Experimental (symbols) [6] and predicted (lines) conversion. Red: 0.5% *n*-butanal/ O_2/He , $P = 1.05$ atm, $\tau = 2.0$ s. Black: 0.15% *n*-butanal/ O_2/N_2 , $P = 10$ atm, $\tau = 0.7$ s. (For interpretation of the references to color in this figure legend, the reader is referred to the web version of this article.)

Figure 5 shows comparisons between experimental data and model predictions for selected species from the stoichiometric oxidation of the three fuels.

The model correctly predicts oxygen consumption, with largest deviations for *n*-pentanal case. Major species formation (CO , CO_2 , H_2O , CH_4 , C_2H_4 , C_3H_6) is also accurately reproduced. Deviations of up to a factor of ~ 2 are observed for CH_2O at $T > 750$ K, and mainly in *n*-butanal case. In these conditions, $\sim 80\%$ of formaldehyde comes from the decomposition of propyl hydroperoxide radical: $n\text{C}_3\text{-QOOH} = \text{OH} + \text{C}_2\text{H}_4 + \text{CH}_2\text{O}$, whose kinetic parameters have been already assessed for propane oxidation [22]. The same reaction is responsible for $\sim 50\%$ of formaldehyde formation at 10 atm (Figures S3–S6). Better agreement is obtained for *n*-pentanal and *n*-hexanal. When a single model is adopted for different fuels, as it is the case for the CRECK kinetic model, ad hoc modifications of rate parameters according to a specific dataset strongly reduces the physical meaning of the model itself. For this reason, parameters belonging to a different kinetic subset have not been subject to modification within this study.

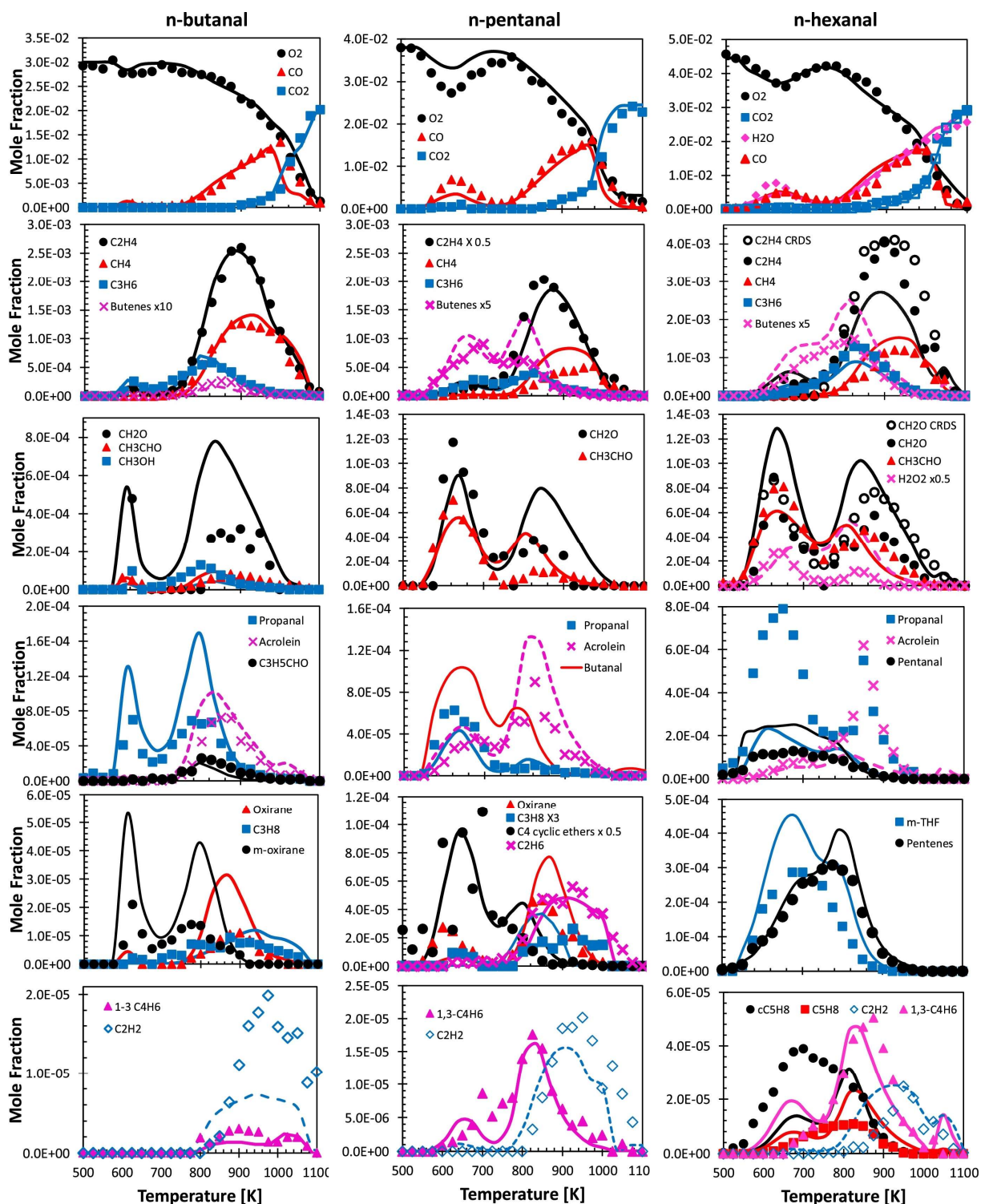


Figure 5: *n*-butanal, *n*-pentanal and *n*-hexanal [9] oxidation in JSR at $\varphi = 1.0$, $P = 1$ atm and $\tau = 2.0$ s. Comparison between experimental (symbols) and predicted (lines) mole fraction profiles of major species.

Acetaldehyde formation is correctly predicted in the three cases, mainly at low temperatures where its formation is controlled by ketohydroperoxide decompositions.

At high temperatures, the same pathways control methane formation ($\text{CH}_3 + \text{HO}_2 = \text{O}_2 + \text{CH}_4$) and consumption ($\text{CH}_4 + \text{OH} = \text{CH}_3 + \text{H}_2\text{O}$) for the three fuels. Contributions from H-abstractions by CH_3

account only for ~5-10%. Good agreement is found for *n*-butanal and *n*-hexanal, whereas the model over predicts methane yields in *n*-pentanal case.

Oxirane formation is also over-predicted at $T > 800$ K, in particular for *n*-butanal. Once again the controlling reaction is not aldehyde specific. Formation of oxirane (C_2H_4O1-2) mostly occurs via $C_2H_4 + HO_2 = OH + C_2H_4O1-2$, therefore it is related to ethylene yields generally accurately predicted. Considering the uncertainties in the measurements of H_2O_2 [9,21,22] the model provides relatively good predictions, mainly at low temperatures. A factor of ~10 deviation is observed for rich cases (Figure S10). Similar deviations were also discussed by Rodriguez et al. [9].

Cyclic ethers and olefins, mostly coming from low-temperature oxidation pathways of alkyl radicals are well captured for the three fuels. Concerning cyclic ethers, some deviations are observed for methyl-oxirane, properly predicted in propane oxidation [21].

Methanol is under-predicted by ~2.5 times, and is controlled by H-abstractions by methoxy radical at high temperatures. At low temperatures, contributions come from recombination disproportionation of aldehyde peroxy radicals. The importance of such reactions also for alkanes oxidation has been previously discussed [21,22]. Relatively large deviations (factor of ~2) are observed for cyclopentene formation in *n*-hexanal oxidation. This species is mostly formed by the decomposition of pentyl-hydroperoxy radical (NC_5-QOOH) to HO_2 and *n*-pentene (nC_5H_{10}) that is further oxidized through typical low temperature pathways whose refinement is outside the scope of this study.

Figure 6 shows rate of production analysis carried out for *n*-butanal and *n*-hexanal at $\phi = 1.0$, $P = 1$ atm, $T = 600$ and 700 K. Flux analysis for *n*-pentanal is not reported as, from the hierarchical nature of this study, the same reaction classes explain its oxidation.

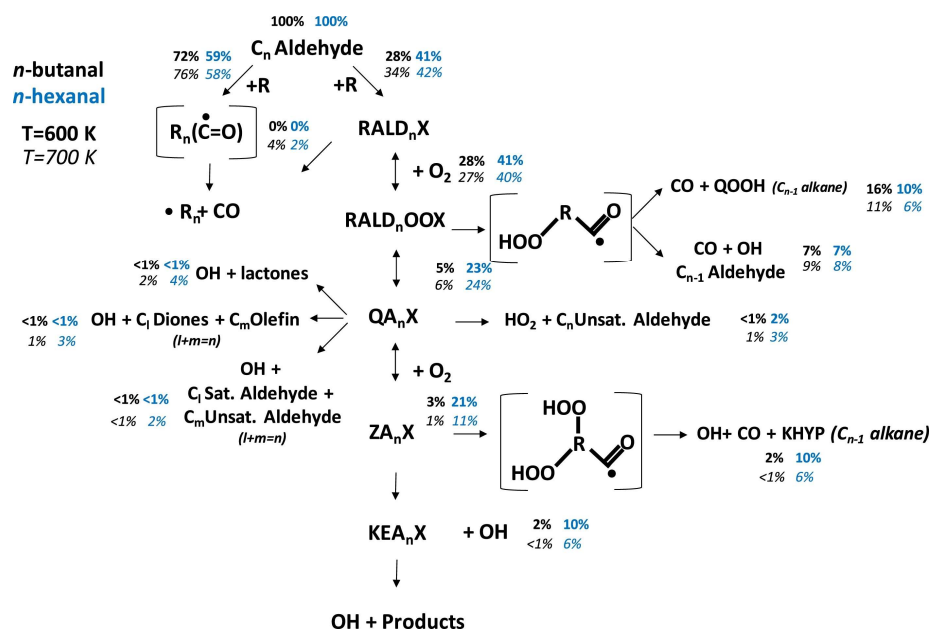


Figure 6: Rate of production analysis of the lumped low-temperature mechanism of *n*-butanal (black) and *n*-hexanal (blue) at $T = 600$ K (bold) and $T = 700$ K (italics). Species in brackets are not explicitly accounted for in the kinetic model. Examples of specific pathways are reported in the Supplementary Material. (For interpretation of the references to color in this figure legend, the reader is referred to the web version of this article.)

Selectivity of H-abstraction reactions on the carbonyl moiety decreases from more than 70% for *n*-butanal to less than 60% for *n*-hexanal. These percentages also reflect the relative weight of the C_{n-1} alkyl radical low-temperature oxidation. At $T = 600$ K, the alkyl moiety is completely oxidized by addition to O_2 , while for increasing temperature a limited contribution also comes from the isomerization to directly form the carbonyl radical ($R_{n-1} + CO$). Carbonyl peroxy radicals (RALD $_n$ OOX) isomerize to different extents to form QAnX. At low temperature, 23% of RALD $_n$ OOX isomerizes to QA $_n$ X for *n*-hexanal, while only ~5% successfully propagates the low-temperature branching in *n*-butanal case. This difference depends on molecule size and on importance of RALD $_n$ OOX decomposition pathways.

The isomerization produces QOOH species carrying the radical at the carbonyl position, these radicals rapidly produce R_{n-1} and CO. Depending on the relative position of the -OOH group with respect to the carbonyl moiety, this step produces the QOOH radical of the C_{n-1} alkane or a C_{n-1} aldehyde and OH. The two possible channels in *n*-hexanal oxidation mechanism are depicted in Figure 7. This pathway accounts for ~11-16% in *n*-butanal, and ~6-11 % in *n*-hexanal oxidation.

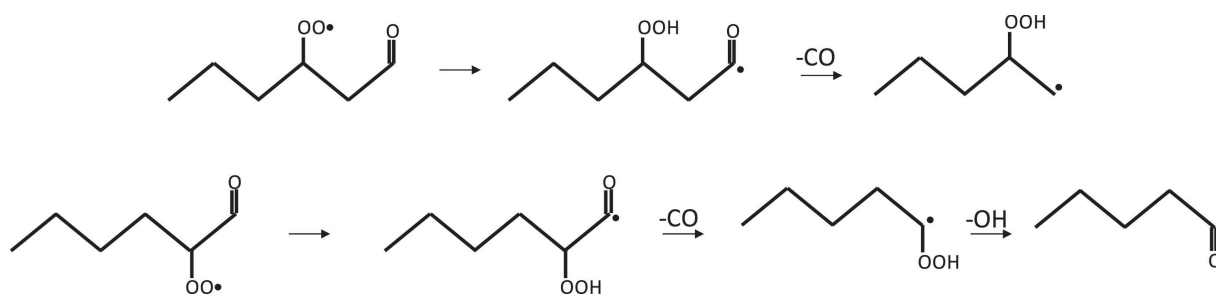


Figure 7: Decomposition pathways of QA $_n$ X radicals with a radical position at the carbonyl moiety.

Figure 8 shows the relative importance of the second channel leading to the formation of the C_{n-1} aldehyde, i.e. propanal and pentanal for *n*-butanal and *n*-hexanal, respectively. The higher concentration of RALD $_n$ OOX in *n*-hexanal oxidation sustains the production of pentanal, whose yield does not exhibit the double maximum observed for propanal from *n*-butanal. Because of the presence of *n*-butanal as an impurity in *n*-pentanal feed (Section 3), experimental data are not reported, whereas *n*-butanal simulation profile in Figure 8 refers to a 100% purity *n*-pentanal feed.

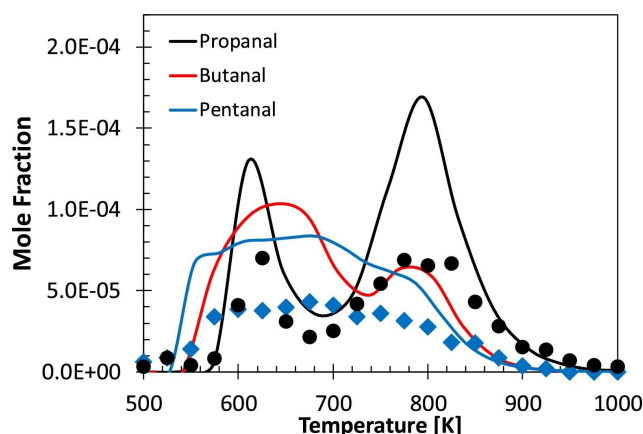


Figure 8: C_{n-1} aldehydes formation from C_n aldehyde oxidation. Symbols: Experimental data from this study and in [9]. Lines: simulation results.

Decomposition channels of QA_nX are of limited impact under the conditions investigated in Figure 6. The analogous cyclization reaction producing cyclic ethers in alkanes low-temperature oxidation, explains the formation of lactones (ETALD $_nX$) in the case of aldehydes. Figure 9 shows the pathways responsible for the formation of 6-methyl-tetrahydropyranone and 5-ethyl-dihydrofuranone as observed in [9]. Because of the lumped approach, the comparisons with model predictions refer to the sum of these species. The peak of lactones concentration is reproduced reasonably, despite the scarce sensitivity of model predictions to stoichiometric ratios.

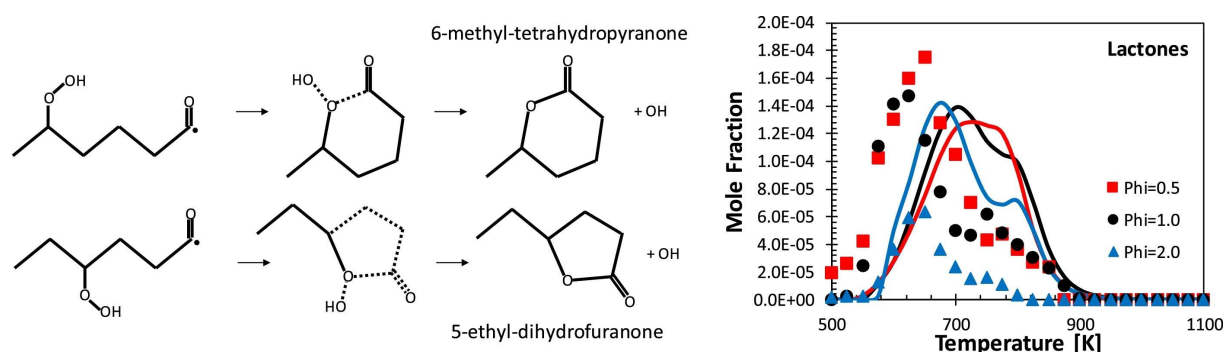


Figure 9: *n*-hexanal oxidation. Caprolactone formation pathways and comparison between model predictions (lines) and experimental measurements (symbols) [9].

A significant formation of ketones is observed for *n*-pentanal and *n*-hexanal oxidation. Figure 10 shows acetone profiles at three different equivalence ratios for *n*-hexanal. Acetone is mainly formed via the Korcek mechanism of keto-hydroperoxide decomposition, as shown in Figure 10. This pathway was not accounted for in Rodriguez et al. [9]. The largest deviations are observed in the intermediate temperature range ($T = 700\text{-}800\text{ K}$) and mostly for the stoichiometric and the lean mixtures. The relative importance of keto-hydroperoxide decomposition via OOH bond breaking and via the Korcek mechanism already discussed by Ranzi et al. [22] ($\sim 10:1$ at 750 K) directly impacts acetone yields. Clearly, a modification of this ratio toward a higher importance of the Korcek mechanism would strongly impact the low temperature branching thus worsening the agreement for fuel conversion (Figure 2).

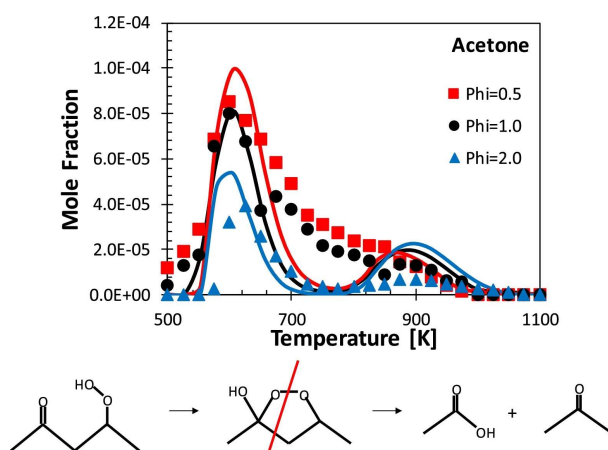


Figure 10: *n*-hexanal oxidation. Acetone formation pathways and comparison between model (lines) and experimental measurements (symbols) [9].

It is worth noting that only *n*-pentanal and heavier aldehydes are expected to produce high yields of acetone as the formation of a primary alkyl radical (e.g. pent-1-yl) able to effectively isomerize

to a secondary (e.g. pent-2-yl) is necessary. Moreover, a pronounced low temperature reactivity (i.e. higher ketohydroperoxide yields) favors its formation through the Korcek mechanism [22]. Finally, recombination/disproportionation reactions of peroxy radicals from C_{n-1} alkyl radicals can explain butanone formation (Figure S11 of Supplementary Material).

5. Conclusions

n-butanal and *n*-pentanal oxidation was experimentally investigated in a JSR. Coupled with the previous measurements of *n*-hexanal oxidation [9], this study extends and completes the existing gaps in experimental targets available for the validation of aldehydes kinetic models, of relevance for the combustion of alternative fuels such as alcohols. Based on a previous study [8], and on the recent update of the core mechanism of the CRECK kinetic framework, the detailed model of aldehyde low-temperature oxidation was lumped and extended from *n*-butanal, to *n*-pentanal and *n*-hexanal, providing overall good agreement with experimental data. Aldehydes specific reaction classes were found to be responsible for some of the detected species (i.e. C_n lactones, ketones, C_{n-1} smaller aldehydes and olefins etc.). This work further constrains pathways relevant to aldehyde oxidation, and highlights the influence of the carbonyl moiety on intermediate species formation.

Supplementary Material

- Kinetic mechanism (kinetics.CHEMKIN, text format)
- Thermodynamics properties (thermo.CHEMKIN, text format)
- Supplementary_Material.doc: additional comparisons of model and experiments, additional explanations of kinetic pathways, lumped low temperature mechanism and species nomenclature, comparison between detailed and lumped mechanism.

Acknowledgments

The authors acknowledge the financial support of IMPROOF project (H2020-IND-CE-2016-17/H2020-SPIRE-S016) European Union's Horizon 2020 research and innovation program (grant agreement no. 723706). Support from COST CM1404 SMARTCATs Action through the Short Term Scientific Mission is also acknowledged.

References

- [1] S.M. Sarathy, P. Oßwald, N. Hansen, K. Kohse-Höinghaus, Prog. Energy Combust. Sci., 44 (2014), pp. 40-102
- [2] E. Sadeghinezhad, S. Kazi, F. Sadeghinejad, A. Badarudin, M. Mehrali, R. Sadri, M.R. Safaei, Renew. Sustain. Energy Rev., 30 (2014), pp. 29-44
- [3] M.D. Boot, M. Tian, E.J. Hensen, S.M. Sarathy, Prog. Energy Combust. Sci., 60 (2017), pp. 1-25
- [4] M. Pelucchi, C. Cavallotti, E. Ranzi, A. Frassoldati, T. Faravelli, Energy Fuels, 30 (2016), pp. 8665-8679
- [5] P.S. Veloo, P. Dagaut, C. Togbe, G. Dayma, S.M. Sarathy, C.K. Westbrook, F.N. Egolfopoulos, Proc. Comb. Inst., 34 (2013), pp. 599-606
- [6] P.S. Veloo, P. Dagaut, C. Togbé, G. Dayma, S.M. Sarathy, C.K. Westbrook, F.N. Egolfopoulos, Combust. Flame, 160 (2013), pp. 1609-1626
- [7] M. Pelucchi, K.P. Somers, K. Yasunaga, U. Burke, A. Frassoldati, E. Ranzi, H.J. Curran, T. Faravelli, Combust. Flame, 162 (2015), pp. 265-286
- [8] M. Pelucchi, E. Ranzi, A. Frassoldati, T. Faravelli, Proc. Comb. Inst., 36 (2017), pp. 393-401

- [9] A. Rodriguez, O. Herbinet, F. Battin-Leclerc, *Proc. Comb. Inst.*, 36 (2017), pp. 365-372
- [10] Z. Serinyel, C. Togbé, G. Dayma, P. Dagaut, *Energy Fuels*, 31 (2017), pp. 3206-3218
- [11] O. Herbinet, F. Battin-Leclerc, *Int. J. Chem. Kinet.*, 46 (2014), pp. 619-639
- [12] O. Herbinet, G. Dayma, F. Battin-Leclerc, J. Simmie, E. Blurock, *Cleaner Combustion*, Springer (2013), pp. 183-210
- [13] E. Ranzi, M. Dente, A. Goldaniga, G. Bozzano, T. Faravelli, *Prog. Energy Combust. Sci.*, 27 (2001), pp. 99-139
- [14] E. Ranzi, A. Frassoldati, A. Stagni, M. Pelucchi, A. Cuoci, T. Faravelli, *Int. J. Chem. Kinet.*, 46 (2014), pp. 512-542
- [15] W.K. Metcalfe, S.M. Burke, S.S. Ahmed, H.J. Curran, *Int. J. Chem. Kinet.*, 45 (2013), pp. 638-675
- [16] S.M. Burke, U. Burke, R. Mc Donagh, O. Mathieu, I. Osorio, C. Keesee, A. Morones, E.L. Petersen, W. Wang, T.A. DeVerter, *Combust. Flame*, 162 (2015), pp. 296-314
- [17] E. Ranzi, A. Frassoldati, R. Grana, A. Cuoci, T. Faravelli, A. Kelley, C. Law, *Prog. Energy Combust. Sci.*, 38 (2012), pp. 468-501
- [18] B. Ruscic, *Int. J. Quantum Chem.*, 114 (2014), pp. 1097-1101
- [19] A. Cuoci, A. Frassoldati, T. Faravelli, E. Ranzi, *Comput. Phys. Commun.*, 192 (2015), pp. 237-264
- [20] E. Ranzi, A. Frassoldati, S. Granata, T. Faravelli, *Ind. Eng. Chem. Res.*, 44 (2005), pp. 5170-5183
- [21] M. Cord, B. Husson, J.C. Lizardo Huerta, O. Herbinet, P.-A. Glaude, R. Fournet, B. Sirjean, F. Battin-Leclerc, M. Ruiz-Lopez, Z. Wang, *J. Phys. Chem. A*, 116 (2012), pp. 12214-12228
- [22] E. Ranzi, C. Cavallotti, A. Cuoci, A. Frassoldati, M. Pelucchi, T. Faravelli, *Combust. Flame*, 162 (2015), pp. 1679-1691