



**HAL**  
open science

## Generalized helical vortex pairs

Eduardo Durán Venegas, Stéphane Le Dizès

► **To cite this version:**

Eduardo Durán Venegas, Stéphane Le Dizès. Generalized helical vortex pairs. Instability and Non-linear Dynamics of Curved Vortices, Nov 2018, Matsushima, Japan. hal-01920959

**HAL Id: hal-01920959**

**<https://hal.science/hal-01920959>**

Submitted on 21 Oct 2019

**HAL** is a multi-disciplinary open access archive for the deposit and dissemination of scientific research documents, whether they are published or not. The documents may come from teaching and research institutions in France or abroad, or from public or private research centers.

L'archive ouverte pluridisciplinaire **HAL**, est destinée au dépôt et à la diffusion de documents scientifiques de niveau recherche, publiés ou non, émanant des établissements d'enseignement et de recherche français ou étrangers, des laboratoires publics ou privés.

# Generalised helical vortex pairs

E. Duran Venegas, S. Le Dizes

Aix Marseille University, CNRS, Centrale Marseille, IRPHE, Marseille, France

New solutions describing the interaction of helical pairs of counter-rotating vortices are obtained using a vortex filament approach. The vortices are assumed to have a small core size allowing the calculation of the self-induced velocities from Biot-Savart law using the cut-off theory.

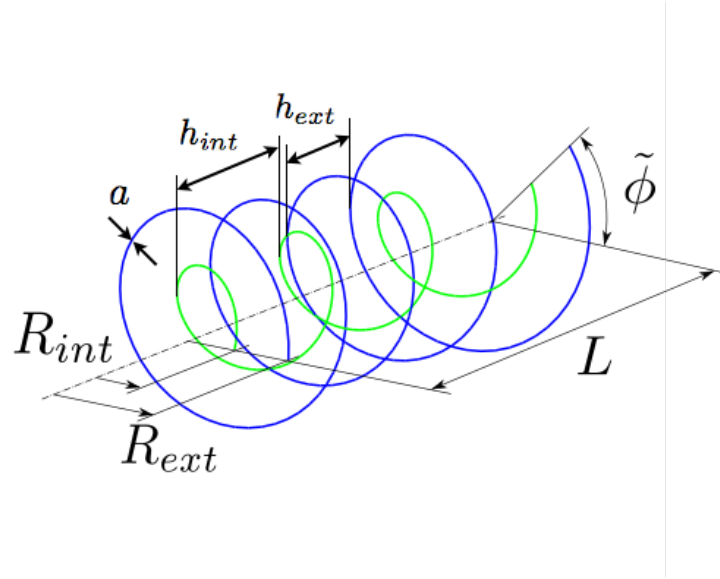


Figure 1: Parameters defining the generalized helical vortex pairs.

These new vortex structures do not possess any helical symmetry but they exhibit a spatial periodicity (figure 1)

$$F(r, \theta + \tilde{\phi}, z + L) = F(r, \theta, z)$$

and are stationary in a rotating and translating frame.

Their properties, such as radial deformation, frame velocity (figure 2) or induced flow, are provided as a function of the four geometric parameters characterizing each solution:

$$R^* = \frac{R_{int}}{R_{ext}}, \quad h^* = \frac{h_{ext}}{R_{ext}}, \quad \alpha = \frac{h_{int}}{h_{ext}}, \quad \varepsilon = \frac{a}{R_{ext}}.$$

Approximate solutions are also obtained when the mutual interaction is weak. This allows us to provide explicit expressions for the rotation and translation velocities of the structure in this limit.

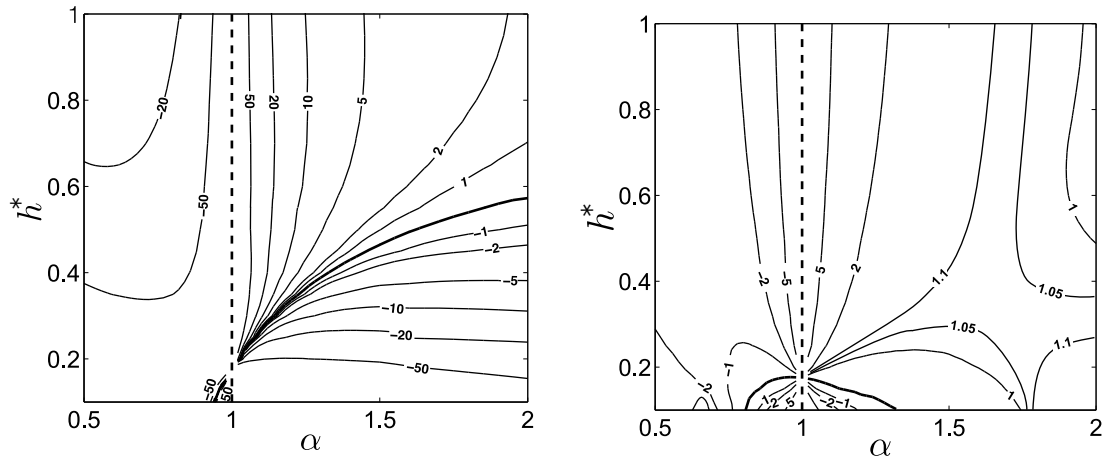


Figure 2: Angular velocity (right) and axial velocity (right) of the frame where the solution is stationary as a function of  $\alpha$  and  $h^*$  for  $R^*=0.5$  and  $\epsilon=0.03$ . Both quantities have been normalized using the external radius  $R_{ext}$ , and the vortex circulation  $\Gamma$ .

The variation of the vortex core size induced by the helix deformation is also analysed. We show that these variations have a weak effect on the shape and characteristics of the solutions, for the range of parameters that we have considered.

The results are finally applied to rotor wakes. It is explained how these solutions could possibly describe the far wake of an helicopter rotor in vertical flight (figure 3).

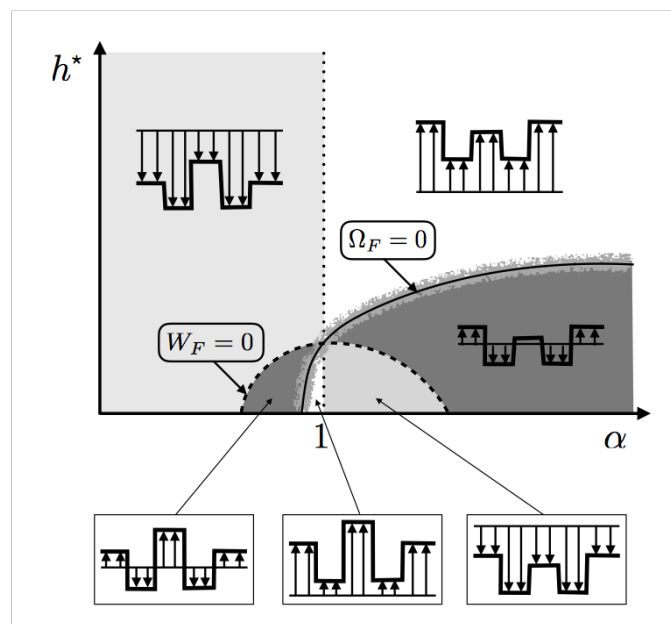


Figure 3: Diagram of the different rotor flow regimes. White regions: windmill brake regime or wind turbine regime (both vortices are going upwards as the external wind). Light gray regions: ascending regime (both vortices are going downwards as the external wind). Dark gray regions: slow descending regime and vortex ring state (both vortices are going downwards while the external wind is going upwards). Close to the line  $F = 0$ , there exists a small region where one vortex is going upwards while the other is going downwards: such a solution cannot describe the (far) wake of a rotor.