



HAL
open science

Finding Maximum Cliques on the D-Wave Quantum Annealer

Guillaume Chapuis, Hristo Djidjev, Georg Hahn, Guillaume Rizk

► **To cite this version:**

Guillaume Chapuis, Hristo Djidjev, Georg Hahn, Guillaume Rizk. Finding Maximum Cliques on the D-Wave Quantum Annealer. *Journal of Signal Processing Systems*, 2018, 10.1007/s11265-018-1357-8 . hal-01920397

HAL Id: hal-01920397

<https://hal.science/hal-01920397v1>

Submitted on 13 Nov 2018

HAL is a multi-disciplinary open access archive for the deposit and dissemination of scientific research documents, whether they are published or not. The documents may come from teaching and research institutions in France or abroad, or from public or private research centers.

L'archive ouverte pluridisciplinaire **HAL**, est destinée au dépôt et à la diffusion de documents scientifiques de niveau recherche, publiés ou non, émanant des établissements d'enseignement et de recherche français ou étrangers, des laboratoires publics ou privés.



Finding Maximum Cliques on the D-Wave Quantum Annealer

Guillaume Chapuis¹ · Hristo Djidjev¹ · Georg Hahn² · Guillaume Rizk³

Received: 21 August 2017 / Revised: 9 January 2018 / Accepted: 19 March 2018
© The Author(s) 2018

Abstract

This paper assesses the performance of the D-Wave 2X (DW) quantum annealer for finding a maximum clique in a graph, one of the most fundamental and important NP-hard problems. Because the size of the largest graphs DW can directly solve is quite small (usually around 45 vertices), we also consider decomposition algorithms intended for larger graphs and analyze their performance. For smaller graphs that fit DW, we provide formulations of the maximum clique problem as a quadratic unconstrained binary optimization (QUBO) problem, which is one of the two input types (together with the Ising model) acceptable by the machine, and compare several quantum implementations to current classical algorithms such as simulated annealing, Gurobi, and third-party clique finding heuristics. We further estimate the contributions of the quantum phase of the quantum annealer and the classical post-processing phase typically used to enhance each solution returned by DW. We demonstrate that on random graphs that fit DW, no quantum speedup can be observed compared with the classical algorithms. On the other hand, for instances specifically designed to fit well the DW qubit interconnection network, we observe substantial speed-ups in computing time over classical approaches.

Keywords Maximum clique · Quantum annealing · D-Wave 2X · Optimization · Gurobi

1 Introduction

The emergence of the first commercially available quantum computers by D-Wave Systems, Inc. [10] has provided

researchers with a new tool to tackle NP-hard problems for which presently, no classical polynomial-time algorithms are known to exist and which can hence only be solved approximately (with the exception of very small instances which can be solved exactly).

This article is an extended version of the paper [7] that appeared in the proceedings of the 2017 ACM International Conference on Computing Frontiers (CF'17). The extended version additionally contains a detailed review of related work in Section 2, details on the algorithms of Section 3.3, proofs of the propositions of Sections 3.3.2 and 3.3.3, and further experiments in Section 4.4.

One such computer is D-Wave 2X, which we denote here as DW. It has roughly 1000 units storing quantum information, called *qubits*, which are implemented via a series of superconducting loops on the DW chip. Each loop encodes both a 0 and 1 (or, alternatively, -1 and $+1$) value at the same time through two superimposed currents in both clockwise and counter-clockwise directions until the annealing process has been completed and the system turns classical [5, 18].

✉ Georg Hahn
g.hahn@lancaster.ac.uk
Guillaume Chapuis
gchapuis@lanl.gov
Hristo Djidjev
djidjev@lanl.gov
Guillaume Rizk
guillaume.rizk@inria.fr

The device is designed to minimize an unconstrained objective function consisting of a sum of linear and quadratic binary contributions, weighted by given constants. Specifically, it aims at minimizing the *Hamiltonian*

¹ Los Alamos National Laboratory, CCS-3, P.O. Box 1663, MS B256, Los Alamos, NM 87545, USA

$$H = H(x_1, \dots, x_N) = \sum_{i \in V} a_i x_i + \sum_{(i,j) \in E} a_{ij} x_i x_j \quad (1)$$

² Department of Mathematics and Statistics Fylde College, Lancaster University, Lancaster LA1 4YF, UK

³ INRIA/Irisa, Campus de Beaulieu, 35042 Rennes Cedex, France

with variables $x_i \in \{0, 1\}$ and coefficients $a_i, a_{ij} \in \mathbb{R}$, where $V = \{1, \dots, N\}$ and $E = V \times V$ [20]. This type of problem is known as a *quadratic unconstrained binary*

optimization (QUBO) problem. When the coefficients a_i and a_{ij} are encoded as capacities of the *couplers* (links) connecting the qubits, H describes the quantum energy of the system: During annealing, the quantum system consisting of the qubits and couplers tries to settle in its stable state, which is one of a minimum energy, i.e., of a minimum value of H . In order to solve a given optimization problem, one has to encode it as a minimization problem of a Hamiltonian of type (1).

Similarly to the random moves considered in a simulated annealing classical algorithm, a quantum annealer uses quantum tunneling to escape local minima and to find a low-energy configuration of a physical system (e.g., constructed from an optimization problem). Its use of quantum superposition of 0 and 1 qubit values enables a quantum computer to consider and manipulate all combinations of variable values simultaneously, while its use of quantum tunneling allows it to avoid hill climbing, thus giving it a potential advantage over a classical computer. However, it is unclear if this potential is realized by the current quantum computing technology, and by the DW computer in particular, and whether DW provides any quantum advantage over the best available classical algorithms [11, 28].

This article tries to answer these questions for the problem of finding a maximum clique (MC) in a graph, an important NP-hard problem with multiple applications including network analysis, bioinformatics, and computational chemistry. Given an undirected graph $G = (V, E)$, a *clique* is a subset S of the vertices forming a complete subgraph, meaning that any two vertices of S are connected by an edge in G . The clique size is the number of vertices in S , and the maximum clique problem is to find a clique with a maximum number of vertices in G [1].

We will consider formulations of MC as a QUBO problem and study its implementations on DW using different tools and strategies. We will compare these implementations to several classical algorithms on different graphs and try to determine whether DW offers any quantum advantage, observed as a speedup over classical approaches.

The article is organized as follows. Section 2 starts with an overview of related work that aims to solve graph and combinatorial problems with DW, in particular previous work on the maximum clique problem. Section 3 proceeds by introducing the qubit architecture on the DW chip as well as available software tools. We also describe a QUBO formulation of MC together with its implementations on DW and present methods for dealing with graphs of sizes too large to fit onto the DW chip. Section 4 presents an experimental analysis of the quantum software tools and a comparison with several classical algorithms, both for graphs small enough to fit DW directly as well as for larger

graphs for which decomposition approaches are needed. We conclude with a discussion of our results in Section 5.

In the rest of the paper, we denote a graph as $G = (V, E)$, where $V = \{1, \dots, N\}$ is a set of $N \in \mathbb{N}$ vertices and E is a set of undirected edges.

2 Related work

Several publications available in the literature aim at searching for a quantum advantage within a variety of problem classes. Existing publications often target a particular (NP-complete) problem and compare the performance of a quantum annealer (by D-Wave Systems, Inc. [10]) to state-of-the-art classical or heuristic solvers. Early examples include *multiple query optimization* in databases, analyzed by [32], who investigate scaling behavior and show a speed-up of several orders of magnitude over classical optimization algorithms, and [6], who in contrast do not detect any quantum speedup for the *set cover with pairs* problem, one of Karp's 21 NP-complete problems. Other work include graph partitioning via quantum annealing on DW in the context of QMD (quantum molecular dynamics) applications [22, 33], in which graph partitioning is shown to reduce the computational complexity of QMD. Test sets for integer optimization are investigated in [8], who observe an advantage of DW over Gurobi [15] both in terms of speed and quality of solution.

In [30], a general introduction to the DW architecture and the representation of problem instances in Ising and QUBO format is given as well as a QUBO formulation for the maximum clique problem. However, the authors do not actually report any computation results for finding maximum cliques on DW, nor do they compare DW to state-of-the-art heuristic solvers. In contrast to [30], we solve the maximum clique problem on DW for a variety of test graphs and compare its solutions to the ones of state-of-the-art classical solvers. Moreover, we present a graph splitting algorithm allowing to solve problem sizes larger than those embeddable on DW, analyze its scaling behavior, and investigate the influence of alternative QUBO formulations on the solution quality.

In [3], the authors consider finding large clique minors in the DW hardware *Chimera* graph $C(m, n, l)$, defined as the $m \times n$ grid of $K_{l,l}$ complete bipartite graphs (also called *unit cells*). The authors present a polynomial time algorithm for finding clique minors in the special case of the Chimera graph only. Such clique minors are needed to embed problem instances of arbitrary connectivity onto the current and future Chimera architectures, given the problem

size is not larger than the clique minor. In contrast, in the present article we consider finding maximum cliques in arbitrary graphs with DW by minimizing a QUBO for the maximum clique problem (applied to the user-specified arbitrary input graph). This step requires an embedding of our QUBO onto DW's Chimera graph, for which the algorithm of [3] can be beneficial. However, the work of [3] does not substitute for the embedding and minimization of a QUBO when finding cliques in arbitrary graphs as considered in our work.

Instead of attempting a full solution via DW, other publications propose using a quantum annealer to assist in finding a solution of certain problem classes, which often are of a practical and thus more complex nature. For instance, [13] consider computing the (algebraic) homology of a data point cloud and propose to reduce this computation to a minimum clique covering, which is then suggested to be solved using DW. No empirical results are presented. A real-world application (the network scheduling problem) is considered in [34]. The authors demonstrate an advantage of quantum over simulated annealing; moreover, they show how to obtain more admissible solutions with DW by introducing an additional weight into the QUBO that increases the gap between linear and quadratic QUBO terms. In [24], a sparse coding model is trained using samples obtained via DW from a Hamiltonian with L_p sparseness penalty. A graph flow problem in real-world traffic network analysis is considered in [23], who employ gps coordinates of cars in Beijing as training data.

Another class of publications is concerned with the theory of quantum annealing and the problem of benchmarking quantum computations. For instance, [27] empirically verify the known phase transition in magnetization for the 2D Ising model with DW. In [31], the author proposes to run Markov Chain Monte Carlo using samples generated by DW from a suitable Boltzmann distribution. The question whether random spin-glass problems are a suitable type of problem to detect a quantum advantage over classical approaches is considered in [26], who also study the problem of benchmarking quantum annealing vs. classical CMOS computation.

3 Solving MC on D-Wave

This section introduces the DW chip architecture and briefly presents three tools provided by D-Wave Inc. to submit quadratic programs to the quantum computer.

We also introduce the QUBO formulation of MC needed to submit an MC instance to DW. The section concludes with an algorithmic framework designed to solve instances of MC which are not embeddable on DW.

3.1 DW hardware and software

3.1.1 The Qubit architecture


DW operates on roughly 1000 qubits. The precise number of available qubits varies from machine to machine (even of the same type) due to manufacturing errors which render some of the qubits inoperative. The qubits are connected using a specific type of network called *Chimera* graph, $C_{12,12,4}$ (see Fig. 1), comprised of a lattice of 12×12 cells, where each cell is a 4×4 complete bipartite graph. DW can naturally solve Ising and QUBO problems where non-zero quadratic terms are represented by an edge in the Chimera graph.

The particular architecture of the qubits implies two important consequences: First, the chip design actually only allows for direct pairwise interactions between two qubits which are physically adjacent on the chip. For pairwise interactions between qubits not physically connected, a *minor embedding* of the graph describing the non-zero structure of the Hamiltonian matrix into the Chimera type graph is needed, which maps a logical variable into one or several physical qubits on the chip. Minor embeddings are hence necessary to ensure arbitrary connectivity of the logical variables in the QUBO. The largest complete graph that the DW can embed in theory has $1+4 \cdot 12 = 49$ vertices. In practice, the largest embeddable graph is slightly smaller ($n \approx 45$) due to missing qubits arising in the manufacturing stage.

When more than one qubit is used to represent a variable, that set of qubits is called a *chain*. The existence of chains has two vital consequences, which will play an important role in the analyses of Section 4. On the one hand, the need for chains uses up qubits, which would otherwise be available to represent more variables in the quadratic program, thereby reducing the maximum problem sizes that can directly be solved on DW. This is the reason for the relatively small sizes of $N = 45$ for QUBO problems (1) that fit onto DW when the corresponding Hamiltonians are dense (contain nearly all quadratic terms), despite the fact that more than 1000 qubits are available in DW.

On the other hand, due to the imperfections of the quantum annealing process caused by environmental noise, limited precision, and other shortcomings, solutions returned by D-Wave do not always correspond to the minimum energy configuration. In the case of chains, all qubits in a chain encode the same variable in (1) and hence should have the same value, but for the reasons outlined above this may not be the case. This phenomenon is called a *broken chain*, and it is not clear which value should be assigned to a variable if its chain is broken. Clearly, chains can be ensured to not break by increasing their coupler

Figure 1 The Chimera $C_{12,12,4}$ graph of 1152 vertices (qubits) and 3360 edges (couplers). LANL's D-Wave 2X chip has usable only 1095 qubits and 3061 couplers due to manufacturing defects.



weights, but as we will see in the next section this may significantly reduce the accuracy of the solver.

3.1.2 D-Wave solvers

D-Wave Inc. provides several tools that help users submit their QUBO problems to the quantum processor, perform the annealing, apply necessary pre- and post-processing steps, and format the output. This section briefly describes several such tools used in this article.

Sapi Sapi stands for Solver API and provides the highest level of control one can have over the quantum annealer. It allows the user to compute minor embeddings for a given Ising or QUBO problem, to choose the number of annealing cycles, or to specify the type of post-processing. Sapi interfaces for the programming languages *C* and *Python* are available.

One can also use a pre-computed embedding of a complete 45-vertex graph, thus avoiding the need to run the slow embedding algorithm.

QBsolv QBsolv is a tool that can solve problems in QUBO format which are of a size that cannot natively fit onto DW. Larger problems (with more variables or more connections than can be mapped onto the corresponding Chimera graph)

are analyzed by a hybrid algorithm, which identifies a small number of significant rows and columns of the Hamiltonian. It then defines a QUBO on that subset of variables which fits DW, solves it, and extends the found solution to a solution of the original problem.

QSage In contrast to Sapi or QBsolv, QSage is a blackbox hybrid solver which does not require a QUBO or Ising formulation as input. Instead, QSage is able to minimize any function operating on a binary input string of arbitrary size. For this it uses a tabu search algorithm enhanced with DW-generated low-energy samples near the current local minimum. To ensure that also input sizes larger than the DW architecture can be processed, QSage optimizes over random substrings of the input bits.

3.2 QUBO formulations of MC

Recall that a QUBO problem can be written as

$$\text{minimize}_{x_i \in \{0,1\}} H = \sum_{1 \leq i < j \leq N} a_{ij} x_i x_j, \quad (2)$$

where the weights a_{ij} , $i \neq j$, are the quadratic terms and a_{ii} are the linear terms (since $x_i^2 = x_i$ for $x_i \in \{0, 1\}$).

There are multiple ways to formulate the MC problem as a QUBO. One of the simplest is based on the equivalence between MC and the maximum independent set problem.

An independent set S of a graph H is a set of vertices with the property that for any two vertices $v, w \in S$, v and w are not connected by an edge in H . It is easy to see that an independent set of $H = (V, \bar{E})$ defines a clique in graph $G = (V, E)$, where \bar{E} is the complement of set E . Therefore, looking for the maximum clique in G is equivalent to finding the maximum independent set in H . The corresponding constraint formulation for MC is

$$\begin{aligned} & \text{maximize}_{x_i \in \{0,1\}} \sum_{i=1}^N x_i \\ & \text{subject to} \sum_{(i,j) \in \bar{E}} x_i x_j = 0, \end{aligned} \tag{3}$$

where $G = (V, E)$ is the input graph and \bar{E} is the complement of E . The equivalent unconstrained (QUBO) minimization of (3), written in the form (2), is

$$H = -A \sum_{i=1}^N x_i + B \sum_{(i,j) \in \bar{E}} x_i x_j, \tag{4}$$

where one can determine that the coefficients/penalties A and B can be chosen as $A = 1$, $B = 2$ (see [21]). A disadvantage of the formulation (4) is that H contains an order of N^2 quadratic terms even for sparse graphs G , which limits the size problems for which MC can be directly solved on DW.

3.3 Solving larger MC instances

To solve the MC problem on an arbitrary graph, we develop several algorithms that reduce the size of the input graph by removing vertices and edges that do not belong to a maximum clique and/or split the input graph into smaller subgraphs of at most 45 vertices, the maximal size of a complete graph embeddable on DW. Let $G(V, E)$ be a connected graph of n vertices.

3.3.1 Extracting the k -core

The k -core of a graph $G = (V, E)$ is the maximal subgraph of G whose vertices have degrees at least k . It is easy to see that if G has a clique C of size $k + 1$, then C is also a clique of the k -core of G (since all vertices in a k -clique have degrees $k - 1$). Therefore, finding a maximum clique of size no more than $k + 1$ in the original graph G is equivalent to finding such a clique in the k -core of G (which might be a graph of much smaller size).

One can compute the k -core iteratively by picking a vertex v of degree less than k , removing v and its adjacent edges, updating the degrees of the remaining vertices, and

repeating while such a vertex v exists. The algorithm can be implemented in optimal $O(|E|)$ time [2].

We also apply another reduction approach, which we refer to as edge k -core, to reduce the size of an input graph g using a known lower bound $lower_bound$ on the clique size. This approach combining k -core and edge k -core is given in pseudo-code notation as Algorithm 1.

Algorithm 1 Graph reducing k -core based algorithm

```

1 def reduce_graph(Graph g, int lower_bound):
2   extract_k_core(g, lower_bound)
3   Vertex v = choose_random_vertex(g)
4   for each vertex n in neighbors(g, v) do
5     Set nv = neighbors(g,v)
6     Set nn = neighbors(g,n)
7     List common_neighbors = intersection(nv, nn)
8     if length(common_neighbors) <
9       lower_bound-2 then
10      | remove_edge(g, v, n)
11   end
12 extract_k_core(g, lower_bound)

```

In Algorithm 1, we first aim to reduce the size of g by simply extracting its k -core, where k is set to the currently known lower bound. It is easily shown that for two vertices v, w in a clique of size c , the intersection of the two neighbor lists of v and w has size at least $c - 1$. We therefore choose a random vertex v in sg and remove all edges (v, e) satisfying $|N(v) \cap N(e)| < lower_bound - 2$ (here $N(v)$ denotes the set of neighbor vertices of v), as such edges cannot be part of a clique with size larger than $lower_bound$. Since this changes the graph structure, we attempt to extract the $lower_bound$ -core at the end again before returning the reduced graph.

3.3.2 Graph partitioning

This divide-and-conquer approach aims at dividing G into smaller subgraphs, solves the MC problem in each of these subgraphs, and combines the subproblem solutions into a solution of the original problem. If one uses standard (edge-cut) graph partitioning, which divides the vertices of the graph into a number of roughly equal parts so that the number of *cut edges*, or edges with endpoints in different parts, is minimized, then the third step, combining the subgraph solutions, will be computationally very expensive. Instead, we will use CH-partitioning, recently introduced in [12].

In *CH-partitioning*, there are two levels of dividing the vertices of G into subsets. In the *core partitioning*, the set V of vertices is divided into nonempty *core* sets C_1, \dots, C_s such that $\bigcup_i C_i = V$ and $C_i \cap C_j = \emptyset$ for $i \neq j$. There is one *halo* set H_i of vertices for each core set C_i , defined as the set of neighbor vertices of C_i that are not from C_i . Recall that a vertex w is a neighbor of a vertex v iff there is an edge between v and w . We define the cost of the CH-partitioning $\mathcal{P} = (\{C_i\}, \{H_i\})$ as

$$\text{cost}(\mathcal{P}) = \max_{1 \leq i \leq s} (|C_i| + |H_i|). \tag{5}$$

The *CH-partitioning problem* is finding a CH-partitioning of G of minimum cost. The next statement shows how CH-partitions can be used for solving MC in larger graphs.

Proposition 1 *Given a CH-partitioning $(\{C_i\}, \{H_i\})$ of a graph G , the size of the maximum clique of G is equal to $\max_i \{k_i\}$, where k_i is the size of a maximum clique of the subgraph of G induced by $C_i \cup H_i$.*

Proof Let K be a maximum clique of G and let v be any vertex of K . Since, by definition of CH-partitioning, $\bigcup_i C_i = V$, where V is the set of the vertices of G , then v belongs to some core C_j .

We will next show that for any vertex $w \neq v$ from K , $w \in C_j \cup H_j$, which will imply that all vertices of K are in $C_j \cup H_j$, implying the correctness of the proposition.

If $w \in C_j$ then the claim follows.

Assume that $w \notin C_j$. We will show that $w \in H_j$. Since K is a clique, there is an edge between any two vertices from it, and hence there is an edge between v and w . Since, by definition, H_j consists of all neighbors of vertices from C_j that are not in C_j , $v \in C_j$, $w \notin C_j$, and w is a neighbor of v , then $w \in H_j$. \square

Using Proposition 1, the solutions to all subproblems of a CH-partitioning can be combined into a solution of the original problem at an additional cost of only $O(s) = O(n)$, where s is the number of the sets of the partition.

One may conjecture that increasing s in (5) will always reduce the cost, but this is not always the case. If the minimum cost is achieved for $s = 1$, or if some of the parts of the partition are still too large, then the method in the next subsection might be applied.

3.3.3 Vertex splitting

This method is similar to a special case of the previous one, obtained by choosing $s = 2$, letting C_1 contain only a single vertex v , and letting C_2 contain all other vertices $V \setminus \{v\}$. Moreover, while the halo H_1 of C_1 is defined as above, we

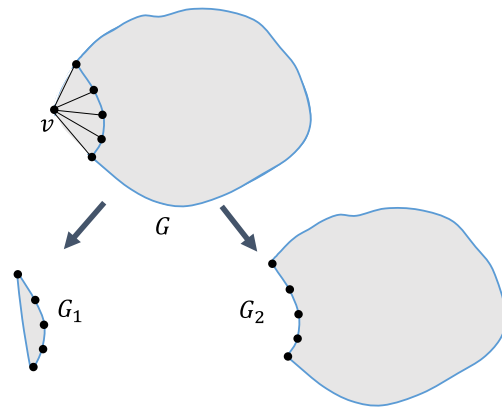


Figure 2 Illustration of the vertex splitting algorithm.

set $C_1 = \emptyset$ and $H_2 = \emptyset$. As a result, G is divided into two subgraphs, G_1 containing all neighbors of v without v itself, and G_2 containing all vertices of G except v , see Fig. 2. Because this partitioning is uniquely determined by a single vertex, we call it a *vertex-splitting partitioning*. The cost of such a partitioning is again given by (5).

Proposition 2 *Given a vertex-splitting partitioning of G , $(\{C_1, C_2\}, \{H_1, H_2 = \emptyset\})$, the size of the maximum clique of G is equal to $\max\{k_1 + 1, k_2\}$, where k_i , $i = 1, 2$, is the size of a maximum clique of the subgraph of G induced by $C_i \cup H_i$.*

Proof Let v be the vertex that defines the partition. If there is a maximum clique of G that contains v let K be such a clique, otherwise let K be any maximum cliques of G . Consider the following two cases.

Case 1: v belongs to K . Then the set of the vertices of K consists of v and a subset V_1 of vertices from G_1 . Moreover, since there is an edge between any two vertices of K , there is an edge between any two vertices of V_1 , which means that V_1 defines a clique K_1 in G_1 . Assume that K_1 is not a maximum clique of G_1 , i.e., there exists a clique K'_1 in G_1 with more vertices than K . Then adding v to the vertices of K'_1 will result in a clique in G of size larger than K , which is a contradiction to the choice of K . Hence K_1 is a maximum clique in G_1 , whose size was denoted by k_1 . Since K consists of v and the vertices of K_1 , its size is $k_1 + 1$. Moreover, G_2 cannot have a clique larger than K since any clique in G_2 is also a clique in G . Hence, $k_2 \leq |K| = k_1 + 1$ and $|K| = \max\{k_1 + 1, k_2\}$.

Case 2: v does not belong to K . Then, K is entirely contained in G_2 and hence $|K| \leq k_2$. On the other hand, G_2 cannot have a larger clique than $|K|$ since any

clique in G_2 is also a clique in G , hence $|K| = k_2$. Moreover, by the choice of K , any clique containing v is of size less than K , so $|K| > k_1 + 1$, and therefore $|K| = \max\{k_1 + 1, k_2\}$.

□

Since $H_2 = \emptyset$, vertex splitting can be used in cases where CH-partitioning fails. Moreover, if there is a vertex of degree less than $n - 1$, this method will always create subproblems of size smaller than the original one. However, the total number of subproblems resulting from the repeated use of this method can be too large. A more efficient algorithm can be obtained if all the above methods are combined.

3.3.4 Combining the three methods

We use the following algorithm to decompose a given input graph G into smaller MC instances fitting the DW size limit. We assume that the size $k + 1$ of the maximum clique is known. (Otherwise, use the procedure of this section in a binary-tree search fashion to determine the size of the maximum clique. This increases the running time by a factor $O(\log k) = O(\log n)$ only.) We also have an implementation that, instead of “guessing” the *exact* value of k , uses lower bounds on k determined by the size of the largest clique found so far.

The algorithm works in two phases. First, we apply the k -core algorithm on the input graph and then CH-partitioning on the resulting k -core.

Consequently, we keep a list L of subgraphs (ordered by their number of vertices), which is initialized with the output of the CH-partitioning step. In each iteration and until all produced subgraphs fit the (DW) size limit, we choose a vertex v from the largest subgraph sg , extract the subgraph ssg induced by v and its neighbors and remove v from sg . The k -cores of the two subgraphs produced at this iteration are then inserted into L . Second, we compute the maximum clique on DW for any subgraph in L of size small enough.

Algorithm 2 gives the pseudo-code of this approach. It returns a list of subgraphs of an input graph g sorted in increasing order of their number of vertices as well as an updated lower bound on the maximum clique size. The parameters of Algorithm 2 are the input graph g , a maximal number of vertices $vertex_limit$ for which the maximum clique problem is solved directly on a subgraph, and a lower bound on the clique size found so far ($lower_bound$). All returned subgraphs have the property that their size is at most $vertex_limit$. Since the algorithm attempts to solve MC exactly on graphs not larger than $vertex_limit$, the parameter $vertex_limit$ in our case can be set to the maximal number of vertices embeddable on DW.

Algorithm 2 Graph splitting algorithm

```

1 def split(Graph g, int vertex_limit, int lower_bound):
2   List subgraphs = [g]
3   while length(subgraphs[-1]) > vertex_limit do
4     Graph sg = subgraphs.pop()
5     Vertex v = choose_vertex(sg)
6     Graph ssg = extract_subgraph(v, sg)
7     remove_vertex(v, sg)
8     reduce_graph(sg, lower_bound)
9     if length(ssg) > 0 then
10      if length(ssg) <= vertex_limit then
11        lower_bound = solve(ssg)
12      end
13      else
14        sorted_insert(subgraphs, sg)
15      end
16    end
17    reduce_graph(ssg, lower_bound)
18    if length(ssg) > 0 then
19      if length(ssg) <= vertex_limit then
20        lower_bound = solve(ssg)
21      end
22    end
23  end
24  return subgraphs, lower_bound

```

Algorithm 2 works as follows. First, a sorted list of graphs called *subgraphs* (sorted in descending order of the degree of the subgraphs) is created and initialized with g . As long as the largest subgraph (denoted as $subgraphs[-1]$ in *Python* notation) has at least $vertex_limit$ nodes, the current largest graph sg in the list (command *pop()*) is returned, sg is removed from list *subgraphs*, and a vertex v is chosen according to some rule specified in the function *choose_vertex* (see the end of Section 3.3 for possible approaches). Then, the induced subgraph ssg by vertex v is extracted and deleted from sg .

A graph reduction step via the function *reduce_graph* is then applied to sg which reduces the size of the graph using the currently known best lower bound $lower_bound$ on the clique size. The graph reduction is given separately as Algorithm 1.

Suppose sg still contains vertices after reduction. If the degree of sg after reduction is less than $vertex_limit$, we attempt to solve the MC problem exactly on sg using some function *solve()* (for instance via DW) and update $lower_bound$. Otherwise, sg is inserted again into the list *subgraphs*.

The same step is repeated for the subgraph ssg with the exception that ssg does not have to be re-inserted into list *subgraphs* at the end. This is because the subgraph induced by a single vertex v either contains a clique or can be removed.

Removing a vertex v in line 5 of Algorithm 2 decreases the size of sg by one in each iteration, thus the algorithm terminates in finite time once all generated subgraphs have size at most *vertex.limit*.

Lastly, we describe our procedure *choose_vertex(sg)* for choosing the next vertex to be removed from sg . A vertex with high degree will potentially greatly reduce the size of sg , however at the expense of also producing a large subgraph ssg .

In order to maximize the impact of removing a vertex, we successively try out three choices: a vertex of highest degree, a vertex of median degree and, if necessary, a vertex of lowest degree in sg . If the vertex of lowest degree has degree $|V| - 1$, then sg is a clique: In this case, solving MC on sg can be omitted and *lower_bound* can be updated immediately.

4 Experimental analysis

The aim of this section is to investigate if a quantum advantage for the MC problem can be detected for certain classes of input graphs. To this end, we compare the DW solvers of Section 3.1.2 to classical ones on various graph instances – from random small graphs that fit the DW chip to (larger) graphs tailored to perfectly fit DW's Chimera architecture. We also evaluate our graph splitting routine of Section 3.3 on large MC instances. First we briefly describe classical solvers that will be used in the comparison.

4.1 Classical solvers

Apart from the tools provided by D-Wave Inc., we employ classical solvers in our comparison, consisting of: A simulated annealing algorithm working on the Ising problem (SA-Ising), a simulated annealing algorithm specifically designed to solve the clique problem (*SA-clique*, see [14]), softwares designed to find cliques in heuristic or exact mode (the *Fast Max-Clique Finder* *fmc*, see [25]), the software tool *pmc* (see [29]), and the Gurobi solver [15].

SA-Ising This is a simulated annealing algorithm working on an Ising problem formulation. The initial solution is a random solution, and a single move in the simulated algorithm is the flip of one random bit.

SA-clique We implemented a simulated annealing algorithm specifically designed to find cliques, as described in [14]. As SA-clique only finds cliques of a user-given size m , we need to apply a binary search on top of it to find the maximum clique size. Its main parameter is a value α controlling the geometric temperature update of the annealing in each step (that is, $T_{n+1} = \alpha T_n$). A default choice is

$\alpha = 0.9996$. A value closer to 1 will yield a better solution but will increase the computation time.

Fast Max-Clique Finder (fmc, pmc) These two algorithms are designed to efficiently find a maximum clique for a large sparse graph. They provide exact and heuristic search modes. We use version 1.1 of software *fmc* [25] and *pmc* (github commit 751e095) [29].

Post-processing heuristics alone (PPHa) The DW pipeline includes a post-processing step: First, if chains exist, a majority vote is applied to fix any broken chains. Then a local search is performed to ensure that any solution is indeed a local minimum (the raw solutions coming from DW might not be in a local minimum, see [9]). For a given solution coming out of the pipeline, one might wonder what the relative contributions of DW and of the post-processing step are. For some small and simple problems, the post processing step *alone* might be able to find a good solution.

We try to answer this issue by solely applying the post-processing step, and by comparing the result with the one obtained by quantum annealing. However, post-processing by DW runs on the DW server and is not available separately.

To enable us to still use the DW post-processing alone, we employ the following procedure. We set a very high absolute chain strength (e.g., 1000 times greater than the largest weight in our Ising problem), and turn on the *auto-scale* feature mapping QUBO weights to the interval $[-1, 1]$. Because of the limited precision of the DW hardware (DW maps all QUBO weights to 16 discrete values within $[-1, 1]$), chain weights will be set to the minimum value -1 while all other weights will be scaled down to 0. In this way, the quantum annealer will only satisfy the chains rather than the actual QUBO we are interested in. As chains will not be connected to other chains, and as all linear terms will be zero, each chain will be assigned a random value -1 or $+1$. Applying the DW post-processing step to such a QUBO with large chain weights will therefore result in the post-processing step being called with a random initial solution. We hence expect to obtain results stemming from the post-processing step only (with random starting point). This method will be referred to as PPHA, *post-processing heuristic alone*.

Gurobi *Gurobi* [15] is a mathematical programming solver for linear programs, mixed-integer linear and quadratic programs, as well as certain quadratic programs. We employ *Gurobi* to solve given QUBO problems (Ising problems can be solved as well, nevertheless *Gurobi* explicitly allows to restrict the range of variables to binary inputs, making it particularly suitable for QUBO instances). Instead of solving MC directly with Gurobi, we solve the dual

Table 1 Running time on 45 vertex random graphs.

Graph	Max. clique size	Runtime [s]						
		Sapi	PPHa	QBsolv	<i>fmc</i>	<i>pmc</i>	SA	Gurobi
p=0.3	5	0.15	0.15	0.05	$8 \cdot 10^{-6}$	$3 \cdot 10^{-5}$	0.15	102
p=0.5	8	0.15	0.15	0.06	$3 \cdot 10^{-4}$	$5 \cdot 10^{-5}$	0.37	38
p=0.7	13	0.15	0.15	0.04	0.002	$8 \cdot 10^{-5}$	0.19	33
p=0.9	20	0.15	0.15	0.04	0.135	$8 \cdot 10^{-5}$	0.28	2

The edge probability used to generate those graphs is given in the first column. Since for such small graphs, every software returned the correct solution, we only report the running times. Gurobi solves the dual problem, leading to reversed graph densities and timings

problem, that is we computed a maximum independent set on the complement graph.

4.2 Small graphs with no special structure

We generate four random graphs with increasing edge densities for our experiments. We considered edge probabilities ranging from 0.3 to 0.9 in steps of 0.05. We compare the execution times of DW using the Sapi interface and the different solvers listed in Section 3.1.2 to the classical solvers of Section 4.1.

Results are shown in Table 1. For small graphs, every solver returns a maximum clique, therefore the table shows execution times only. We can see that (a) software solvers are much faster than DW, with *pmc* being the fastest by several order of magnitudes; (b) DW and *PPHa* exhibit equal results and execution times. This shows that for these small graphs, even the simple software heuristic included in the DW pipeline is capable of solving the MC problem. The similar performance of DW and *PPHa* therefore makes it impossible to distinguish between the contributions from the post-processing heuristic and the actual quantum annealer; (c) Gurobi finds the best solution as well (for the dual of MC, the maximum independent set problem, thus timings decrease in the last column of Table 1), but since Gurobi is an exact solver, its running time is higher than the one of the other methods. We note that the timings for Gurobi are for finding the best solution – letting Gurobi run further to subsequently prove that a found solution is optimal requires a far longer runtime. Moreover, we have observed in Eq. 4 in Section 3.2 that the QUBO for MC leads to an order of N^2 quadratic terms even for sparse graphs. This in turn typically causes the QUBO matrix to be very dense, making it difficult to embed the QUBO onto the Chimera graph. If embedding the QUBO is indeed possible, then usually at the cost of incurring long chains. This is due to the fact that a dense QUBO necessarily contains a large number of couplers between qubits not adjacent on the DW chip, thus requiring re-routing through chain qubits. In our experiments we observe that this is a delicate case

for the quantum annealer: Using high coupler strengths for the chains results in consistent chains after annealing, but comes at the cost of downscaling the actual QUBO weights, thus leading to meaningless solutions. Lower chain strengths often cause many of the chains to be broken, i.e. the physical qubits constituting the chains have different values. Therefore some processing needs to be applied to obtain valid solutions. The most simple one is a majority vote, however all postprocessing rules offered by DW are merely heuristic ways of assigning final values to the qubits. It is not guaranteed that a weighting scheme exists which preserves the QUBO and prevents chains from breaking at the same time.

As an example, Fig. 3 shows the first four broken chains in a typical DW execution of the MC problem on a 45 vertex graph. The chain for x_2 has more zeros and less ones than the one for x_7 , yet after the DW postprocessing algorithm was applied, the variables got correct values $x_2 = 1, x_7 = 0$ (with apparently *PPHa* overwriting the inferior DW solution). Our experiments with randomly assigned values to broken chains (see the discussion for *PPHa* in Section 4.1) similarly show that accurate solutions obtained for small graphs are often mostly due to the post-processing algorithm rather than the quantum annealing by DW.

4.3 Graphs of sizes that fit DW

In Section 4.2, we performed experiments with random graphs that can be embedded onto DW. We observed that

Var name	Values of qubits in chain	Var value
x_2	000000000000000000000000001111	1
x_4	000000000000000000000000001111	1
x_6	000000001111110000000000	0
x_7	00000000000000000000000011111	0

Figure 3 The first four broken chains (out of 16) produced by DW on a test 45-vertex graph. The first column shows the name of the variable the chain corresponds to and the third column gives the correct value for that variable.

highly optimized software solvers outperformed DW in terms of speed. This is due to the fact that the largest random graphs we are sure to embed on DW (around 45 vertices) are still comparably small and can hence be solved efficiently with an optimized heuristic. In order to detect a difference between DW and classical solvers, we need to consider larger graphs. In this section we will analyze the behavior of the quantum annealer on subgraphs of DW's chimera graph, i.e. the largest graph we can embed on the DW architecture.

4.3.1 Chimera-like graphs

Since on small graphs we did not observe any speedup of DW compared to the classical algorithms, we now consider graphs that fit nicely the DW architecture. The largest graph that fits DW is the Chimera graph \mathcal{C} , and since formulation (4) uses the complement edges, the largest graph that we can solve MC on is the complement of \mathcal{C} . Let \bar{G} denote the complement of any graph G . Note that the graphs \mathcal{C} and $\bar{\mathcal{C}}$ are not interesting for the MC problem since \mathcal{C} is bipartite and hence $\bar{\mathcal{C}}$ consists of two disconnected cliques, which makes MC trivial on this graph.

Consider now the graph \mathcal{C}_1 obtained by contracting one random edge from \mathcal{C} . An *edge contraction* consists of deleting an edge (v_1, v_2) and merging its endpoints v_1 and v_2 into a new vertex v^* . With \mathcal{N}_1 and \mathcal{N}_2 the set of neighboring vertices of v_1 and v_2 , the neighbors of v^* are $\mathcal{N}_1 \cup \mathcal{N}_2 \setminus \{v_1, v_2\}$. Solving the MC problem on $\bar{\mathcal{C}}_1$ requires the embedding of the complement of $\bar{\mathcal{C}}_1$ onto DW, which is \mathcal{C}_1 . The natural embedding of \mathcal{C}_1 onto \mathcal{C} maps v^* onto a chain of two vertices and all other vertices of \mathcal{C}_1 onto single vertices of \mathcal{C} . Moreover, if we add any edge to \mathcal{C}_1 , the resulting graph will not be embeddable onto \mathcal{C} any more since \mathcal{C}_1 already uses all available qubits and edges of \mathcal{C} . We can thus say that \mathcal{C}_1 is one of the densest graphs of size $|V| - 1$ than can be embedded onto \mathcal{C} .

We can generalize the aforementioned construction to m random edge contractions; the resulting graph \mathcal{C}_m will have $|V| - m$ vertices, will be one of the densest graphs of size $|V| - m$ that fits onto \mathcal{C} , and the chains of such an embedding will be the paths of contracted edges. This family of graphs $\bar{\mathcal{C}}_m$ with $0 < m < 1100$ is therefore a good candidate for the best-case scenario for the MC problem: The $\bar{\mathcal{C}}_m$ family are large graphs whose QUBOs can be embedded onto \mathcal{C} and whose solutions of MC are not trivial.

4.3.2 Experiments

We solve the MC problem on the $\bar{\mathcal{C}}_m$ family of graphs using DW's Sapi, *PPHa* and the SA-Ising software, SA-clique, and *fmc*.

Figure 4 shows the result. We observe that for graph sizes up to 400, *PPHa* finds the same result as DW. For

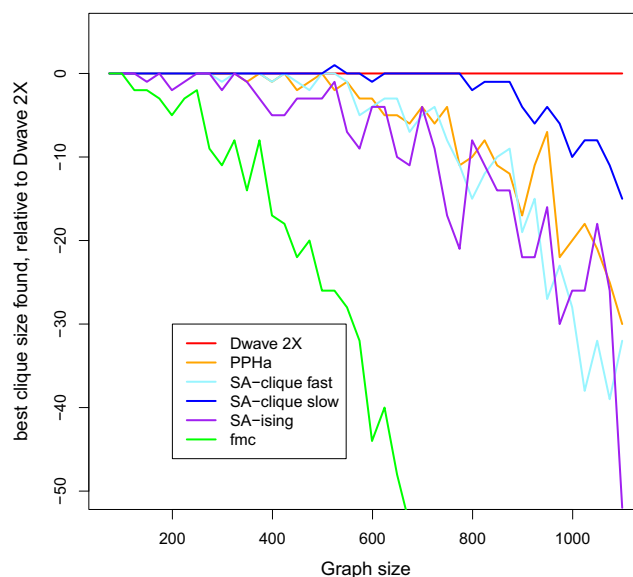


Figure 4 Best clique size found by the different solvers, relatively to the DW result, on the \mathcal{C}_m family of graphs.

these small graphs the problem is likely simple enough to be solved by the post-processing step alone. As expected, the simulated annealing algorithms designed specifically for MC (*fmc*, *pmc*) are behaving better than the general SA-Ising algorithm. The *fmc* software is run in its heuristic mode. The comparatively lower quality results we obtain with *fmc* could be due to the fact that *fmc* is designed for large sparse graphs but run here on very dense graphs.

For large graphs (≥ 800 vertices), DW gives the best solution. (Note we do not know if that solution is optimal.)

4.3.3 Speedup

Since SA-clique seems to be the best candidate to compete against DW, and moreover since it is considered the classical analogue of quantum annealing, we choose to compute the DW speedup relatively to SA-clique on the $\bar{\mathcal{C}}_m$ graph family.

We employ the following procedure: For each graph size, we run DW with 500 anneals and report the best solution. The DW runtime is the total qpu runtime for 500 anneals (approximately 0.15s). For SA-clique, we start with a low α parameter (i.e., a fast cooling schedule), and gradually increase α until SA-clique finds the same solution as DW. The value of α for which SA-clique finds the same solution as DW gives us the best execution time for SA-clique given the required accuracy. The SA-clique algorithm is run on one CPU core of an Intel E8400 @ 3.00GHz.

Figure 5 shows the speedup for different graph sizes of the $\bar{\mathcal{C}}_m$ family. We observe that DW is slower than SA-clique for graphs with less than 200 vertices. For larger graphs, DW gets exponentially faster, reaching a speedup of the order of a million for graphs with 1000 vertices. This

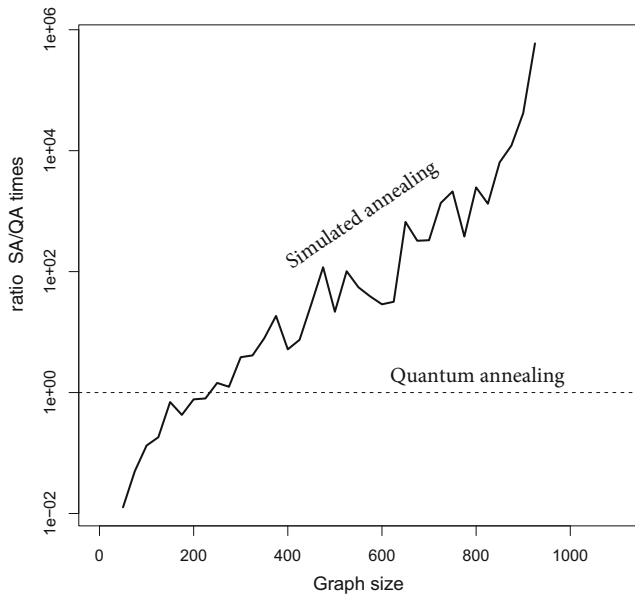


Figure 5 Speedup on artificial graphs designed to fit the Chimera topology.

behavior is not unexpected: For small graphs, optimized software solvers can terminate with runtimes far less than the constant anneal time of DW (see Table 1). The larger the graphs, the more pronounced the advantage of DW is due to the fact that the \bar{C}_m graph instances investigated in this experiment are similar to the topology of DW’s native Chimera graph. Further detail is given in the following section.

Overall, our experiments show that for large graphs whose QUBOs can be embedded onto \mathcal{C} , DW is able to find very quickly a solution that is *very* difficult to obtain with classical solvers.

4.3.4 Topology

In summary, the results of Sections 4.2 and 4.3 demonstrate that the closer the topology of a problem is to the native Chimera graph (Fig. 1) of the DW chip, the more pronounced the advantage of DW over classical solvers. Moreover, with an increasing problem size, the problem becomes exponentially more difficult for classic solvers, while it takes the same time to run on DW (as long as it can be embedded onto the hardware). Note however, that the larger problem we can fit on DW (with a fixed number of qubits), the smaller average chain length we get. This means that these experiments benefit DW in the comparison with classical solvers twice: on the one hand, the problem becomes much more difficult for the classical solvers due to larger graphs involved; on the other hand, it becomes somewhat easier for DW because the shorter chains improve the accuracy, thereby biasing the results in favor of DW.

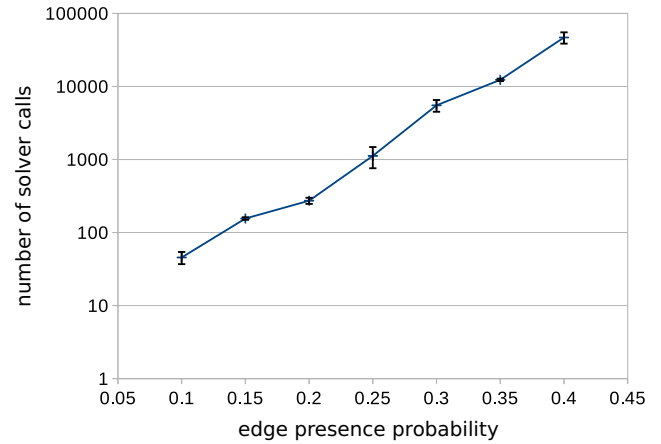


Figure 6 Number of solver calls against edge probability. Log scale on the y-axis.

4.4 Using decomposition for large graphs

We investigate some properties of the graph splitting routine of Section 3.3 which enables us to solve MC instances larger than the size that fits onto the DW chip. In this section, we always use our graph splitting routine to divide up the input graphs into subgraphs of 45 vertices, the largest (complete) graphs that can be embedded on the DW chip. First, we test our graph splitting routine on random graphs with 500 vertices and an edge probability (edge density) ranging from 0.1 to 0.4 in steps of 0.05. Figure 6 shows the number of generated subgraphs (or equivalently, the number of solver calls) against the edge probability. Each data point is the median value of ten runs, the standard deviation is given as

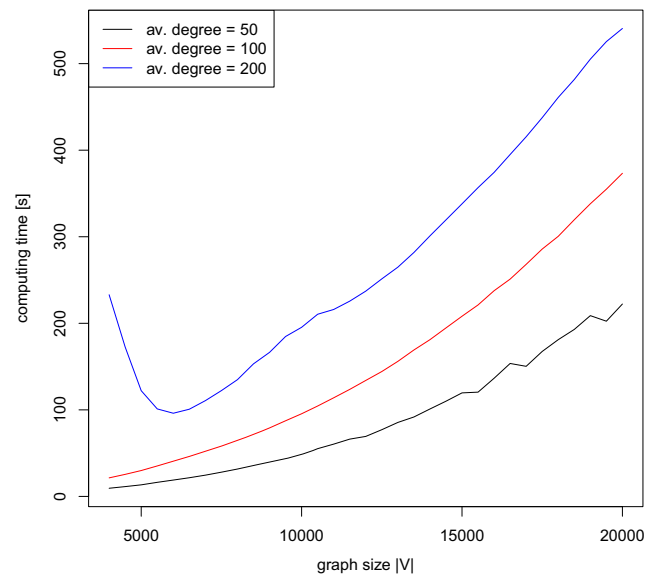


Figure 7 Time of the graph splitting routine as a function of the graph size.

error bars. The number of solver calls seems to follow an exponential trend with respect to the edge probability.

Second, we investigate the scaling of our graph splitting routine with an increasing graph size $|V|$. Since, with a fixed edge probability, graphs become denser (their vertex degrees increase) as their size goes to infinity, we take an alternative approach and fix the average degree d of each vertex: We then generate graphs of size 3000 to 20,000 (in steps of 500) using edge probability $p = d/(|V| - 1)$. This ensures that the average vertex degree stays constant as $|V|$ goes to infinity.

We measure both the time t (in seconds) of the graph splitting alone as well as the number n of problems/subgraphs being solved by DW. According to Table 1 (column for DW's interface *Sapi*), the time to solve each subgraph on the DW chip is 0.15 seconds, thus leading to an overall time for computing MC of $t + 0.15 \cdot n$ seconds.

Figure 7 shows average timings from 100 runs for three fixed average degrees $d \in \{50, 100, 200\}$. We observe that if d is relatively large in comparison to $|V|$ (which, in particular, appears to hold for $|V| \approx 5000$ and $d = 200$), the k -core and CH-partitioning algorithms are less effective, while the vertex-splitting

routine alone produces too many subgraphs, causing the computing time to get disproportionately high. With increasing the number of vertices, we observe a roughly linear increase of the runtime. As expected, higher average degrees d result in denser graphs and thus higher runtimes.

To demonstrate the applicability of our graph splitting routine outside of random graphs, we apply the graph splitting to families of graphs from the *1993 DIMACS Challenge on Cliques, Coloring and Satisfiability* [17], also used in [4]. These are *Hamming* and *c-fat* graphs. Both graph families depend on two parameters: the number of vertices n and an additional internal parameter, the Hamming distance d for Hamming graphs and the partition parameter c for *c-fat* graphs. We use the generation algorithms of [16] for both graph families. We also employed *g* and *U* graphs, defined in [19] (including their generation mechanism), which have previously been used for graph assessments in [4, 19].

Table 2 shows results for all four graph families. We see that for the graph parameters used in the aforementioned studies, our graph splitting algorithm finds a maximum clique (mostly) within a fraction of a second. The number

Table 2 Graph splitting algorithm applied to a variety of graph families (first column) including their graph parameters (number of vertices in second column, internal parameter in third column).

Graph family	Vertices	Parameter	Largest clique	No. subgraphs	Runtime [s]
Hamming	128	1	64	0	0.09
		2	32	196	6.4
		4	4	20	0.1
		6	2	1	0.09
c-fat	200	1	12	3	0.02
		5	58	1	0.53
		10	126	0	25.6
g graph	100	10	1	1	0.01
		10	1	1	0.01
		10	1	1	0.07
		10	1	1	0.26
		10	1	1	1.1
		10	1	1	6.8
		10	1	1	28.3
U graph	1000	5	7	6	0.49
		10	10	9	0.49
		14	11	0.57	
		7	7	1.9	
		10	10	2.0	
	2000	5	7	7	1.9
		10	11	10	2.0
		20	17	14	2.2

Largest clique found, number of generated subgraphs and overall runtime in seconds for the splitting is reported

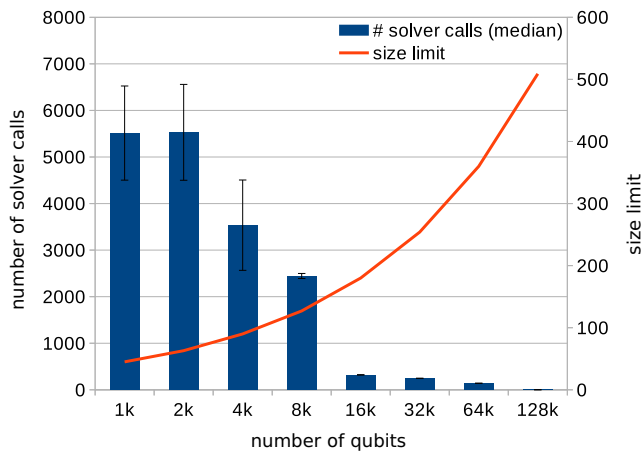


Figure 8 Number of solver calls (left y-axis) and size limit (maximal arbitrary graph embeddable on DW; right y-axis) as a function of the number of qubits.

of generated subgraphs along the way varies widely, from none or one subgraph for g graphs to almost two hundred for Hamming graphs.

Lastly, we aim to assess the performance of future generations of DW systems on our clique finding approach for arbitrary large graphs. Essentially, we turn the previous question around: Instead of assessing the graph splitting for a variety of graphs and a fixed DW system, we now look at the evolution of possible future DW machines with an increasing number of qubits and investigate the number of solver calls needed by the graph splitting algorithm (applied to a fixed realization of a random graph with 500 vertices and edge presence probability 0.3).

First, assuming a similar Chimera topology for future generations of DW systems, doubling the number of available qubits will increase the size of the maximal complete subgraph that can be embedded by a factor of $\sqrt{2}$. The maximal size of an arbitrary graph embeddable on DW is shown in Fig. 8 in red (right y-axis). If we assume that the number of qubits doubles with each new generation, seven generations of DW machines are required in order to be able to directly embed and solve an arbitrary 500 vertex graph.

Second, Fig. 8 (blue data line; left y-axis) shows the evolution of the number of solver calls for future DW systems with an increasing number of qubits. We use the envisaged size of the maximal complete subgraph embeddable on future DW machines to set the *lower bound* parameter of the graph splitting algorithm. In this experiment we applied the graph splitting algorithm to the fixed graph generated with 500 vertices and edge presence probability of 0.3. Each data point is the median of ten runs. The standard deviation of those ten runs is given with error bars. The number of required solver calls of our graph splitting algorithm rapidly decreases in what seems like an exponential trend.

5 Conclusion

This article evaluates the performance of the DW quantum annealer on maximum clique, an important NP-hard graph problem. We compared DW's solvers to common classical solvers with the aim of determining if current technology already allows us to observe a *quantum advantage* for our particular problem. We summarize our findings as follows.

1. The present DW chip capacity of around 1000 qubits poses a significant limitation on the MC problem instances of general form that can be solved directly with DW. For random graphs with no special structure that are small enough to fit onto DW, the returned solution is of comparable quality to the one obtained by classical methods. Nevertheless the highly optimized classical solvers available are usually faster for such small instances.
2. Special instances of large graphs designed to fit DW's chimera architecture can be solved orders of magnitude faster with DW than with any classical solvers.
3. For MC instances that do not fit DW, the proposed decomposition methods offer a way to divide the MC problem into subproblems that fit DW. The solutions of all subproblems can be combined afterwards into an optimal solution of the original problem (assuming DW solves the subproblems optimally, which is usually true, but cannot be guaranteed). Our decomposition methods are highly effective for relatively sparse graphs; however the number of subproblems generated grows exponentially with increasing density. We demonstrate that this issue can be alleviated when/if larger D-Wave machines become available (Fig. 8).


Overall, we conclude that general problem instances that allow to be mapped onto the DW architecture are typically still too small to show a quantum advantage. But quantum annealing may offer a significant speedup for solving the MC problem, if the problem size is at least several hundred, roughly an order of magnitude larger than what it typically is for general problems that fit D-Wave 2X.

Acknowledgments The authors acknowledge and appreciate the support provided for this work by the Los Alamos National Laboratory Directed Research and Development Program (LDRD). They would also like to thank Dr Denny Dahl for his help while working on the D-Wave 2X machine.

Open Access This article is distributed under the terms of the Creative Commons Attribution 4.0 International License (<http://creativecommons.org/licenses/by/4.0/>), which permits unrestricted use, distribution, and reproduction in any medium, provided you give appropriate credit to the original author(s) and the source, provide a link to the Creative Commons license, and indicate if changes were made.

References

1. Balas, E., & Yu, C. (1986). Finding a maximum clique in an arbitrary graph. *SIAM Journal of Comparative*, 15, 1054–1068.
2. Batagelj, V., & Zaversnik, M. (2011). An $o(m)$ algorithm for cores decomposition of networks. *Adv Dat An Class*, 5(2), 129–145.
3. Boothby, T., King, A., Roy, A. (2016). Fast clique minor generation in Chimera qubit connectivity graphs. *Quantum Information Processing*, 15(1), 495–508.
4. Boros, E., Hammer, P., Tavares, G. (2006). Preprocessing of Unconstrained Quadratic Binary Optimization. *Rutcor Research Report RRR*, 10-2006, 1–58.
5. Bunyk, P., Hoskinson, E., Johnson, M., Tolkacheva, E., Altomare, F., Berkley, A., Harris, R., Hilton, J., Lanting, T., Przybysz, A., Whittaker, J. (2014). Architectural considerations in the design of a superconducting quantum annealing processor. *IEEE Trans on Appl Superconductivity*, 24(4), 1–10.
6. Cao, Y., Jiang, S., Perouli, D., Kais, S. (2016). Solving Set Cover with Pairs Problem using Quantum Annealing. *Nature Scientific Reports*, 6(33957), 1–15. <https://doi.org/10.1038/srep33957>.
7. Chapuis, G., Djidjev, H., Hahn, G., Rizk, G. (2017). Finding maximum cliques on the d-wave quantum annealer. Proceedings of the 2017 ACM International Conference on Computing Frontiers (CF'17), 1–8.
8. Coffrin, C., Nagarajan, H., Bent, R. (2017). Challenges and successes of solving binary quadratic programming benchmarks on the dw2x qpu. Los Alamos ANSI debrief, 1–84.
9. D-Wave (2016). D-Wave post-processing guide.
10. D-Wave (2016). Introduction to the D-Wave quantum hardware.
11. Denchev, V., Boixo, S., Isakov, S., Ding, N., Babbush, R., Smelyanskiy, V., Martinis, J., Neven, H. (2016). What is the computational value of finite-range tunneling? *Physical Review X*, 6(031), 015.
12. Djidjev, H., Hahn, G., Mniszewski, S., Negre, C., Niklasson, A., Sardeshmukh, V. (2016). Graph partitioning methods for fast parallel quantum molecular dynamics. *CSC 2016*, 1(1), 1–17.
13. Dridi, R., & Alghassi, H. (2016). Homology computation of large point clouds using quantum annealing. arXiv:1512.09328, 1–17.
14. Geng, X., Xu, J., Xiao, J., Pan, L. (2007). A simple simulated annealing algorithm for the maximum clique problem. *Information Science*, 177(22), 5064–5071.
15. Gurobi Optimization, Inc. (2015). Gurobi optimizer reference manual. <http://www.gurobi.com>.
16. Hasselberg, J., Pardalos, P., Vairaktarakis, G. (1993). Test Case Generators and Computational Results for the Maximum Clique Problem. *Journal of Global Optimization*, 3, 463–482.
17. Johnson, D.S., & Trick, M.A. (Eds.) (1996). *Clique, Coloring, and Satisfiability: Second DIMACS Implementation Challenge, DIMACS*, Vol. 26. Providence: American Mathematical Society. <http://dimacs.rutgers.edu/Volumes/Vol26.html>.
18. Johnson, M., Amin, M., Gildert, S., Lanting, T., Hamze, F., Dickson, N., Harris, R., Berkley, A., Johansson, J., Bunyk, P., Chapple, E., Enderud, C., Hilton, J., Karimi, K., Ladizinsky, E., Ladizinsky, N., Oh, T., Perminov, I., Rich, C., Thom, M., Tolkacheva, E., Truncik, C., Uchaikin, S., Wang, J., Wilson, B., Rose, G. (2011). Quantum annealing with manufactured spins. *Nature*, 473, 194–198.
19. Kim, S.H., Kim, Y.H., Moon, B.R. (2001). A Hybrid Genetic Algorithm for the MAX CUT Problem. Proceeding GECCO'01 Proceedings of the 3rd Annual Conference on Genetic and Evolutionary Computation, 416–423.
20. King, J., Yarkoni, S., Nevisi, M., Hilton, J., McGeoch, C. (2015). Benchmarking a quantum annealing processor with the time-to-target metric. arXiv:1508.05087, 1–29.
21. Lucas, A. (2014). Ising formulations of many np problems. *Frontiers in Physics*, 2(5), 1–27.
22. Mniszewski, S., Negre, C., Ushijima-Mwesigwa, H. (2016). Graph Partitioning using the D-Wave for Electronic Structure Problems. LA-UR-16-27873, 1–21.
23. Neukart, F., Von Dollen, D., Compostella, G., Seidel, C., Yarkoni, S., Parney, B. (2017). Traffic flow optimization using a quantum annealer. arXiv:1708.01625, 1–12.
24. Nguyen, N., & Kenyon, G. (2017). Solving sparse representations for object classification using the quantum d-wave 2x machine. Los Alamos ISTI debrief, 1–30.
25. Pattabiraman, B., Patwary, M., Gebremedhin, A., Liao, W.K., Choudhary, A. (2013). Fast algorithms for the maximum clique problem on massive sparse graphs. In *International Workshop on Algorithms and Models for the Web-Graph* (pp. 156–169): Springer.
26. Perdomo-Ortiz, A., Feldman, A., Ozaeta, A., Isakov, S., Zhu, Z., O’Gorman, B., Katzgraber, H., Diedrich, A., Neven, H., de Kleer, J., Lackey, B., Biswas, R. (2017). On the readiness of quantum optimization machines for industrial applications. arXiv:1708.09780, 1–22.
27. Rogers, M., & Singleton, R. (2016). Ising Simulations on the D-Wave QPU. LA-UR-16-27649, 1–14.
28. Rønnow, T., Wang, Z., Job, J., Boixo, S., Isakov, S., Wecker, D., Martinis, J., Lidar, D., Troyer, M. (2014). Defining and detecting quantum speedup. *Science*, 345, 420–424.
29. Rossi, R., Gleich, D., Gebremedhin, A., Patwary, M. (2013). A fast parallel maximum clique algorithm for large sparse graphs and temporal strong components. CoRR, arXiv:1302.6256.
30. Stollenwerk, T., Lobe, E., Tröltzsch, A. (2015). *Discrete optimization problems on an adiabatic quantum computer*. London: 17th British-French-German Conference on Optimization.
31. Thulasidasan, S. (2016). Generative Modeling for Machine Learning on the D-Wave. LA-UR-16-28813, 1–23.
32. Trummer, I., & Koch, C. (2015). Multiple Query Optimization on the D-Wave 2X adiabatic Quantum Computer. arXiv:1510.06437, 1–12.
33. Ushijima-Mwesigwa, H., Negre, C., Mniszewski, S. (2017). Graph Partitioning using Quantum Annealing on the D-Wave System. arXiv:1705.03082, 1–20.
34. Wang, C., Chen, H., Jonckheere, E. (2016). Quantum versus simulated annealing in wireless interference network optimization. *Nature Scientific Reports*, 6(25797), 1–9. <https://doi.org/10.1038/srep25797>.



Guillaume Chapuis is a former post-doctoral research associate with the Information Sciences Group (CCS3) at Los Alamos National Laboratory, New Mexico, United States of America. He holds a Ph.D. degree in computer science from ENS Cachan (France) and a computer engineering degree from INSA Rennes (France). His research interests include Parallel Discrete Event Simulation, graph theory, High Performance Computing, General-Purpose Graphics Processing Units and bioinformatics.



Hristo Djidjev received his Ph.D. from the University of Sofia, Bulgaria. He is currently a Scientist at Los Alamos National Laboratory, USA. Before Los Alamos, he has been with the Bulgarian Academy of Sciences, Rice University, and University of Warwick. His interests are in graph algorithms, discrete optimization, software/hardware codesign, bioinformatics, and quantum computing.



Guillaume Rizk holds a Ph.D. from the Université de Rennes 1 and a master degree from the École Nationale Supérieure d'Informatique et de Mathématiques Appliquées de Grenoble (ENSIMAG). His research interests include DNA/RNA sequencing, graph data structures for nextgeneration sequencing (NGS), GPU accelerated RNA folding, and global alignment of short DNA sequences. He is one of the founders of "Algorizk" which develops interactive physics simulation apps for mobile devices.



Georg Hahn received his Ph.D. from Imperial College London in 2015. Following a one-year EPSRC doctoral prize fellowship at Imperial's statistics department (2016-17), he is currently a senior research associate affiliated with the StatScale project, a joint EPSRC programme grant to develop next generation statistical methods for streaming data. Previously he was a post-doc at the statistics department of Columbia University in New York (2015-16)

and a visiting researcher at Los Alamos National Laboratory (2015, 2016, 2017). His research interests include algorithmic/computational mathematics and statistics, mathematical optimisation, Monte Carlo methods, multiple testing, and information theory.