



**HAL**  
open science

## Stability in postural tongue control: response to transient mechanical perturbations

Takayuki Ito, Jean-Loup Caillet, Pascal Perrier

### ► To cite this version:

Takayuki Ito, Jean-Loup Caillet, Pascal Perrier. Stability in postural tongue control: response to transient mechanical perturbations. Neuroscience 2018 - Annual meeting of the Society for Neuroscience, Nov 2018, San Diego, Californie, United States. hal-01919048

**HAL Id: hal-01919048**

**<https://hal.science/hal-01919048>**

Submitted on 12 Nov 2018

**HAL** is a multi-disciplinary open access archive for the deposit and dissemination of scientific research documents, whether they are published or not. The documents may come from teaching and research institutions in France or abroad, or from public or private research centers.

L'archive ouverte pluridisciplinaire **HAL**, est destinée au dépôt et à la diffusion de documents scientifiques de niveau recherche, publiés ou non, émanant des établissements d'enseignement et de recherche français ou étrangers, des laboratoires publics ou privés.

Takayuki Ito<sup>1,2</sup>, Jean-Loup Caillet<sup>1</sup>, Pascal Perrier<sup>1</sup>.

1: Univ. Grenoble Alpes, CNRS, Grenoble INP, GIPSA-lab, 2: Haskins Laboratories.

takayuki.ito@gipsa-lab.fr

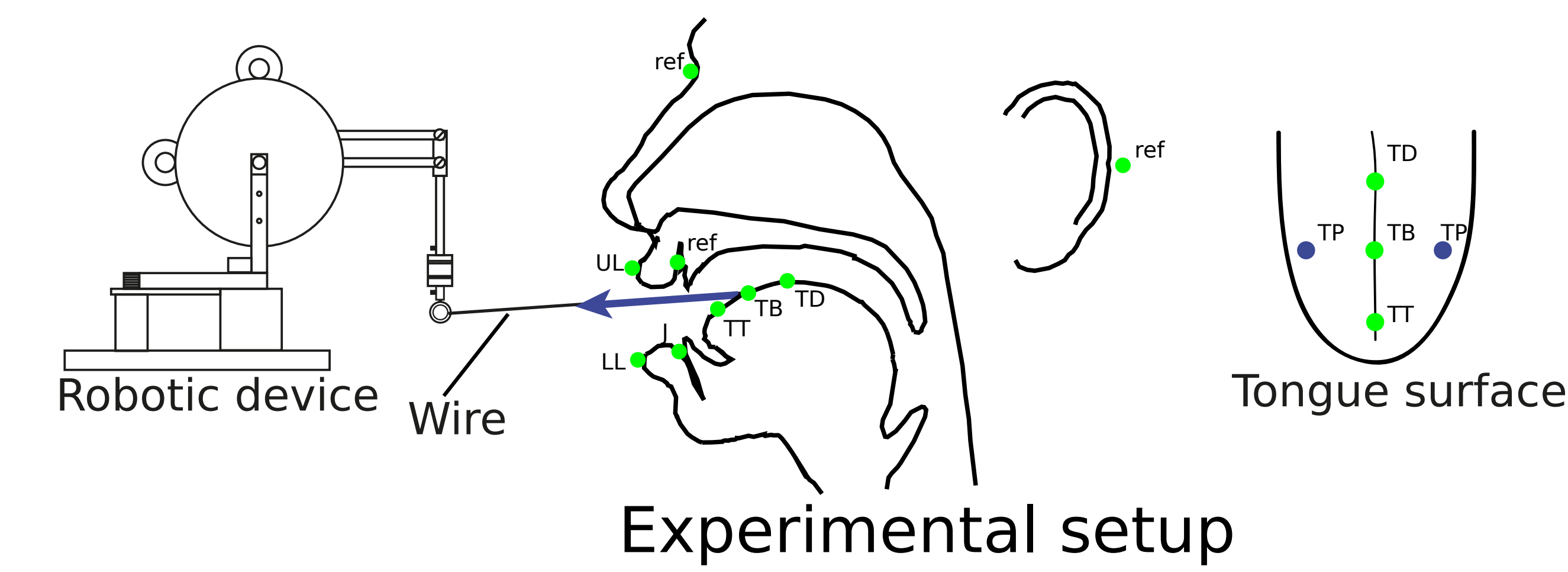


## Introduction

Tongue has properties as a muscular hydrostat that are unique in the human body. It is also a fundamental organ in a variety of basic biological functions for humans, such as breathing, swallowing and speaking. However, the neurophysiological mechanisms enabling its fine motor control have not been yet thoroughly investigated. While the involvement of reflex mechanisms has been largely documented for quick compensations in postural control of limbs and body as a low-level of control function, the functional role or even the existence of autogenous reflex has not been yet clearly established for the tongue. This study aimed at **investigating tongue reflex characteristic by examining responses to transient mechanical perturbations in postural tongue control.**

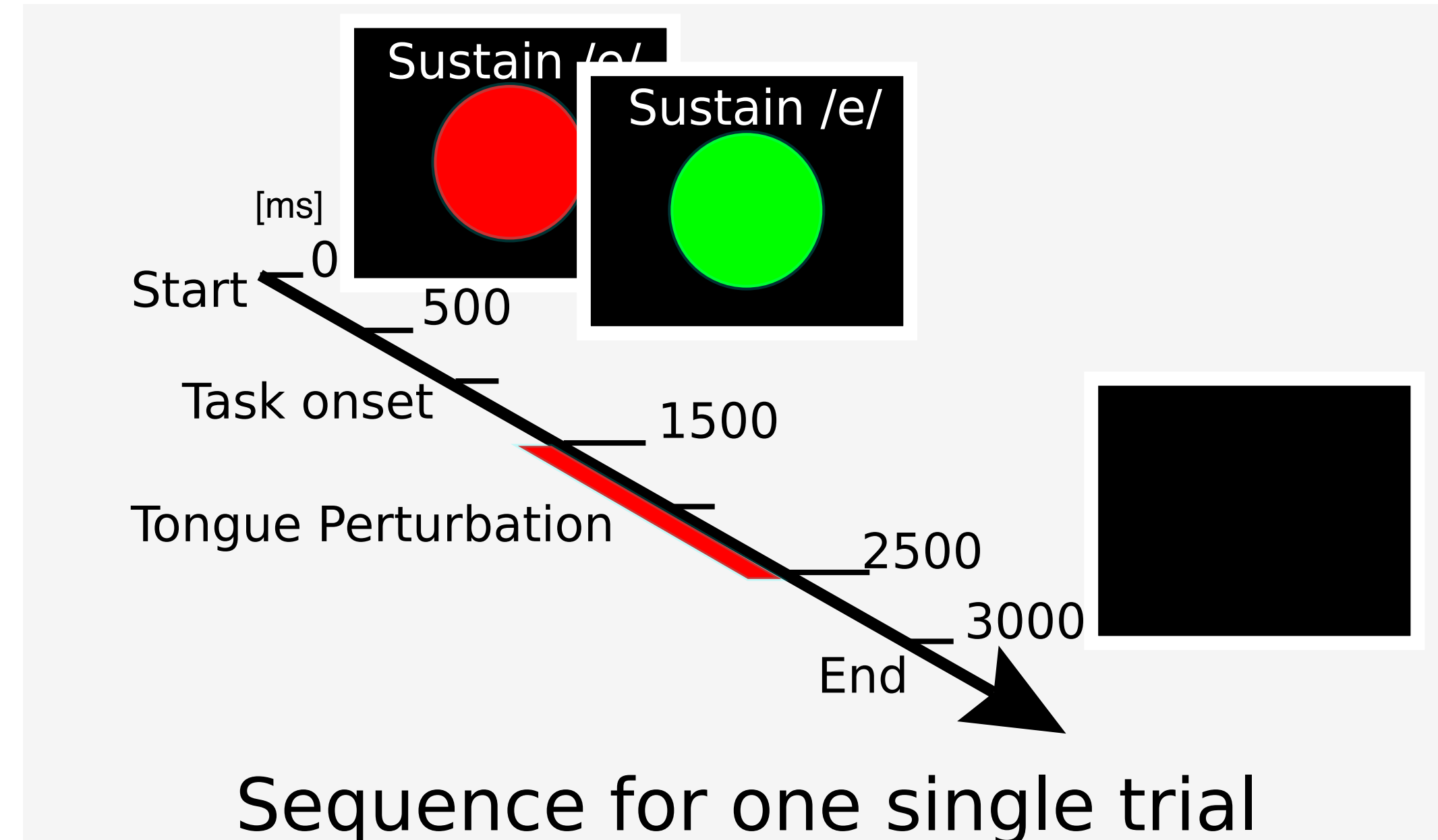
## Method

**Participants:** 8 native speakers of French.  
**Task:** Combination of the following vowels and manners.  
 (1) Vowel: /i/, /e/ and /ɛ/.  
 (2) Manner: Voicing, Whispering and Posturing



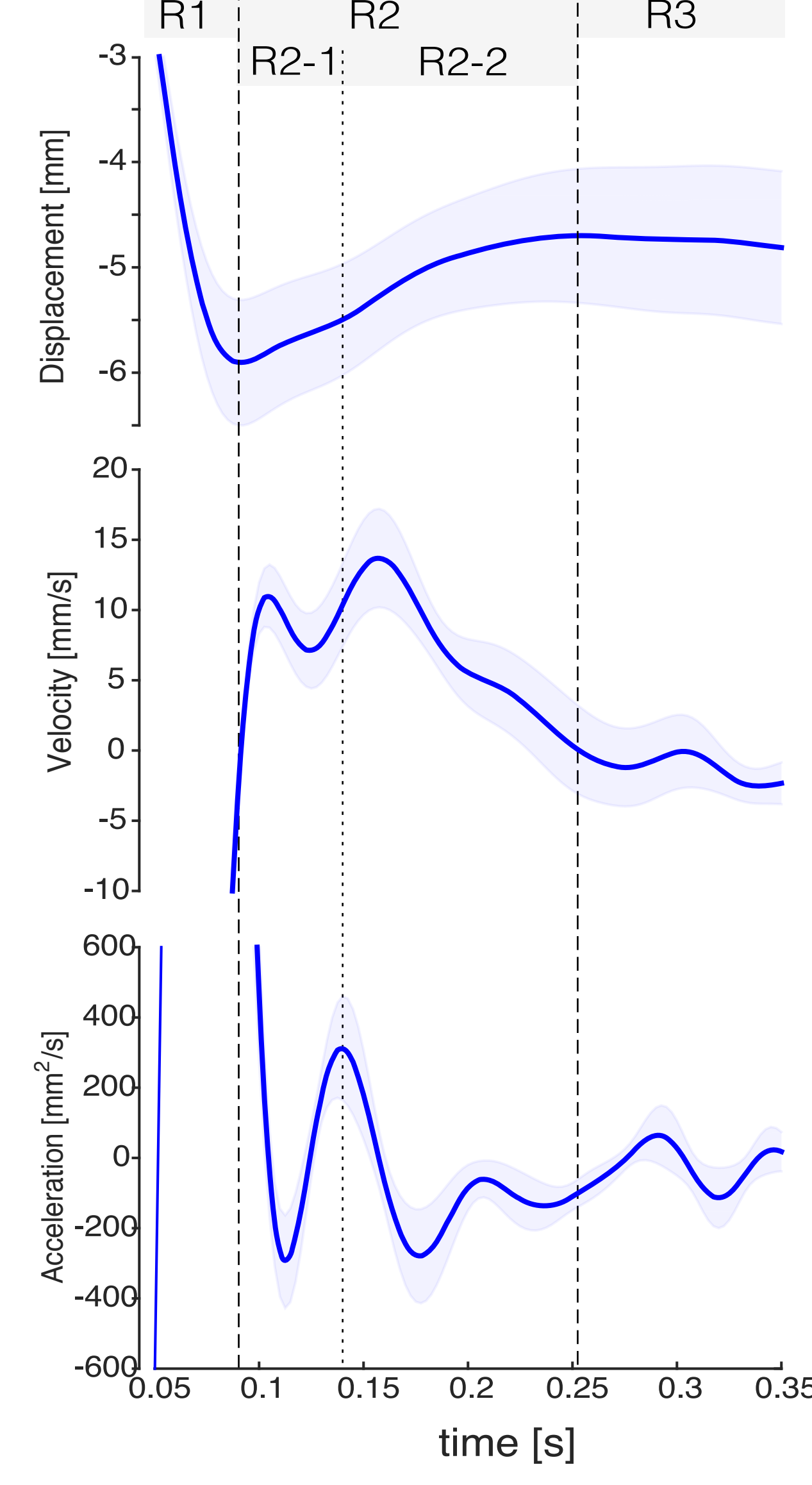
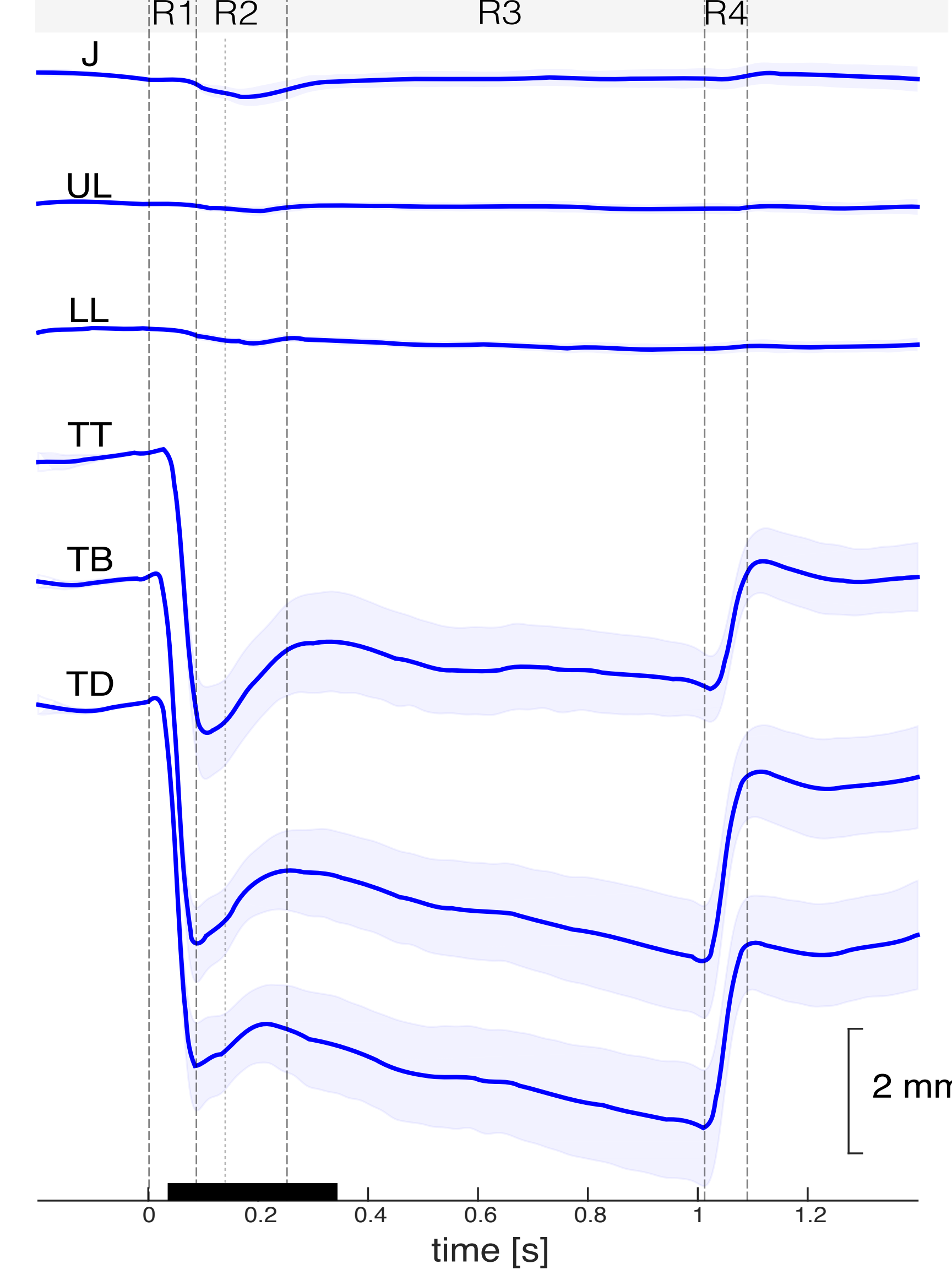
**Tongue perturbation:** 1 N of step-wise force in forward direction was applied in the trials selected randomly.

**Electromagnetic articulograph (Wave NDI inc.)**  
 Jaw (J), upper and lower lip (UL and LL), and tongue tip (TT), blade (TB) and dorsum (TD) were recorded at 400 Hz. Nasion, upper incisor and left and right mastoid were for references of head movement correction. Speech sounds were recorded at 44.1kHz.

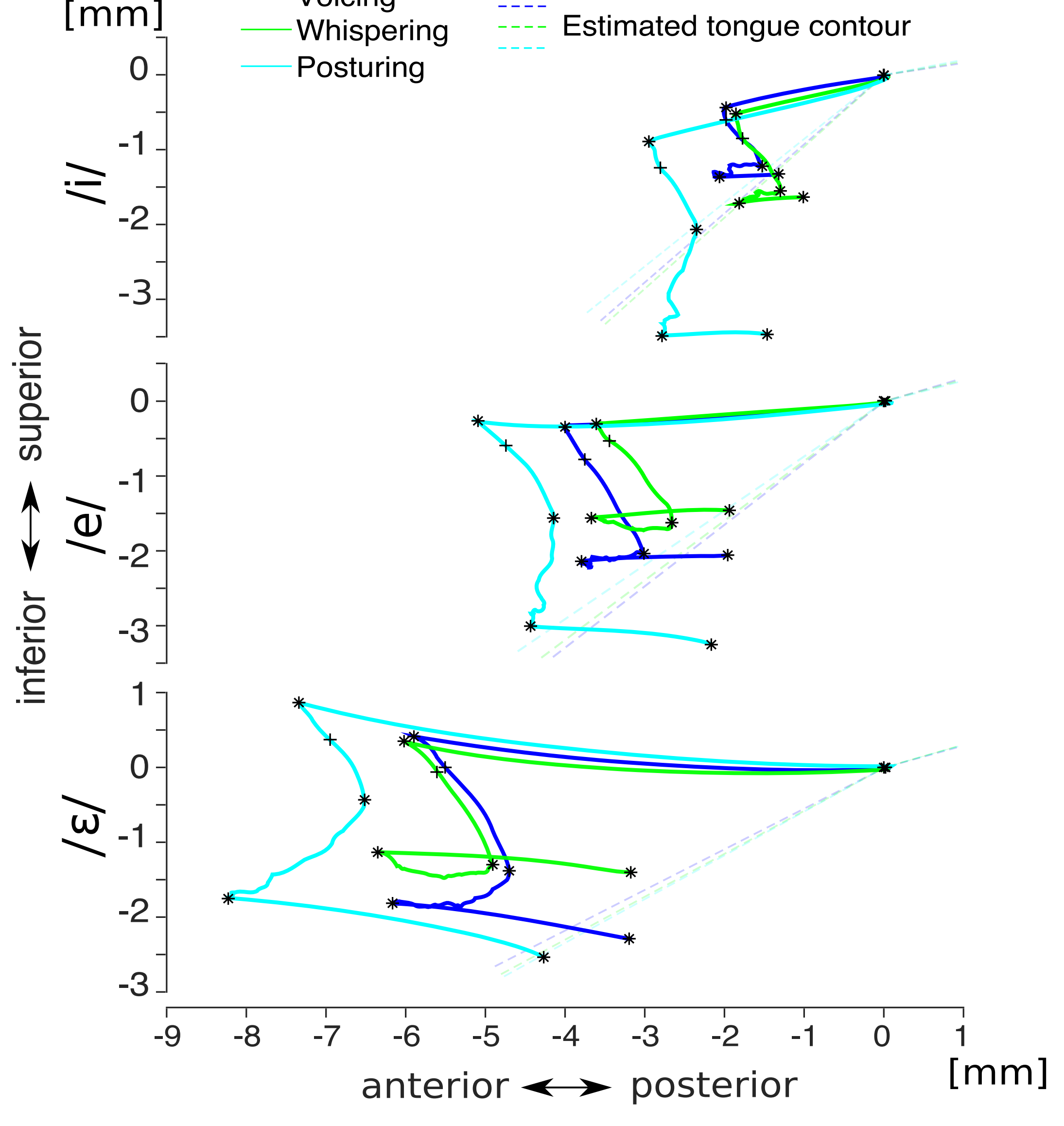


## Results

### Articulatory changes

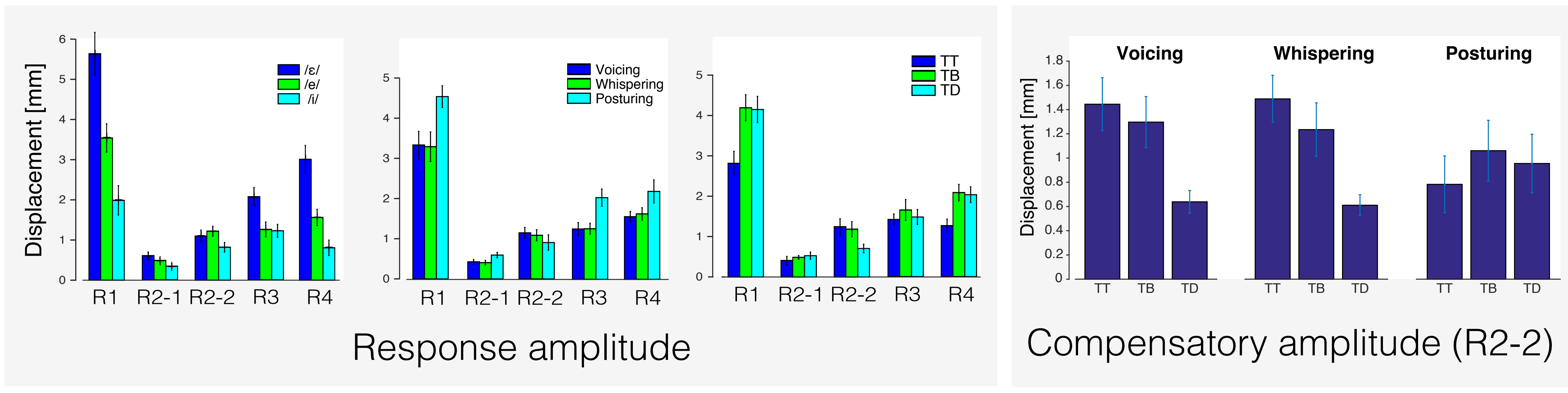
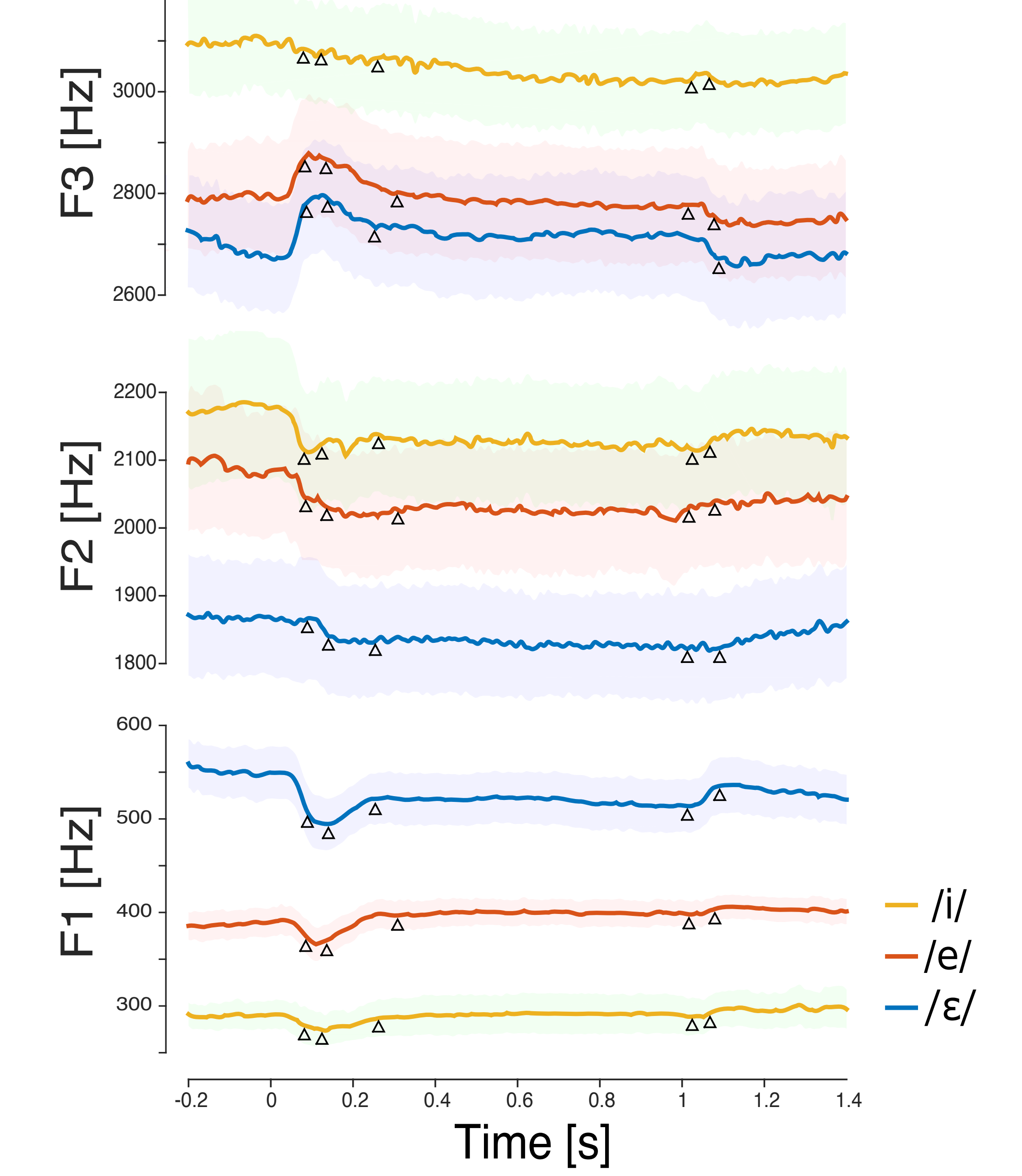


Horizontal displacements



Displacement of TB in sagittal plane

### Acoustical changes



## Discussion

- The current response can be generated by reflex mechanism, but not by voluntary reaction because the latency of response [around 140 ms to the movement onset] is faster than the latency for voluntary reaction [150±13 ms in jaw (Ottenhoff et al., 1992), 315.7±98.4ms for lip (Ito et al., 2005) and 154 ms in finger (Cole and Abbs, 1987) to the onset of muscle activation increase].
- The acoustical change due to the tongue perturbation was also compensated quickly in conjunction with the articulatory compensation. This may be driven not by auditory-basis, but by somatosensory-basis mechanism since the compensation was induced even in whispering condition and the current auditory compensation was occurred faster and greater than the ones induced by auditory perturbation (Larson et al., 2000; Purcell and Munhall, 2006).

- Compensatory response was induced not in the direction to return the original location, but in the direction to recover the original tongue contour.
- The amplitude of the compensatory responses (R2-2) in each tongue location were modulated depending on speaking manners [ $F_{(4,182)} = 8.33, p < .001$ ].
- Initial displacement changes due to the tongue perturbation (R1) was varied depending on the vowel tasks [ $F_{(2,182)} = 13.45, p < .0001$ ] and the speaking manners [ $F_{(2,182)} = 4.82, p < .01$ ], but no reliable interaction between them [ $F_{(4,182)} = 1.73, p > .15$ ]. This tendency was also found in R2-1 and R4.

## Summary

- We demonstrated a quick compensatory response of the tongue, which may be driven by reflex mechanism, that was modulated in task-dependent manner.
- The tongue may be controlled not by a specific target at each individual sites, but by an abstract target, such as a tongue contour in the posture control for vowel production.

**Acknowledgment:** This study was supported by the European Research Council under the European Community's Seventh Framework Program (FP7/2007-2013 Grant Agreement no. 339152)