



**HAL**  
open science

# System-Level Design and Virtual Prototyping of a Telecommunication Application on a NUMA Platform

Daniela Genius, Ludovic Apvrille

► **To cite this version:**

Daniela Genius, Ludovic Apvrille. System-Level Design and Virtual Prototyping of a Telecommunication Application on a NUMA Platform. 2018 13th International Symposium on Reconfigurable Communication-centric Systems-on-Chip (ReCoSoC), Jul 2018, Lille, France. 10.1109/ReCoSoC.2018.8449375 . hal-01900182

**HAL Id: hal-01900182**

**<https://hal.science/hal-01900182>**

Submitted on 21 Oct 2019

**HAL** is a multi-disciplinary open access archive for the deposit and dissemination of scientific research documents, whether they are published or not. The documents may come from teaching and research institutions in France or abroad, or from public or private research centers.

L'archive ouverte pluridisciplinaire **HAL**, est destinée au dépôt et à la diffusion de documents scientifiques de niveau recherche, publiés ou non, émanant des établissements d'enseignement et de recherche français ou étrangers, des laboratoires publics ou privés.

# System-Level Design and Virtual Prototyping of a Telecommunication Application on a NUMA Platform

Daniela Genius

Sorbonne Université, LIP6, CNRS UMR 7606, daniela.genius@lip6.fr

Ludovic Apvrille

LTCI, CNRS, Telecom ParisTech, Université Paris-Saclay, IMT, ludovic.apvrille@telecom-paristech.fr

**Abstract**—The use of model-driven approaches for embedded system design has become a common practice. Among these model-driven approaches, only a few of them include the generation of a full-system simulation comprising operating system, code generation for tasks and hardware simulation models. Even less common is the extension to massively parallel, NoC based designs, such as required for high performance streaming applications where dozens of tasks are replicated onto identical general purpose processor cores of a Multi-processor System-on-chip (MP-SoC). We present the extension of a system-level tool to handle clustered Network-on-Chip (NoC) with virtual prototyping platforms. On the one hand, the automatic generation of the virtual prototype becomes more complex as topcell, address mapping and linker script have to be adapted. On the other hand, the exploration of the design space is particularly important for this class of applications, as performance may strongly be impacted by Non Uniform Memory Access (NUMA).

## I. INTRODUCTION

*Multiprocessor-on-chip* system architectures feature complex, sometimes hierarchical, interconnect-on-chip architectures, allowing to execute communication-centric applications such as telecommunication and video streaming. Usual high-level UML/SysML-based model-driven approaches target usual embedded applications and therefore they do not natively support such task-farm parallelism, neither from the application nor from the complex interconnection networks points of view. Thus, interconnection facilities are often limited to simple buses.

The task farm paradigm consists of a set of tasks waiting for data to be processed from one of the (many) common input buffers, thus introducing a high degree of non-determinism. On the contrary, embedded systems communications are typically one-to-one, more rarely one-to-many e.g. *broadcast*.

In order to explore designs for high-performance packet processing, virtual prototyping of clustered platforms has already been proposed in [8]. The task farm property was captured by multi-writer multi-reader (MWMR) interfaces for channels mapped to shared memory, accessible by hardware or software tasks. Yet, the generation of platform variants was only semi-automatic and the middleware protocol lacked a formal basis.

In [11], we proposed a SysML based design methodology for task-farm applications on a flat interconnect. Only a simplified version of the application was handled, abstracting from I/O and internals (such as generation of descriptors, feedback of addresses, inspection of packets). This paper proposes an extension in order to deploy and analyze the (nearly) complete application on NUMA architectures.

The paper is organized as follows. Section II presents the related work. Section III shortly introduces the System Level Design environment and explains our extensions. Section IV illustrates our approach with a case study. Section V discusses experimental results. Finally, section VI concludes the paper.

## II. RELATED WORK

During the software development process, software components are generally tested/executed on a local host, and only later integrated once the target is available. Software-hardware integration is postponed to the availability of the hardware target, often leading to late and costly revision on the software side. A more adequate approach is to frequently validate the different refinements of software components in an as-realistic-as-possible prototyping environment.

FPGAs can be used for this purpose [13], [14], but this requires to develop the hardware elements in detail, and to buy potentially costly FPGA.

Another promising, less costly, solution is the use of virtual prototyping platforms. Their obvious drawback is that software execution is commonly less realistic, and takes much longer wrt. FPGAs. Many fully software-based prototyping environments have been proposed, some restricted to high-level analysis, others offering extended profiling capabilities.

PtolemyII [6] proposes a modeling environment for the integration of diverse execution models, in particular hardware and software components. If design space exploration can be performed, its first intent is the simulation of the modeled systems.

Metropolis [3], an extension of Polis, targets heterogeneous systems and offers various execution models. Architectural and application constraints are however closely interwoven.

Sesame [7] proposes modeling and simulation of features at several abstraction levels. Preexisting virtual components are combined to form a complex hardware architecture. In contrast to Metropolis, application and architecture are clearly separated in the modeling process. Currently, Sesame is limited to the allocation of processing resources to application processes. It neither models memory mapping nor the choice of the communication architecture.

MARTE [17] shares many commonalities with our approach, in terms of the capacity to separately model communications from the pair application-architecture. However, it intrinsically lacks separation between control aspects and message exchanges. Other works based on UML/MARTE, such

as Gaspard2 [9], are dedicated to both hardware and software synthesis, relying on a refinement process based on user interaction to progressively lower the level of abstraction of input models. Still, such a refinement does not completely separate the application (software synthesis) or architecture (hardware synthesis) models from communication, which hampers exploration for NUMA platforms.

Di Natale et al. [5] propose the generation of communication managers for software low layers. Yet, they do not handle the specificity of task-farm applications nor they offer formal verification.

Batori [4] proposes a specific design methodology for telecommunication applications. From use cases, the method proposes several formalisms to capture the application structure ("interaction model") and behavior (Finite State Machine) and for its deployment from which executable code can be generated. Design space exploration and virtual prototyping are not part of the methodology; code generation targets a real platform.

## III. TTOOL

Our modeling framework is called TTool [1]. TTool relies on SysML to propose two abstract modeling levels: (i) HW/SW partitioning and (ii) software design and deployment [15]. From software deployment, a virtual MP-SoC prototype can be generated where software tasks run on multi-purpose processors.

TTool includes a tool chain for generating code — from software deployment diagrams — to be executed on SoCLib [16] based MP-SoCs as explained in [10]. This toolchain thus takes as input a software design and a deployment of that design onto a hardware platform in order to generate a SoCLib representation. Basically, this tool chain works as follows:

- Each SysML block modeling a software task is translated into an executable thread. The behavior of the block, expressed with state machine diagrams, is translated to a set of actions relying on C primitives defined in a runtime library.
- The *main program* instantiates the POSIX threads of the blocks, translating logical chan-

nels as software objects stored in on-chip memory.

- The *top cell generator* generates a SystemC top cell for cycle-accurate bit-accurate simulation from the model of the HW architecture.
- The *linker script* is generated taking into account the mapping specified in the deployment diagram.

These four kinds of input necessary for SoCLib are created by generators written in JAVA, profiting from a very powerful approach to generate code from SysML supported by TTool [2]. For topcell and linker script generation, the information contained in the mapping diagram is parsed. Where information is missing, default values are supplied where possible, otherwise a warning is displayed. Addresses are automatically calculated based on the number of clusters, of targets etc..

Up to now, TTool did not provide support for modeling multi-level interconnects and NUMA architectures. Inspired from [8], we propose a way to integrate clustered interconnect and NUMA in our SysML framework, and to automatically generate from the SysML diagrams the corresponding platform (HW and SW). To do so, we suggest to add the following features to TTool:

- Multi-level interconnects can be built up from a (new) local crossbar modeling component and from the capacity to connect communication components (e.g., crossbar, bus) together.
- The possibility to integrate I/O coprocessors.
- The definition and generation of more complex *topcell* and *ldscript* in order to support the new hardware elements listed above.

#### A. Clustered Interconnects

A Virtual Generic Micro Network (VGMN), with a round-robin arbitration policy, or a Virtual Generic Serial Bus (VGSB) serve as central interconnect, and local crossbars connect the components within the cluster. Thus, the TTool deployment diagram offers the possibility to use crossbars, and to connect interconnect models with one another.

#### B. I/O Coprocessors

In order to extend communication capacities, we have also defined hardware coprocessors reading

packets from Ethernet connections. These coprocessors are connected by MWMR wrappers. Yet, in an early design phase, hardware coprocessors are not yet available because they need to be designed in a precise way in SoCLib, i.e. directly in SystemC, but our approach focuses on the use of high-level modeling languages only. An option is to rely on software tasks capturing the behavior of the hardware coprocessors, but since they are mapped on general processors, they tend to falsify the results.

Currently, we suggest to rely on the SoCLib models from [8], called Input and Output Engine. The software design shows the channels with which they are connected to the other (software) tasks, while the deployment diagram contains the I/O engines for the generation of the virtual platform with HW coprocessors.

#### C. Generation of Topcell and Ldscript

SoCLib is based on the shared memory paradigm. The SoCLib mapping table is a centralized description of both the address space segmentation and the mapping of the segments on the VCI physical targets. It is described in the topcell. When generating the topcell from the deployment diagram, we first detect if a clustered interconnect is present. If this is the case, we automatically generate a two level mapping table by determining the number of segments and their size. The size of the data items and the maximum depth of the channel determine the size of the allocated memory.

## IV. CASE STUDY

We consider a parallel telecommunication application, where all tasks of level  $n$  can read the data output by all tasks of level  $n - 1$ . Network packets are initially cut into chunks of equal size by the input coprocessor. Each packet chunk has a *descriptor* referencing the address of the next chunk and containing some additional information. Only 64 bit descriptors are sent through the channels: the packet chunks themselves are stored in on-chip or off-chip memory. We do not model the packet storage because it has no impact of the logical and physical channels of the classification application.

The application tasks are the following.

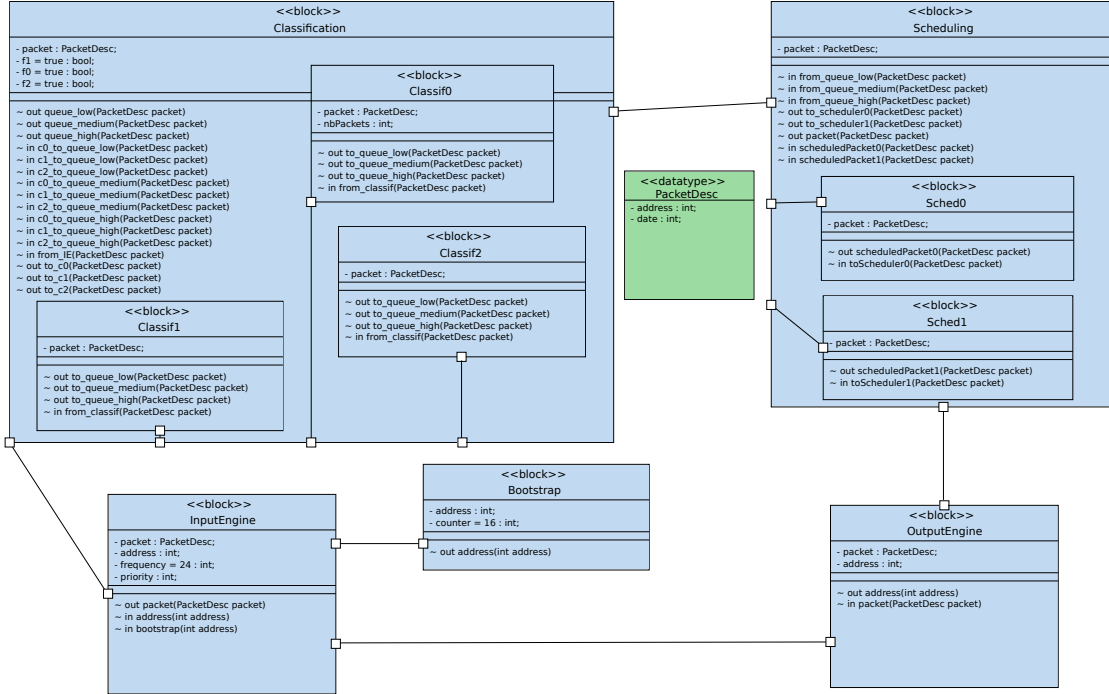


Fig. 1. Block Diagram of the classification application

- A *bootstrap* task organizes the system start-up and fills the address channel with a set of addresses generated from the addresses available in packet memory.
- An *input* task reads one after the other the addresses initially generated by the bootstrap task. Also, addresses freed from packets having left the system can be reused. Messages between bootstrap, input and output tasks correspond to 32-bit addresses. The Input Engine reads Ethernet encapsulated IP packets, cuts them into slots of equal size, and copies these slots to dedicated memory regions.
- A *classification* task reads one or several descriptors at a time, then retrieves the first chunk of the corresponding packet from memory. Any classification task can access any chunk.
- The *scheduling* task reads one of the queues according to their priority order, and then writes the descriptor to the output queue. Both

classification and scheduling tasks use *try-read* primitives to run as soon as data is available.

- The *output* task constantly reads the output queue. Each time a slot is read, the output task frees corresponding addresses, and send them to the address channel for reuse.

Overall, the application task graph is thus inherently cyclic and very vulnerable to buffer overflows due to contentions.

Former work [8] proposed to map this application on a clustered interconnect. This work also included the definition of new hardware components in SoCLib to better handle I/O operations. Our contribution reuses these enhancements.

#### A. Software Design

Figure 1 displays the software design, using a SysML block diagram, of the telecommunication application. Addresses are represented by 32-bit integers. Packet descriptor are modeled as a data

type, containing an address and 32-bit of additional information.

The Input Engine reads addresses from the bootstrap task until the counter arrives at a preconfigured number. Then, when no more bootstrap addresses are available, the Input Engine uses addresses liberated meanwhile by the Output Engine. It then assigns a random number corresponding to the priority - abstracting from a stream containing packets with IP addresses. The Input Engine works at a frequency which can be parametrized for exploration; if it is made to read packets too fast from Ethernet, buffers will overflow.

The classification tasks are represented in an hierarchical manner but, as the behavior is described much more precisely (packet inspection, non-arbitrary choice of the priority queue), they are far more complex than in [11]. All classification tasks write into one of three priority queues, corresponding to three information signals exchanged on the central channel in the SysML block diagram. Figure 2 shows the rather complex state machines of the outer classification task. The non-deterministic dispatching of the descriptors read from the input queue and the retrieving of the descriptor as belonging to packets of low, medium, or high priority, as well as the dispatching to one of the three priority queues, is modeled in much more detail as in [11].

The scheduling tasks are also organized in a hierarchical manner. Each of them takes a descriptor as soon as it is available, and enqueues it after a waiting time depending on its priority. Figure 3 shows in the center and on its right the state machines of the outer and one of the two (identical) inner tasks, respectively.

The Output Engine receives descriptors from the channel shared by the scheduling tasks. A re-ordered flow of packets (in our abstracted model, descriptors are simply discarded) is then sent and freed addresses are fed back to the Input Engine.

### B. Architecture and Mapping

The target architecture features a two-level interconnect based on a *Virtual Generic Micro Network* (VGMN), which behaves as two independent packet switched networks for commands and responses,

and three local crossbars, one per cluster. The I/O operations and the communication channels between classification and scheduling tasks play a crucial role for investigating performance bottlenecks. Thus, we have extended deployment diagrams so that I/O tasks become explicit (Figure 4). Also, all functions (hardware, software) are now connected to the interconnect by MWMM wrappers.

## V. EXPERIMENTS AND RESULTS

The case study we present is known to suffer from several major performance impediments, such as overflow of the channels for high throughput, which can only be revealed once input and output hardware accelerators with parameterizable throughput are available. Our previous work could not capture these effects since our models were limited to the *software* part of the application only.

### A. Testbed

For virtual prototyping, hardware is described on CABA (Cycle/Bit Accurate) level, with high precision at the price of rather slow simulation. We perform simulations of the virtual prototype for three classifiers, three priority queues, and two schedulers and the initial mapping proposed in [8]. General purpose processors are SoCLib PowerPC 405 running at 433MHZ.

Hardware *spies* allow to log and analyze all traffic on the VCI interconnect. They are based on the *VCI\_logger* module proposed in SoCLib. Figure 4 shows how this spy mechanism, described in [12], is now integrated in the deployment diagram. These spies are represented in the form of magnifying glasses. The automatically generated topcell describes the corresponding logger/statistics modules, relying on the name of the software objects to spy, derived from the TTool diagrams.

As we now model the (nearly) complete application, the generated platform should yield results comparable to the original one with 3 classifiers, 2 schedulers, no bursts and no packet memory access.

### B. Latencies

It is well known that memory access latencies for clustered platforms suffer a high standard deviation with regards to usual platforms. Channels

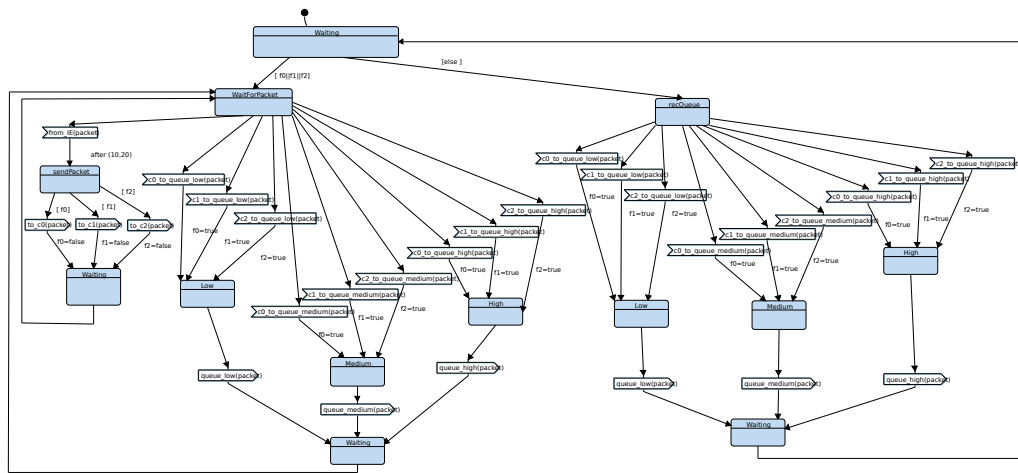


Fig. 2. State machines of the outer classification task

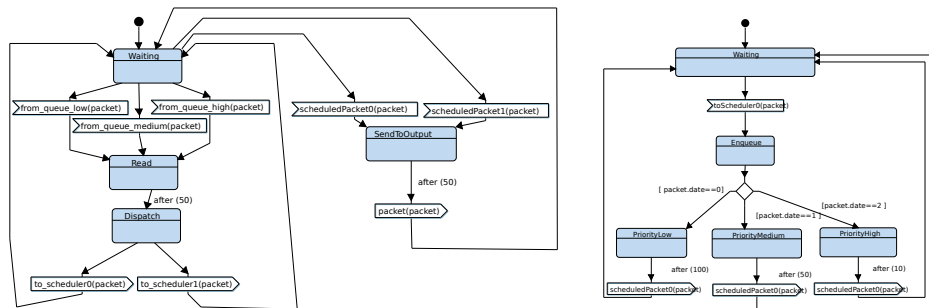


Fig. 3. State machines of the outer and inner scheduling tasks

are stored in memory, and the communications via these channels represented a high fraction of the application activity. The higher the number of tasks accessing a channel, the higher the amount of time spent waiting for the lock.

Spies for measuring the latency are placed on all four channels in Figure 4. Figure 5 shows the mean latencies for all four channels. They are about 30% faster than those of the original application but results are only partially comparable as we do not yet model packet memory accesses and IP address inspection.

The single input channel (*InputEngine/out*

*packet*, spyglass 1), mapped on the I/O cluster and accessed by the classification tasks from cluster 0 does suffer much less from high latency than the three priority queues (*Classification/out\_queue\_low*, spyglass 2), mapped on *Memory0* but written by three classification tasks and read by two scheduling tasks.

The graph also shows that the proportion of time to obtain a lock scales with the number of reader/writer tasks. Input and Output Engine being on the same cluster, the channel feeding back the addresses (*OutputEngine/out\_address*, spyglass 4) is less concerned by NUMA memory access, as

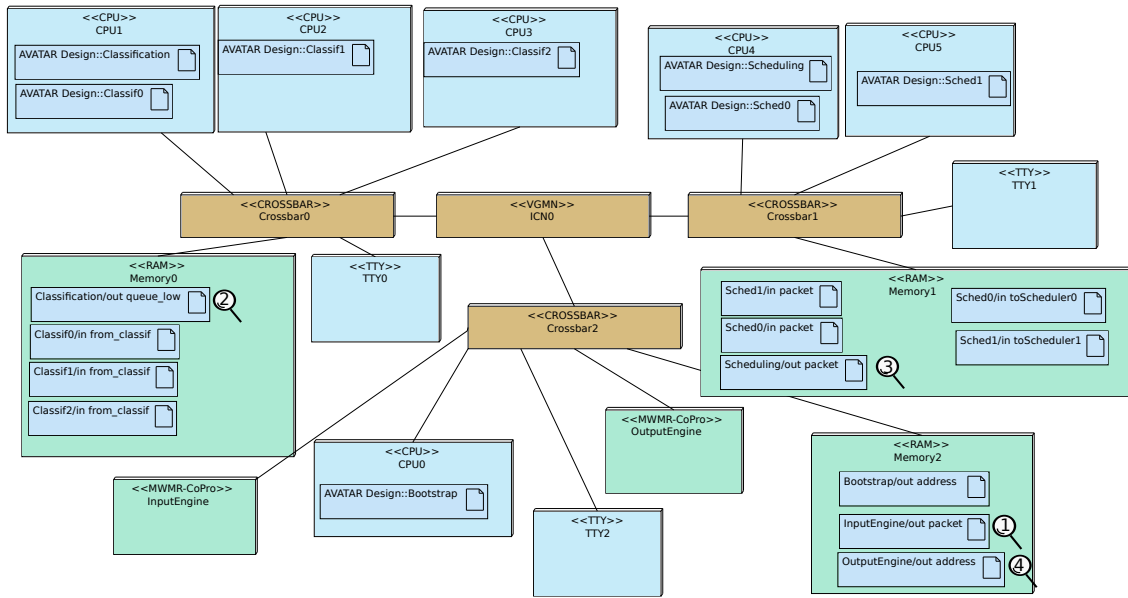


Fig. 4. Deployment Diagram with I/O cluster

expected. The *Scheduling/out packet* (spyglass 3), is even less concerned, even if descriptors have to transit from cluster 1 to cluster 2. Accordingly, standard deviations range from 214 for the priority queues to 61 for the output channel, which is still very high.

### C. Buffer Fill State

Adding I/O coprocessors now also allows us to monitor the fill state of all channels of the original application, in particular *InputEngine/out packet*, known to suffer from overflows when the frequency of packet arrival increases. In the example shown here, we do not fix a frequency, addresses are read if they are available and there is space in the channel. The critical channel was dimensioned to hold 128 descriptors (1024 bytes), which proves sufficient here but will be too low when higher frequencies are imposed. Figure 6 shows the mean fill state of the channels, unsurprisingly low.

### D. Discussion

Our overall results are rather close to the ones obtained with the original application and far more realistic than those obtained in [11] for only the software part, even though we do not model the access to packet memory on the one hand (to our advantage) and do not use burst transfers on the other (to our disadvantage). These two aspects remain to be added, but will not change results by orders of magnitude [8]. While the original modeling and deployment was a PhD thesis subject in itself, it took us little more than a week to write the models and do the evaluations shown here. The original application featured dozens of classification tasks; the design space was explored (using scripts) in order to determine the best number of and action between classification and scheduling tasks for a given throughput. Currently, TTool block diagrams are limited by the fact that identical task replication cannot be represented.



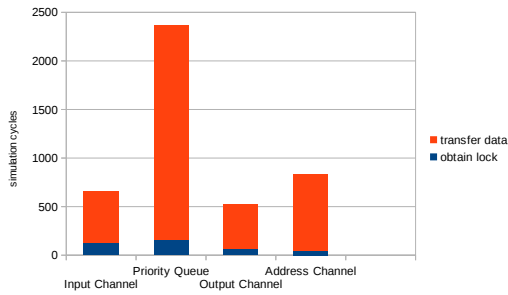


Fig. 5. Mean latencies per channel

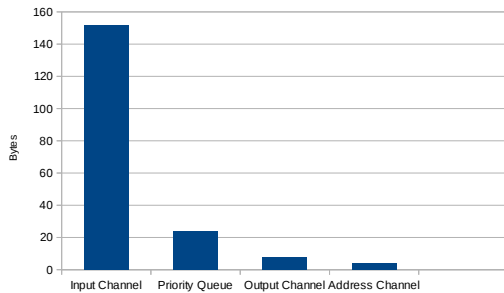


Fig. 6. Mean fill state per channel

## VI. CONCLUSION AND FUTURE WORK

We extend a UML/SysML virtual prototyping environment for SoCLib-based platforms with new modeling and evaluation capabilities for streaming applications. Our extensions are based on clustered interconnects and I/O elements. We are currently working on another extension of the tool which will enable us to compare high-level simulation results - e.g., at partitioning - with results obtained with the virtual prototype. As high performance streaming applications usually feature a larger number of tasks, we will also add the possibility to describe and generate multiple identical tasks. Knowing well the results of former design space explorations for this particular application, we plan to use it as a particularly challenging test case for the explorations capabilities of our tool. Finally, we intend to enable the modeling and generation of Virtual Coprocessors from TTool descriptions, starting at partitioning level and handing these descriptions all the way down to the SoCLib virtual platform.

## REFERENCES

- [1] L. Apvrille. Webpage of TTool. In <http://ttool.telecom-paristech.fr/>.
- [2] L. Apvrille. Ttool for diplotodocus: An environment for design space exploration. In *NOTERE'2008*, Lyon, France, jun 2008.
- [3] F. Balarin, Y. Watanabe, H. Hsieh, L. Lavagno, C. Passerone, and A. L. Sangiovanni-Vincentelli. Metropolis: An integrated electronic system design environment. *IEEE Computer*, 36(4):45–52, 2003.
- [4] G. Batori, Z. Theisz, and D. Asztalos. Domain specific modeling methodology for reconfigurable networked systems. In G. Engels, B. Opdyke, D. C. Schmidt, and F. Weil, editors, *MODELS'07*, pages 316–330. Springer, 2007.
- [5] M. Di Natale, F. Chirico, A. Sindico, and A. Sangiovanni-Vincentelli. An MDA approach for the generation of communication adapters integrating SW and FW components from simulink. In *MODELS'14*, pages 353–369, 2014.
- [6] J. Eker, J. W. Janneck, E. A. Lee, J. Liu, X. Liu, J. Ludvig, S. Sachs, Y. Xiong, and S. Neuendorffer. Taming heterogeneity - the Ptolemy approach. *Proceedings of the IEEE*, 91(1):127–144, 2003.
- [7] C. Erbas, S. Cerav-Erbas, and A. D. Pimentel. Multiobjective optimization and evolutionary algorithms for the application mapping problem in multiprocessor system-on-chip design. *IEEE Evol. Comp.*, 10(3):358–374, 2006.
- [8] Etienne Faure. *Communications matérielles-logicielles dans les systèmes sur puce orientés télécommunications*. PhD thesis, UPMC, 2007.
- [9] A. Gamatié, S. L. Beux, É. Piel, R. B. Atallah, A. Etien, P. Marquet, and J.-L. Dekeyser. A model-driven design framework for massively parallel embedded systems. *ACM TECS*, 10(4):39, 2011.
- [10] D. Genius and L. Apvrille. Virtual yet precise prototyping: An automotive case study. In *ERTSS'2016*, Toulouse, 2016.
- [11] D. Genius and L. Apvrille. System-level design for communication-centric task farm applications. In *ReCoSoC*, pages 1–8. IEEE, 2017.
- [12] D. Genius and N. Pouillon. Monitoring communication channels on a shared memory multi-processor system on chip. In *ReCoSoC*, pages 1–8. IEEE, 2011.
- [13] K. Goossens, B. Vermeulen, and A. B. Nejad. A high-level debug environment for communication-centric debug. In *Proc. DATE'09*, pages 202–207, 2009.
- [14] A. Kumar, A. Hansson, J. Huiskens, and H. Corporaal. Interactive presentation: An fpga design flow for reconfigurable network-based multi-processor systems on chip. In *Proc. DATE'07*, pages 117–122. EDA Consortium, 2007.
- [15] G. Pedroza, D. Knorreck, and L. Apvrille. AVATAR: A SysML environment for the formal verification of safety and security properties. In *NOTERE*, Paris, France, 2011.
- [16] SoCLib consortium. SoCLib: an open platform for virtual prototyping of multi-processors system on chip (webpage). In <http://www.soclib.fr>.
- [17] J. Vidal, F. de Lamotte, G. Gogniat, P. Soulard, and J.-P. Diguët. A co-design approach for embedded system modeling and code generation with UML and MARTE. In *DATE'09*, pages 226–231, April 2009.