



HAL
open science

Coevolution of virulence and immunosuppression in multiple infections

Tsukushi Kamiya, Nicole Mideo, Samuel Alizon

► **To cite this version:**

Tsukushi Kamiya, Nicole Mideo, Samuel Alizon. Coevolution of virulence and immunosuppression in multiple infections. *Journal of Evolutionary Biology*, 2018, 31 (7), pp.995 - 1005. 10.1111/jeb.13280 . hal-01898496

HAL Id: hal-01898496

<https://hal.science/hal-01898496>

Submitted on 14 Nov 2020

HAL is a multi-disciplinary open access archive for the deposit and dissemination of scientific research documents, whether they are published or not. The documents may come from teaching and research institutions in France or abroad, or from public or private research centers.

L'archive ouverte pluridisciplinaire **HAL**, est destinée au dépôt et à la diffusion de documents scientifiques de niveau recherche, publiés ou non, émanant des établissements d'enseignement et de recherche français ou étrangers, des laboratoires publics ou privés.

Coevolution of virulence and immunosuppression in multiple infections

TSUKUSHI KAMIYA*, NICOLE MIDEO* & SAMUEL ALIZON†

*Department of Ecology & Evolutionary Biology, University of Toronto, Toronto, ON, Canada

†Laboratoire MIVEGEC (UMR CNRS 5290, UR IRD 224, UM), Montpellier, France

Keywords:

epidemiology;
 evolution;
 immunosuppression;
 multiple infections;
 virulence.

Abstract

Many components of host–parasite interactions have been shown to affect the way virulence (i.e. parasite-induced harm to the host) evolves. However, coevolution of multiple parasite traits is often neglected. We explore how an immunosuppressive adaptation of parasites affects and coevolves with virulence in multiple infections. Applying the adaptive dynamics framework to epidemiological models with coinfection, we show that immunosuppression is a double-edged sword for the evolution of virulence. On one hand, it amplifies the adaptive benefit of virulence by increasing the abundance of coinfections through epidemiological feedbacks. On the other hand, immunosuppression hinders host recovery, prolonging the duration of infection and elevating the cost of killing the host (as more opportunities for transmission will be forgone if the host dies). The balance between the cost and benefit of immunosuppression varies across different background mortality rates of hosts. In addition, we find that immunosuppression evolution is influenced considerably by the precise trade-off shape determining the effect of immunosuppression on host recovery and susceptibility to further infection. These results demonstrate that the evolution of virulence is shaped by immunosuppression while highlighting that the evolution of immune evasion mechanisms deserves further research attention.

Introduction

The fundamental question of virulence evolution, ‘Why do some parasite strains harm their hosts more than others?’, has been a central focus of evolutionary epidemiology for both its conceptual and applied significance (Ewald, 1994; Read, 1994; Schmid-Hempel, 2011; Méthot, 2012; Alizon & Michalakis, 2015). The adaptive explanation of virulence is typically centred around trade-offs involving virulence and other parasite fitness components, such as transmission and competitiveness in multiple infections (Anderson & May, 1982; Ewald, 1983; van Baalen & Sabelis, 1995; Alizon *et al.*, 2009, 2013). While these trade-off theories explain the evolution of finite nonzero optimal virulence, exactly how much virulence a parasite should evolve depends

on a variety of processes (Cressler *et al.*, 2016). For example, host traits (e.g. host immune responses) and their interactions with coevolving parasite adaptations (e.g. parasite immune evasion strategies; Alizon, 2008; Frank & Schmid-Hempel, 2008; Cressler *et al.*, 2016) are likely to influence the trade-offs. The present theoretical study explores how a parasite immunosuppression strategy, namely the ability of parasites to hinder host recovery, coevolves with virulence.

The ability of parasites to suppress host immunity is ubiquitous in nature (Schmid-Hempel, 2009) and frequently helps maintain chronic infections (Virgin *et al.*, 2009). Among human infections, human papillomaviruses and human immunodeficiency virus (HIV) offer two contrasting immune suppression strategies: the former interferes with the cellular machinery to reduce the presentation of viral antigens or impede the interferon response (Doorbar *et al.*, 2012), while the latter infects and lyses T lymphocytes (Levy, 1998). In plant parasites (as well as herbivores), a variety of mechanisms exist to suppress host defensive responses.

Correspondence: Tsukushi Kamiya, Department of Ecology & Evolutionary Biology, University of Toronto, Toronto, ON M5S 3B2, Canada.
 Tel.: +1 416 978 1316; fax: +1 416 978 5878;
 e-mail: tsukushi.kamiya@mail.utoronto.ca

For example, a diverse array of plant viruses express suppressors of RNA silencing, a conserved mechanism that is integral to plant antiviral defence (Burguán & Havelda, 2011). In a similar way, spider mites are capable of suppressing the production of inducible defence compounds in plants by manipulating the salicylic acid and jasmonic acid signalling pathways (Sarmiento *et al.*, 2011). In the majority of host–parasite interactions, the adaptive benefit of immunosuppression for the parasite is realized through prolonged infection duration regardless of the mechanisms involved (Schmid-Hempel, 2009). For the scope of our study, immunosuppression is modelled as any parasite adaptation against nonspecific host immunity which results in lowered host recovery rate.

In the absence of constraints, it is evolutionarily advantageous for the parasite to evolve maximal immunosuppression, when immunity serves only to kill parasites. However, lowered host immunity is likely to impose at least one cost to the parasite: an immunocompromised host may be more vulnerable to further infection by conspecific and heterospecific parasites. A meta-analysis by Graham (2008) shows that lowered immune responses, due to the presence of an immunosuppressive helminth, increase microparasite population density within hosts. Furthermore, experimental evidence suggests that immunosuppression could lead to increased host mortality through additional infections by opportunistic parasites (Cornet & Sorci, 2010). Therefore, multiple infections – which are so prevalent that they could be argued to be the rule rather than the exception (Petney & Andrews, 1998; Cox, 2001; Read & Taylor, 2001; Juliano *et al.*, 2010; Balmer & Tanner, 2011) – are likely a key driver of the coevolution between virulence and immunosuppression.

If immunosuppression leads to more multiple infections, one might predict that this should lead to increased virulence. Many theoretical, and some empirical, studies support the notion that within-host competition leads to the evolution of higher parasite exploitation and hence elevated parasite-induced damage per parasite strain (reviewed in Mideo, 2009). Therefore, at the epidemiological level, as the density of coinfecting hosts increases, so does the optimal level of virulence (van Baalen & Sabelis, 1995; Choisy & de Roode, 2010). However, given that the benefit of immunosuppression is assumed to be a longer duration of infection, increasing virulence would counteract this effect. Therefore, without a formal model, intuition fails to predict the direction in which virulence evolves when immunosuppression is considered.

To gain further insight into the coevolutionary dynamics of virulence and immunosuppression, we develop mathematical epidemiology models, in which we assume that the two parasite traits are carried by the same parasite species (as in van Baalen & Sabelis, 1995). Furthermore, we also investigate how the

coevolved optimal strategy is affected by host background mortality and trade-off concavity determining the effect of immunosuppression on host recovery and susceptibility to further infection.

The model

We use an evolutionary epidemiology approach based on adaptive dynamics theory (Geritz *et al.*, 1998; Dieckmann *et al.*, 2002; Otto & Day, 2007). We first present the epidemiological model itself, then the evolutionary trade-offs that constrain evolution, and finally, we show how the (co-) evolutionary analyses are conducted.

Epidemiological dynamics

We employ a coinfection framework, which allows for coexistence of two parasite strains within a host. Existing coinfection models track either two different resident strains belonging to different species (Choisy & de Roode, 2010; Fig. 1a), or more simply, a single resident species (van Baalen & Sabelis, 1995; Fig. 1b). While the two models differ in biological motivations, conceptually, the latter is a special case of the former: the two models are identical whether the within-host interactions are the same between the two species (Alizon *et al.*, 2013). Here, we employ the single species model (Fig. 1b) which allows us to study the coevolution of virulence and immunosuppression without making assumptions about how two parasite species are different, thereby requiring fewer parameters. In this model, hosts are divided into three classes: susceptible, singly infected and doubly infected, occurring at densities S , I and D , respectively. Following the notation of Table 1, we derive the following system of ordinary differential equations (ODEs) to describe the changes of the resident system over continuous time:

$$\frac{dS}{dt} = \rho - \mu S - \lambda_r S + \gamma(\theta)I_r, \quad (1a)$$

$$\frac{dI_r}{dt} = \lambda_r S - (\mu + \alpha(x))I_r - \sigma(\theta)\lambda_r I_r - \gamma(\theta)I_r + 2\gamma(\theta)D_{rr}, \quad (1b)$$

$$\frac{dD_{rr}}{dt} = \sigma(\theta)\lambda_r I_r - (\mu + \alpha(x))D_{rr} - 2\gamma(\theta)D_{rr}, \quad (1c)$$

where the subscript r denotes the resident parasite strain. In this formulation, there is a constant input of susceptible hosts into the population at the rate ρ . Susceptible hosts exit the system through background mortality at the rate μ , while infected hosts, both singly and doubly infected individuals, experience additional mortality caused by parasites (i.e. virulence α). Susceptible and singly infected hosts acquire infection according to the force of infection $\lambda_r = \beta I_r + \beta D_{rr}$, where β

corresponds to the parasite transmission rate. The host class for double infection by the same strain, D_{rr} , is included in the system for a technical motivation: it is necessary for an unbiased invasion analysis because the mutant strain would gain a frequency-dependent advantage in its absence (discussed in van Baalen & Sabelis, 1995; Lipsitch *et al.*, 2009; Alizon *et al.*, 2013). We assume that the rate of recovery, $\gamma(\theta)$, and susceptibility to coinfection, $\sigma(\theta)$, are functions of immunosuppression, θ . Within the existing epidemiological framework, the effect of host immunity can be implicitly accounted for as the rate of recovery (equivalent to the rate of parasite clearance). We assume that hosts recover from infection at a rate $\gamma(\theta)$, in a stepwise fashion, that is doubly infected hosts (D) only lose one infection at a time. The key feature of our model is that we assume that singly infected hosts (I) suffer an increased risk of contracting a further infection at a rate proportional to a coefficient $\sigma(\theta)$. We treat the host class D_{rr} similarly to singly infected hosts I_r , except for the fact that the doubly infected hosts cannot be infected any further.

Within-host processes and resulting trade-offs

It is commonly assumed that virulence (i.e. parasite-induced host mortality) correlates with the extent of parasite resource exploitation. Adaptive benefits of resource exploitation include the positive correlation

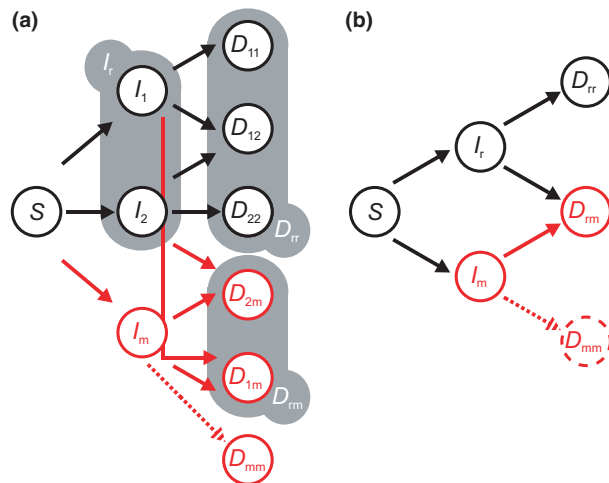


Fig. 1 Evolutionary epidemiology model for (a) coinfections by parasites from different species and (b) from same species. In black is the resident system (two strains, one for each species, in (a); labelled 1 and 2) and one strain in (b); labelled r) and in red are the host classes related to the rare mutant (labelled m). The one species model (b) is a special case of the two species model (a) because the grey bubbles in (a) can be simplified to formulate the one species model (b) when within-host parameters are identical between the two parasite species.

Table 1 Parameter notation, description and default values. Parameter values were chosen to sustain nonzero and noncomplex equilibria for the resident system and relevant evolutionarily singular strategies. Parameters that are functions of others are indicated with the dependent parameters (or variables) inside parentheses. When we allow only immunosuppression to evolve, virulence, α , is a constant; otherwise, α evolves as a function of a and x . Rates are in units of per day.

Symbol	Description	Value (or range)
ρ	Susceptible host birth rate	100
μ	Background mortality rate	[0.001, 0.1]
β	Transmission rate	0.001
λ	Force of infection	$\lambda(\beta, I, D)$
α	Virulence: parasite-induced mortality	[0, 0.5] or $\alpha(a, x)$
γ	Realized recovery rate	$\gamma(\theta)$
σ	Increased susceptibility of infected hosts	$\sigma(\theta)$
θ	Immunosuppression	[0, 100]
θ_{\max}	Maximum immunosuppression	100
γ_{\max}	Maximum host recovery rate	0.5
$1 + \sigma_{\text{range}}$	Maximum susceptibility coefficient	[1, 5]
$\{\delta_\gamma, \delta_\sigma\}$	Recovery-coinfection susceptibility trade-off concavity	{0.05, 0.25}
a	Virulence scaling parameter	0.1
x	Resource exploitation rate	[0.001, 5]

with transmission (Fraser *et al.*, 2007; de Roode *et al.*, 2008; Råberg, 2012), and a within-host competitive advantage in coinfection (de Roode *et al.*, 2005; Bell *et al.*, 2006; Ben-Ami *et al.*, 2008; Zwart *et al.*, 2009). Here, we focus on the latter adaptive benefit to study the evolution of virulence and immunosuppression. We assume that virulence (α) increases linearly with the level of resource exploitation by a parasite (x), such that $\alpha(x) = ax$, where a is a proportionality constant (we explore a transmission–virulence trade-off in the Appendix S1). We then assume that finding themselves in a doubly infected host is inherently costly for parasites due to exploitation competition between coinfecting strains (Mideo, 2009; Schmid-Hempel, 2011), and that more virulent strains are more competitive in multiple infections:

$$\beta_{rm}(x_r, x_m) = \left(\frac{x_r}{x_r + x_m} \right) \beta \quad (2a)$$

$$\beta_{mr}(x_r, x_m) = \left(\frac{x_m}{x_r + x_m} \right) \beta. \quad (2b)$$

There is ample empirical evidence that immunosuppression benefits the parasites by prolonging infections (reviewed in Schmid-Hempel, 2008), and lowered host immunity would increase the susceptibility to multiple infections (Palefsky & Holly, 2003; Rockstroh & Spengler, 2004; Cornet & Sorci, 2010). Thus, the key trade-off in our model is between infection duration and susceptibility to coinfections (both being mediated

by immunosuppression). We therefore assume a trade-off between the rate of recovery, $\gamma(\theta)$, and additional susceptibility of infected hosts to coinfection, $\sigma(\theta)$, by making them both functions of immunosuppression intensity, θ . It is conceivable for the decline of recovery rate and the increase in additional susceptibility to either accelerate or decelerate with increasing immunosuppression. Because the trade-off shape typically matters for evolutionary dynamics (Bowers *et al.*, 2005; Kisdi, 2006) and little is known from empirical data, we explore the trade-offs involving recovery and susceptibility as both accelerating and decelerating functions of immunosuppression. The parameters δ_γ and δ_σ control the degree of concavity of the effect of immunosuppression on recovery and increased susceptibility, respectively (eqn 3; Fig. S2).

$$\gamma(\theta) = \gamma_{\max} \begin{cases} \left(1 - \frac{\theta}{\theta_{\max}}\right)^{\delta_\gamma}, & \text{if accelerating} \\ 1 - \left(\frac{\theta}{\theta_{\max}}\right)^{\delta_\gamma}, & \text{if decelerating,} \end{cases} \quad (3a)$$

$$\sigma(\theta) = 1 + \sigma_{\text{range}} \begin{cases} 1 - \left(1 - \frac{\theta}{\theta_{\max}}\right)^{\delta_\sigma}, & \text{if accelerating} \\ \left(\frac{\theta}{\theta_{\max}}\right)^{\delta_\sigma}, & \text{if decelerating.} \end{cases} \quad (3b)$$

with these functions, we assume that the realized recovery rate, $\gamma(\theta)$, decreases as a function of immunosuppression such that it equals the intensity of host immunity, γ_{\max} , in the absence of immunosuppression and approaches 0 as immunosuppression approaches θ_{\max} . We also assume that the proportional gain in susceptibility to a further infection, $\sigma(\theta)$, elevates the force of infection experienced by an immunosuppressed singly infected host by up to $1 + \sigma_{\text{range}}$ fold at the upper limit of immunosuppression (when $\theta = \theta_{\max}$). Because it is commonly assumed that the pay-off of a beneficial trait saturates, we set the recovery trade-off as decelerating at default. We set the default susceptibility trade-off as accelerating to further emphasize the difference between beneficial and costly traits.

Evolutionary analyses

The mutant systems

We carry out an invasion analysis investigating perturbation of the resident state by adding a rare mutant strain, the densities and traits of which are denoted with subscript m (Fig. 1b). For simplicity, we assume that the order of infection does not matter so that D_{rm} is identical to D_{mr} . We neglect hosts infected twice by the mutant strain (which would be D_{mm}) because it is unlikely that the same host gets infected twice by a rare

mutant. Recovery from D_{rm} can be achieved through either clearing a resident or a mutant parasite. Other aspects of demographic changes of the mutant system are identical to the resident system described above. Assuming infections by closely related microparasites, we set the level of immunosuppression in coinfection to be the average between the resident and mutant strain, that is $\theta_{rm} = (\theta_r + \theta_m)/2$.

For the evolution of immunosuppression, the dynamics of the mutant strain are summarized in the following system of ODEs:

$$\frac{dI_m}{dt} = \lambda_m S - (\mu + \alpha)I_m - \sigma(\theta_m)\lambda_r I_m - \gamma(\theta_m)I_m + \gamma(\theta_{rm})D_{rm}, \quad (4a)$$

$$\frac{dD_{rm}}{dt} = \sigma(\theta_r)\lambda_m I_r + \sigma(\theta_m)\lambda_r I_m - (\mu + \alpha)D_{rm} - 2\gamma(\theta_{rm})D_{rm}, \quad (4b)$$

where $\lambda_r = \beta I_r + \beta D_{rr} + \beta_{rm} D_{rm}$ and $\lambda_m = \beta I_m + \beta_{mr} D_{rm}$.

For virulence evolution, we assume that the only within-host interaction between coinfecting parasites is competition for the shared host resources. Therefore, we also calculate the overall virulence of coinfection as the average of the two strains, that is $\alpha_{rm} = (\alpha_r + \alpha_m)/2$. We again assume the trade-offs between recovery and coinfection susceptibility as functions of immunosuppression in this model. The mutant dynamics for virulence evolution are described by:

$$\frac{dI_m}{dt} = \lambda_m S - (\mu + \alpha(x_m))I_m - \lambda_r \sigma(\theta)I_m - \gamma(\theta)I_m + \gamma(\theta)D_{rm}, \quad (5a)$$

$$\frac{dD_{rm}}{dt} = \lambda_m \sigma(\theta)I_r + \lambda_r \sigma(\theta)I_m - (\mu + \alpha_{rm})D_{rm} - 2\gamma(\theta)D_{rm}, \quad (5b)$$

where λ_r and λ_m are the force of infection for the resident and mutant, respectively, defined here as $\beta I_r + \beta D_{rr} + \beta_{rm} D_{rm}$ and $\beta I_m + \beta_{mr} D_{rm}$.

Adaptive dynamics

The fate of a rare mutant strain is determined by its fitness function (here denoted R_{θ_m} and R_{z_m} , respectively), that is the ability to spread through a host population already infected with a resident parasite (Geritz *et al.*, 1998; Dieckmann *et al.*, 2002). In the continuous time scale, the mutant parasite invades and replaces the resident if the mutant fitness, calculated as the dominant eigenvalue of the Jacobian matrix of the mutant system, is positive (Otto & Day, 2007). The expressions for the invasion fitness of a rare mutant – with respect to immunosuppression and virulence (R_{θ_m} and R_{z_m} , respectively) – emerging in a population infected by a resident strain are:

$$R_{\theta_m} = \frac{\beta \left(1 + \frac{1}{2} \frac{1}{\mu + \alpha + \gamma \frac{\theta_r + \theta_m}{2}} \sigma(\theta_m) \lambda_r \right)}{\mu + \alpha + \gamma(\theta_m) + \sigma(\theta_m) \lambda_r} \tilde{S} + \sigma(\theta_r) \frac{\frac{\beta}{2}}{\mu + \alpha + \gamma \frac{\theta_r + \theta_m}{2}} \tilde{I}_r, \quad (6a)$$

$$R_{x_m} = \frac{\beta \left(1 + \frac{\frac{x_m}{x_r + x_m}}{\mu + 2\gamma(\theta) + \frac{\alpha(x_r) + \alpha(x_m)}{2}} \sigma(\theta) \lambda_r \right)}{\mu + \alpha(x_m) + \gamma(\theta) + \sigma(\theta) \lambda_r} \tilde{S} + \sigma(\theta) \frac{\beta \frac{x_m}{x_r + x_m}}{\mu + 2\gamma(\theta) + \frac{\alpha(x_r) + \alpha(x_m)}{2}} \tilde{I}_r. \quad (6b)$$

Consequently, an evolutionarily singular strategy can be found where the change of the invasion fitness ceases with respect to the evolving trait. For example, an evolutionarily singular strategy of immunosuppression (denoted θ^*) can be found when θ^* is an extremum of R_{θ_m} :

$$\left. \frac{\partial R_{\theta_m}}{\partial \theta_m} \right|_{\theta_m = \theta_r = \theta^*} = 0. \quad (7)$$

The properties of a singular strategy can then be assessed by the second derivatives of R_{θ_m} . Following the notations used by Geritz *et al.* (1998), here we denote the second derivatives of R_{θ_m} with respect to the resident and mutant strain with a and b :

$$a = \left. \frac{\partial^2 R_{\theta_m}}{\partial \theta_r^2} \right|_{\theta_m = \theta_r = \theta^*}, \quad b = \left. \frac{\partial^2 R_{\theta_m}}{\partial \theta_m^2} \right|_{\theta_m = \theta_r = \theta^*}. \quad (8)$$

The convergence stable ES (i.e. the strategy towards which selection drives the population and that is also noninvasible by mutants; i.e. evolutionarily stable and convergence stable, or the continuously stable strategy, CSS *sensu* Eshel (1983)) condition is satisfied when $b < 0$ and $a - b > 0$. The first condition states that the mutant fitness is at a local maximum and hence evolutionarily stable, and the second condition implies no mutant invasion is possible at the point, meaning convergence stable (Geritz *et al.*, 1998). Various other possible configurations of evolutionary and convergence stability are discussed in Geritz *et al.* (1998).

Coevolution of virulence and immunosuppression

We graphically identified the coevolutionarily singular state as the intersection between the singular state of immunosuppression and virulence (Choisy & de Roode, 2010; Alizon, 2013). When this intersection is both convergence and evolutionarily stable, it can be interpreted as the coevolutionarily stable strategy (co-ESS; Maynard Smith, 1982; Marrow *et al.*, 1996; Dieckmann

et al., 2002). The conditions for coevolutionary stability are given in detail by Abrams *et al.* (1993) and Marrow *et al.* (1996). In brief, the stability of each coevolving trait is neither sufficient nor necessary, and there is no simple set of criteria that guarantees local asymptotic stability. We explore the coevolution of the two traits across different extrinsic mortality conditions and immunosuppression trade-off concavity.

Results

Evolution of one trait at a time

We first assume that the level of immunosuppression is constant and infer the virulence level towards which the parasite population evolves, that is the evolutionarily stable virulence (ESV). We find that the higher the immunosuppression, the higher the ESV (grey curve in Fig. 2a). Because immunosuppression renders infected hosts more susceptible to further infections, it consequently increases the relative abundance of doubly infected hosts (Fig. 2e). This favours more virulent parasites due to within-host competition (see eqn 2).

We then set the virulence to a constant value and study whether parasite immunosuppression evolves towards an evolutionarily stable strategy (i.e. evolutionarily stable immunosuppression, or ESI; black curve in Fig. 2a). We find that ESI decreases with virulence at first, but it increases again when virulence is high enough. The initial decrease can be attributed to two nonmutually exclusive processes. First, the benefits gained by increasing immunosuppression (i.e. slower host recovery) are reduced as virulence increases as the duration of infection decreases. Note that ESI similarly decreases as host mortality increases (Fig. 3a). Second, the decreasing pattern may originate from demographic feedbacks: increasing virulence reduces coinfections, in which parasites reap the benefit of immunosuppression in reduced recovery without paying the cost of contracting further infections. Therefore, the initial decrease in ESI with virulence is also likely mediated by the falling fraction of multiple infections (Fig. 2d).

We also find that the ESI increases with virulence when virulence is high enough. As the lifespan of an infected host decreases due to high parasite-induced mortality, it becomes unlikely for a host to survive a single infection long enough to get infected again. At this point, coinfections are sufficiently unlikely (Fig. 2d) that highly immunosuppressive parasites would rarely suffer the cost of immunosuppression in contracting further infections. Taken together, focusing on the prevalence of coinfections alone is not enough to predict how ESI will evolve.

Additional trade-offs involving virulence further complicate the evolutionary outcomes. When parasite transmission is assumed to increase with virulence in

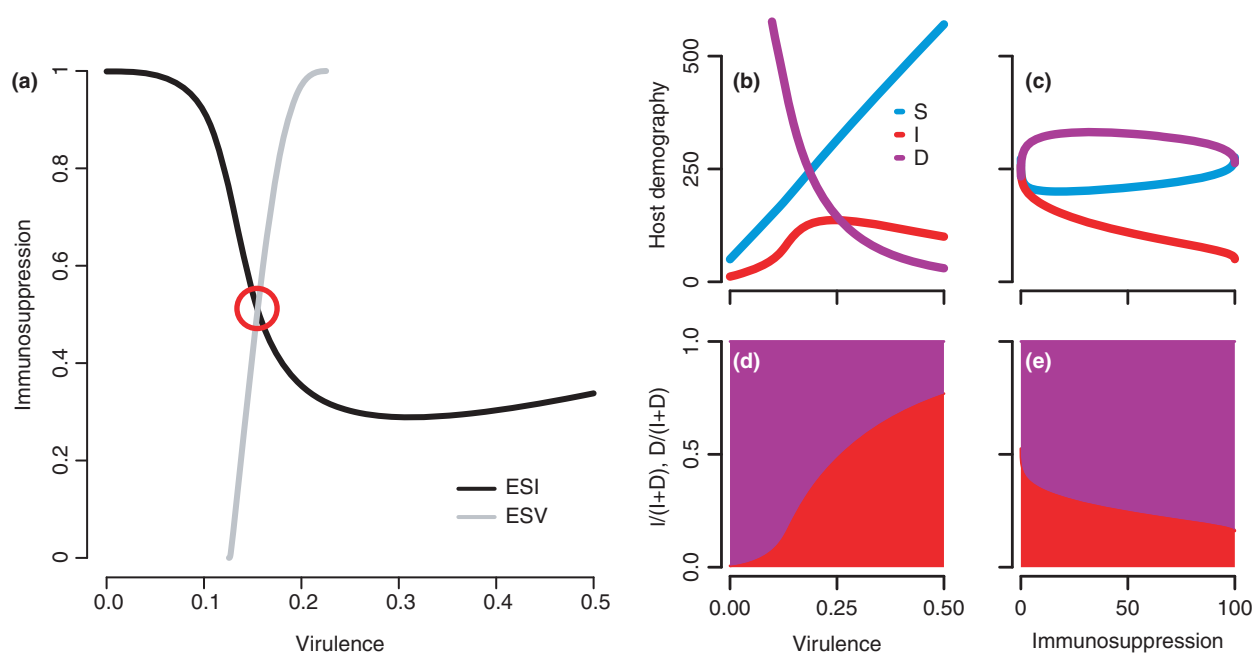


Fig. 2 (a) Evolutionarily stable immunosuppression (ESI; black) and virulence (ESV; grey) against fixed values of the other trait. The coevolutionarily stable strategy of the two traits occurs at the intersection of the two lines indicated by the red circle. The immunosuppression trade-offs for the recovery rate and additional susceptibility were decelerating and accelerating, respectively, with shape parameters $\delta_\gamma = 0.05$ and $\delta_\sigma = 0.25$. The immunosuppression value on the y-axis is scaled proportionally to the maximum immunosuppression value, θ_{\max} . (b-d) The equilibrium population size of the three host classes – susceptible (*S*; blue), singly infected (*I*; red) and doubly infected (*D*; purple) – underlying the ESI over a range of virulence and the ESV over a range of immunosuppression values is presented in (b) and (c). The relative abundances of singly (red) and doubly (purple) infected hosts are plotted in (d) and (e).

single infection, a small amount of immunosuppression reduces the ESV due to susceptible depletion and an increase in virulence can now either increase or decrease the risk of coinfection depending on the default virulence value, which impacts the ESI (Appendix S1). The relative importance of different effects of multiple trade-offs is context dependent, and a dearth of empirical data on relevant parameter spaces spanning across the multiple trade-offs also prevents us from calibrating them. Thus, our coevolutionary analyses below focus solely on the adaptive benefit of virulence in coinfections.

Coevolution of virulence and immunosuppression

The co-ESS is found at the intersection between the two curves in Fig. 2. For our default parameters, this occurs at intermediate values of immunosuppression and virulence. We now investigate how changes in host mortality, and the trade-off shapes determining the effect of immunosuppression on host recovery and susceptibility to further infection, affect this co-ESS. We first explore how the co-ESS varies with respect to the rate of host background mortality. We find that co-ESI immunosuppression (co-ESI) always decreases with host background mortality (black line in Fig. 3a), in

accord with the intuition that immunosuppression represents a lost investment if the host dies too rapidly.

In the absence of immunosuppression, as found in previous models (van Baalen & Sabelis, 1995; Gandon *et al.*, 2001), the optimal virulence decreases with host background mortality because the higher the mortality, the lesser the chance of coinfection from which the benefit of virulence is realized (dashed grey line in Fig. 3a & purple area in b). In contrast, we find that virulence, coevolving with immunosuppression (co-ESV), peaks at an intermediate value of background mortality (solid grey line in Fig. 3a). Considering an extreme case in which the host never dies through background mortality (i.e. $\mu = 0$), the best strategy for the parasite is to evolve towards avirulence and maximize immunosuppression so that the host remains infected indefinitely (Fig. 3a). This scenario can be interpreted as an alignment of interest between resident and mutant strains as the benefit of keeping the host alive longer appears to outweigh the adaptive advantage of being competitively dominant. With zero mortality and coevolving immunosuppression maximised, the fitness of a parasite (or now considered a commensal) is infinite: any mutant with some virulence will have a finite fitness (because it will kill its host in single and double infections). Intuitively, this avirulent (or commensal) mutant strategy can also invade the

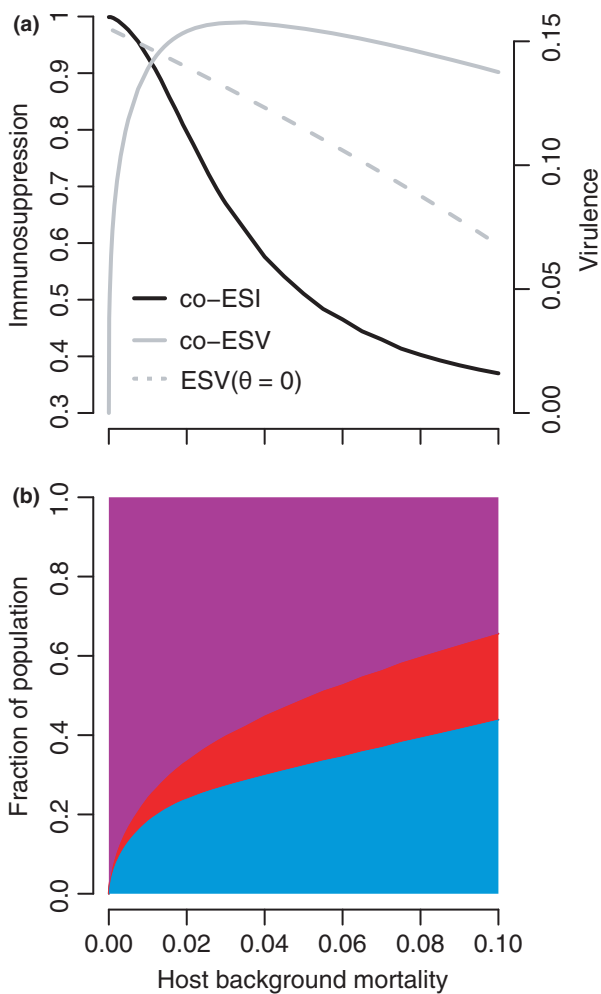


Fig. 3 (a) Coevolutionarily stable immunosuppression (co-ESI; black) and virulence (co-ESV; solid grey) strategies, and evolutionarily stable virulence strategy in the absence of immunosuppression [ESV ($\theta = 0$); dashed grey] against host background mortality. The immunosuppression value on the y-axis is scaled proportionally to the maximum immunosuppression value, θ_{\max} . (b) The fraction of population of the three host classes – susceptible (S ; blue), singly infected (I ; red) and doubly infected (D ; purple) at the coevolutionarily stable state.

parasite population because in the absence of the virulent strain, the fitness is always maximized and the advantage reaped by the virulent one in coinfection is not enough to overcome the cost of killing its singly infected hosts. This cost of killing the host in single infection relaxes as mortality increases, leading to a steep increase in virulence. The eventual decrease in virulence is consistent with the evolution of virulence in the absence of immunosuppression (dashed grey line in Fig. 3a) (van Baalen & Sabelis, 1995; Gandon *et al.*, 2001).

Little is known about how immunosuppression impacts host recovery and susceptibility to further

infection. Therefore, we also explored the sensitivity of our co-ESS results to the qualitative shape of the immunosuppression trade-off and the extent of its concavity using parameters, δ_{σ} and δ_{γ} . We find that evolution moves away from a singular strategy when the recovery concavity is highly accelerating (Fig. 4a) meaning that in this case immunosuppression is either maximized or minimized depending on the initial conditions. Furthermore, we find that immunosuppression is maximized for a large area of the near-linear and decelerating recovery trade-off space, δ_{γ} . Intermediate ESI levels are observed for highly decelerating recovery, δ_{γ} . Overall, this suggests that there is a tendency for parasites to specialize in immunosuppressing their host or to completely avoid doing so, and knowledge of the recovery function appears particularly important for predicting immunosuppression evolution. For virulence, the concavity of the susceptibility function (δ_{σ}) has the strongest quantitative effect, with decelerating trade-offs leading generally to higher co-ESV. As in the rest of this model, as the only benefit associated with virulence is increased competitiveness in a coinfecting host, the co-ESV is an indicator of the importance of this competition in the parasite's life cycle.

Discussion

Host immune responses present a major challenge for parasites and, so, establishing a successful infection often depends upon a parasite's ability to evade host immunity (Schmid-Hempel & Frank, 2007; Kerr *et al.*, 2017). Despite its ubiquity among all major groups of parasitic organisms (Schmid-Hempel, 2009), the effect of immunosuppression on virulence evolution has largely been overlooked (but see Koella & Boete, 2003; Hurford & Day, 2013). We modelled immunosuppression through its joint effect on host recovery and susceptibility to coinfection, in an attempt to understand epidemiological forces driving the coevolution of virulence and immunosuppression.

We found that immunosuppression increases the optimal parasite exploitation by creating more coinfections, in which more competitive (and hence more virulent) strains are favoured. On the other hand, the evolution of immunosuppression is driven by the balance between the benefit conferred by immunosuppression to evade clearance from the host and the associated cost of contracting further infections, which introduce a competitor for limited host resources. Because virulence simultaneously decreases both the benefit (by killing hosts faster) and the cost (by reducing the risk of coinfection), its effect on the optimal immunosuppression is nuanced – increasing virulence can both increase or decrease the optimal immunosuppression depending on the baseline virulence of the parasite.

We investigated the change in coevolutionarily optimal strategies of the two traits over host background

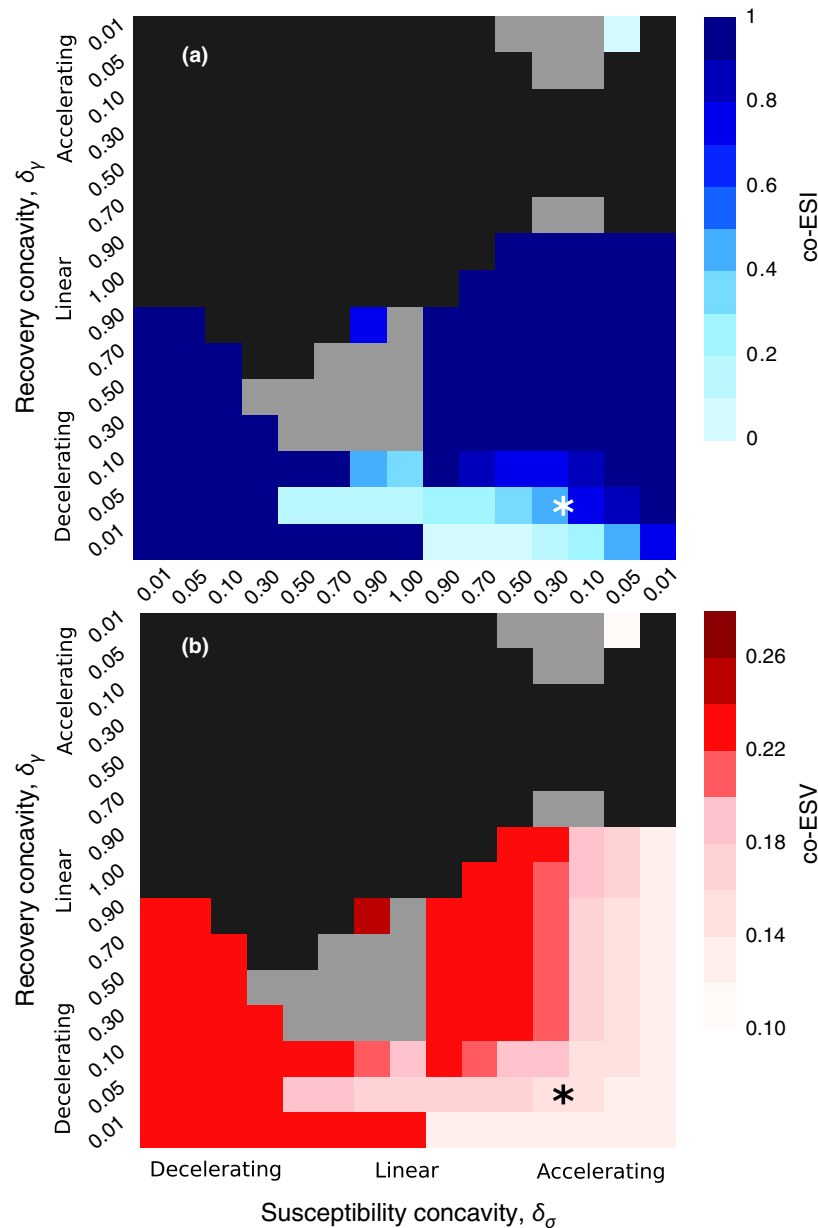


Fig. 4 Coevolutionary outcome as a function of trade-off concavity. The shade of blue and red indicates the coevolutionarily stable strategy value of (a) immunosuppression and (b) virulence, respectively. The asterisk (*) indicates the default set of trade-off parameters explored in Figs 2 and 3. The dark grey areas indicate that the coevolutionarily singular strategy is an invasive repeller. The light grey squares indicate that the outcome of coevolutionary stability depends on the details of the rate and variance of mutational inputs of the two coevolving traits. The co-ESI is scaled proportionally to the maximum immunosuppression value, θ_{\max} .

mortality. We find that mortality decreases the coevolutionarily stable level of immunosuppression, which is a lost investment when hosts die too fast. In the absence of immunosuppression, we expect the optimal virulence to consistently decrease with host background mortality because, again, investing in competitive

ability (with which virulence correlates) is wasted when coinfections are rare (van Baalen & Sabelis, 1995; Gandon *et al.*, 2001). When coevolving with immunosuppression, however, we find that ESV peaks at an intermediate level of host mortality. This stems from the fact that at low host mortality, the

coevolutionarily optimal parasite strategy is to prolong the duration of infection by simultaneously maximizing immunosuppression and minimizing virulence. Therefore, immunosuppression may facilitate an alignment of interest between coinfecting parasites by increasing the value of the host. This finding presents a parallel with a recent theoretical insight that symbiotic interactions between microbes evolve away from parasitism towards mutualism when the shared cost of symbiosis is low (Nelson & May, 2017).

In light of our theoretical model, we can formulate testable predictions. In *Daphnia*, for example, the rate of host background mortality can be experimentally manipulated and its effect on virulence evolution of microsporidian parasites can be quantified (Ebert & Mangin, 1997). Microsporidians are common eukaryotic parasites of many animals including *Daphnia*, which often harbour multiple infections (Ebert, 2005). In their mosquito host, microsporidians have been suggested to suppress host immunity by manipulating the production pathway of a host immune defence molecule (nitric oxide, NO), which is part of the innate immune system conserved in all animals (Biron *et al.*, 2005). Conveniently, the production of NO can also be experimentally enhanced and blocked, making it possible to investigate the effects of manipulating host immune intensity (Rivero, 2006).

We show that additional constraints of a transmission–virulence trade-off further complicates the interpretation of the immunosuppression trade-offs even when one trait evolves at a time (Appendix S1). Assuming a transmission–virulence trade-off is a natural modelling choice when focusing on simple life cycles (e.g. SIR-like models). However, for a more complex life cycle (e.g. intermediate hosts, multiple transmission routes, opportunistic pathogens and coinfections), it is difficult to know the relative importance of different trade-offs *a priori* (Alizon & Michalakis, 2015). Hence, our coevolutionary analyses focused solely on the immunosuppression trade-off mediated by coinfection. To avoid the risk of focusing on irrelevant trade-offs in a vast parameter space, a model with additional trade-offs should be closely motivated by a specific empirical system.

A natural extension to the model of coinfection by the same species (van Baalen & Sabelis, 1995) is the model that accommodates two distinct resident parasite species, each of which can be challenged by a mutant (Choisy & de Roode, 2010). Under the different species model, two coevolving traits (e.g. immunosuppression and virulence) could be carried by two separate parasite species, which better reflect the reality for some immunosuppressing parasites; for example, the immunosuppressing capabilities of HIV render the host susceptible to the virulence induced by opportunistic infections. Similarly, in an amphipod system, Cornet & Sorci (2010) show that immunosuppressive parasites elevate host mortality by promoting opportunistic

pathogen infections. Furthermore, there is evidence that pathological severity of malaria infection can be amplified through immunosuppression caused by helminths, which are common parasites in malaria prevalent tropical regions (Graham *et al.*, 2005). That being said, considering multiple species would force us to revisit our assumption that more virulent mutants are more competitive than their resident at the within-host level. Indeed, this assumption has recently been shown to hold for a variety of within-host processes, but only if the mutant traits are close to that of the resident (Sofonea *et al.* 2018). Therefore, adding more details about the within-host interactions, for example via a nested model (Mideo *et al.*, 2008), seems necessary to study coinfection by different species.

In the present model, we assumed no direct link between immunosuppression and virulence. However, immune evasion strategies of bacteria and viruses have been empirically linked to a range of pathological effects (Casadevall & Pirofski, 2003; Monack *et al.*, 2004; Stanford *et al.*, 2007). On the other hand, immunosuppression may decrease immunopathology which can therefore reduce host mortality, as shown experimentally using rodent malaria infections (Long *et al.*, 2008; Long & Graham, 2011). In fact, helminth therapy, which involves deliberate ingestion of parasitic worms, takes advantage of the parasite's ability to mediate host immunity and has been successful in countering inflammation caused by immune-mediated diseases (Summers *et al.*, 2003; Day *et al.*, 2007; Elliott & Weinstock, 2009).

The only cost of immunosuppression we assumed is indirect (coinfection facilitation); however, the production of immunosuppressive compounds could impose a direct fitness cost to individual parasites. At the within-host level, immunosuppression would therefore be seen as a public good as parasites that do not invest in it can still reap the benefits (Diard *et al.*, 2013; Rundell *et al.*, 2016). In fact, our model predicts that invasive repellors are common, while coexistence of two strains with extreme immunosuppression strategies (i.e. zero and maximum immunosuppression) is always possible regardless of trade-off concavity (figure not shown). These findings suggest that it may be common for some strains to specialise in immunosuppressing and others in exploiting these immunosuppressed hosts.

Understanding how host immunity and the corresponding parasite immune evasion strategies affect virulence evolution is a key challenge for contemporary evolutionary epidemiology (Frank & Schmid-Hempel, 2008). Our results demonstrate that immune evasion mechanisms are among the major forces shaping virulence evolution at the between-host level. Future theoretical studies may focus on multispecies epidemiological dynamics, direct trade-offs between immunosuppression and virulence and life history perspectives.

Acknowledgments

We thank Sébastien Lion, Stéphane Cornet, Philip Agnew, Matthew Hartfield, Yannis Michalakis and Mircea Sofonea for comments and discussions and Céline Devaux and Katie O'Dwyer for comments on an earlier draft. We are also grateful for valuable comments provided by Sara Magalhaes and two anonymous reviewers through the Peer Community in Evolutionary Biology and two anonymous reviewers for the Journal of Evolutionary Biology. SA is supported by the European Research Council (ERC) under the European Union's Horizon 2020 research and innovation program (EVOLPROOF, grant agreement No 648963).

References

- Abrams, P.A., Matsuda, H. & Harada, Y. 1993. Evolutionarily unstable fitness maxima and stable fitness minima of continuous traits. *Evol. Ecol.* **7**: 465–487.
- Alizon, S. 2008. Transmission-recovery trade-offs to study parasite evolution. *Am. Nat.* **172**: E113–E121.
- Alizon, S. 2013. Parasite co-transmission and the evolutionary epidemiology of virulence: co-transmission and virulence evolution. *Evolution* **67**: 921–933.
- Alizon, S. & Michalakis, Y. 2015. Adaptive virulence evolution: the good old fitness-based approach. *Trends Ecol. Evol.* **30**: 248–254.
- Alizon, S., Hurford, A., Mideo, N. & Van Baalen, M. 2009. Virulence evolution and the trade off hypothesis: history, current state of affairs and the future. *J. Evol. Biol.* **22**: 245–259.
- Alizon, S., de Roode, J.C. & Michalakis, Y. 2013. Multiple infections and the evolution of virulence. *Ecol. Lett.* **16**: 556–567.
- Anderson, R. & May, R. 1982. Coevolution of hosts and parasites. *Parasitology* **85**: 411–426.
- van Baalen, M. & Sabelis, M.W. 1995. The dynamics of multiple infection and the evolution of virulence. *Am. Nat.* **146**: 881–910.
- Balmer, O. & Tanner, M. 2011. Prevalence and implications of multiple-strain infections. *Lancet Infect. Dis.* **11**: 868–878.
- Bell, A.S., De Roode, J.C., Sim, D. & Read, A.F. 2006. Within-host competition in genetically diverse malaria infections: parasite virulence and competitive success. *Evolution* **60**: 1358–1371.
- Ben-Ami, F., Mouton, L. & Ebert, D. 2008. The effects of multiple infections on the expression and evolution of virulence in a *Daphnia*-endoparasite system. *Evolution* **62**: 1700–1711.
- Biron, D., Agnew, P., Marche, L., Renault, L., Sidobre, C. & Michalakis, Y. 2005. Proteome of *Aedes aegypti* larvae in response to infection by the intracellular parasite *Vavraia culicis*. *Int. J. Parasitol.* **35**: 1385–1397.
- Bowers, R.G., Hoyle, A., White, A. & Boots, M. 2005. The geometric theory of adaptive evolution: trade-off and invasion plots. *J. Theor. Biol.* **233**: 363–377.
- Burguán, J. & Havelda, Z. 2011. Viral suppressors of RNA silencing. *Trends Plant Sci.* **16**: 265–272.
- Casadevall, A. & Pirofski, L.-A. 2003. The damage-response framework of microbial pathogenesis. *Nat. Rev. Microbiol.* **1**: 17–24.
- Choisy, M. & de Roode, J.C. 2010. Mixed infections and the evolution of virulence: effects of resource competition, parasite plasticity, and impaired host immunity. *Am. Nat.* **175**: E105–E118.
- Cornet, S. & Sorci, G. 2010. Parasite virulence when the infection reduces the host immune response. *Proc. Biol. Sci.* **277**: 1929–1935.
- Cox, F. 2001. Concomitant infections, parasites and immune responses. *Parasitology* **122**: S23–S38.
- Cressler, C.E., Mcleod, D.V., Rozins, C., Van Den Hoogen, J. & Day, T. 2016. The adaptive evolution of virulence: a review of theoretical predictions and empirical tests. *Parasitology* **143**: 915–930.
- Day, T., Graham, A.L. & Read, A.F. 2007. Evolution of parasite virulence when host responses cause disease. *Proc. Biol. Sci.* **274**: 2685–2692.
- Diard, M., Garcia, V., Maier, L., Remus-Emsermann, M.N., Regoes, R.R., Ackermann, M. et al. 2013. Stabilization of cooperative virulence by the expression of an avirulent phenotype. *Nature* **494**: 353–356.
- Dieckmann, U., Metz, J.A. & Sabelis, M.W. 2002. *Adaptive Dynamics of Infectious Diseases: In Pursuit of Virulence Management*, vol. 2. Cambridge University Press, Cambridge.
- Doorbar, J., Quint, W., Banks, L., Bravo, I.G., Stoler, M., Broker, T.R. et al. 2012. The biology and life-cycle of human papillomaviruses. *Vaccine* **30**: F55–F70.
- Ebert, D. 2005. Introduction to the ecology, epidemiology, and evolution of parasitism in *Daphnia*. National Center for Biotechnology Information, Bethesda, MD.
- Ebert, D. & Mangin, K.L. 1997. The influence of host demography on the evolution of virulence of a microsporidian gut parasite. *Evolution* **51**: 1828–1837.
- Elliott, D.E. & Weinstock, J.V. 2009. Helminthic therapy: using worms to treat immune-mediated disease. In: *Pathogen-Derived Immunomodulatory Molecules* (P.G. Fallon, ed.), pp. 157–166. Springer, New York.
- Eshel, I. 1983. Evolutionary and continuous stability. *J. Theor. Biol.* **103**: 99–111.
- Ewald, P.W. 1983. Host–parasite relations, vectors, and the evolution of disease severity. *Annu. Rev. Ecol. Syst.* **14**: 465–485.
- Ewald, P. 1994. *Evolution of Infectious Disease*. Oxford University Press, Oxford.
- Frank, S. & Schmid-Hempel, P. 2008. Mechanisms of pathogenesis and the evolution of parasite virulence. *J. Evol. Biol.* **21**: 396–404.
- Fraser, C., Hollingsworth, T.D., Chapman, R., de Wolf, F. & Hanage, W.P. 2007. Variation in HIV-1 set-point viral load: epidemiological analysis and an evolutionary hypothesis. *Proc. Natl. Acad. Sci. USA* **104**: 17441–17446.
- Gandon, S., Jansen, V.A. & Van Baalen, M. 2001. Host life history and the evolution of parasite virulence. *Evolution* **55**: 1056–1062.
- Geritz, S., Kisdi, É., Meszéna, G. & Metz, J. 1998. Evolutionarily singular strategies and the adaptive growth and branching of the evolutionary tree. *Evol. Ecol.* **12**: 35–57.
- Graham, A.L. 2008. Ecological rules governing helminth–microparasite coinfection. *Proc. Natl. Acad. Sci. USA* **105**: 566–570.
- Graham, A.L., Lamb, T.J., Read, A.F. & Allen, J.E. 2005. Malaria–filaria coinfection in mice makes malarial disease more severe unless filarial infection achieves patency. *J. Infect. Dis.* **191**: 410–421.
- Hurford, A. & Day, T. 2013. Immune evasion and the evolution of molecular mimicry in parasites. *Evolution* **67**: 2889–2904.

- Juliano, J.J., Porter, K., Mwapasa, V., Sem, R., Rogers, W.O., Ariey, F. *et al.* 2010. Exposing malaria in-host diversity and estimating population diversity by capture-recapture using massively parallel pyrosequencing. *Proc. Natl. Acad. Sci. USA* **107**: 20138–20143.
- Kerr, P.J., Cattadori, I.M., Liu, J., Sim, D.G., Dodds, J.W., Brooks, J.W. *et al.* 2017. Next step in the ongoing arms race between myxoma virus and wild rabbits in Australia is a novel disease phenotype. *Proc. Natl. Acad. Sci. USA* **114**: 9397–9402.
- Kisdi, É. 2006. Trade-off geometries and the adaptive dynamics of two co-evolving species. *Evol. Ecol. Res.* **8**: 959–973.
- Koella, J.C. & Boete, C. 2003. A model for the coevolution of immunity and immune evasion in vector-borne diseases with implications for the epidemiology of malaria. *Am. Nat.* **161**: 698–707.
- Levy, J. 1998. *HIV and the Pathogenesis of AIDS*. ASM Press, Washington, DC.
- Lipsitch, M., Colijn, C., Cohen, T., Hanage, W.P. & Fraser, C. 2009. No coexistence for free: neutral null models for multi-strain pathogens. *Epidemics* **1**: 2–13.
- Long, G.H. & Graham, A.L. 2011. Consequences of immunopathology for pathogen virulence evolution and public health: malaria as a case study. *Evol. Appl.* **4**: 278–291.
- Long, G.H., Chan, B.H., Allen, J.E., Read, A.F. & Graham, A.L. 2008. Experimental manipulation of immune-mediated disease and its fitness costs for rodent malaria parasites. *BMC Evol. Biol.* **8**: 128.
- Marrow, P., Dieckmann, U. & Law, R. 1996. Evolutionary dynamics of predator-prey systems: an ecological perspective. *J. Math. Biol.* **34**: 556–578.
- Maynard Smith, J. 1982. *Evolution and the Theory of Games*. Cambridge University Press, Cambridge.
- Méthot, P.-O. 2012. Why do parasites harm their host? On the origin and legacy of Theobald Smith's "Law of declining virulence"—1900–1980. *Hist. Philos. Life Sci.* **34**: 561–601.
- Mideo, N. 2009. Parasite adaptations to within-host competition. *Trends Parasitol.* **25**: 261–268.
- Mideo, N., Alizon, S. & Day, T. 2008. Linking within- and between-host dynamics in the evolutionary epidemiology of infectious diseases. *Trends Ecol. Evol.* **23**: 511–517.
- Monack, D.M., Mueller, A. & Falkow, S. 2004. Persistent bacterial infections: the interface of the pathogen and the host immune system. *Nat. Rev. Microbiol.* **2**: 747–765.
- Nelson, P.G. & May, G. 2017. Coevolution between mutualists and parasites in symbiotic communities may lead to the evolution of lower virulence. *Am. Nat.* **190**: 803–817.
- Otto, S.P. & Day, T. 2007. *A Biologist's Guide to Mathematical Modeling in Ecology and Evolution*. Princeton University Press, Princeton, NJ.
- Palefsky, J.M. & Holly, E.A. 2003. Immunosuppression and coinfection with HIV. *JNCI Monogr.* **2003**: 41–46.
- Petney, T.N. & Andrews, R.H. 1998. Multiparasite communities in animals and humans: frequency, structure and pathogenic significance. *Int. J. Parasitol.* **28**: 377–393.
- Råberg, L. 2012. Infection intensity and infectivity of the tick-borne pathogen *Borrelia afzelii*. *J. Evol. Biol.* **25**: 1448–1453.
- Read, A.F. 1994. The evolution of virulence. *Trends Microbiol.* **2**: 73–76.
- Read, A.F. & Taylor, L.H. 2001. The ecology of genetically diverse infections. *Science* **292**: 1099–1102.
- Rivero, A. 2006. Nitric oxide: an antiparasitic molecule of invertebrates. *Trends Parasitol.* **22**: 219–225.
- Rockstroh, J.K. & Spengler, U. 2004. HIV and hepatitis C virus co-infection. *Lancet Infect. Dis.* **4**: 437–444.
- de Roode, J.C., Pansini, R., Cheesman, S.J., Helinski, M.E., Huijben, S., Wargo, A.R. *et al.* 2005. Virulence and competitive ability in genetically diverse malaria infections. *Proc. Natl. Acad. Sci. USA* **102**: 7624–7628.
- de Roode, J.C., Yates, A.J. & Altizer, S. 2008. Virulence-transmission trade-offs and population divergence in virulence in a naturally occurring butterfly parasite. *Proc. Natl. Acad. Sci. USA* **105**: 7489–7494.
- Rundell, E.A., McKeithen-Mead, S.A. & Kazmierczak, B.I. 2016. Rampant cheating by pathogens? *PLoS Pathog.* **12**: e1005792.
- Sarmento, R.A., Lemos, F., Bleeker, P.M., Schuurink, R.C., Pallini, A., Oliveira, M.G.A. *et al.* 2011. A herbivore that manipulates plant defence. *Ecol. Lett.* **14**: 229–236.
- Schmid-Hempel, P. 2008. Parasite immune evasion: a momentous molecular war. *Trends Ecol. Evol.* **23**: 318–326.
- Schmid-Hempel, P. 2009. Immune defence, parasite evasion strategies and their relevance for 'macroscopic phenomena' such as virulence. *Philos. Trans. R. Soc. B Biol. Sci.* **364**: 85–98.
- Schmid-Hempel, P. 2011. *Evolutionary Parasitology: The Integrated Study of Infections, Immunology, Ecology, and Genetics*. Oxford University Press, Oxford.
- Schmid-Hempel, P. & Frank, S.A. 2007. Pathogenesis, virulence, and infective dose. *PLoS Pathog.* **3**: e147.
- Sofonea, M.T., Alizon, S., & Michalakos, Y. 2018. Why multiple infections favour virulent parasites. *bioRxiv* 258004. <https://doi.org/10.1101/258004>.
- Stanford, M.M., McFadden, G., Karupiah, G. & Chaudhri, G. 2007. Immunopathogenesis of poxvirus infections: forecasting the impending storm. *Immunol. Cell Biol.* **85**: 93–102.
- Summers, R.W., Elliott, D.E., Qadir, K., Urban, J.F., Thompson, R. & Weinstock, J.V. 2003. *Trichuris suis* seems to be safe and possibly effective in the treatment of inflammatory bowel disease. *Am. J. Gastroenterol.* **98**: 2034–2041.
- Virgin, H.W., Wherry, E.J. & Ahmed, R. 2009. Redefining chronic viral infection. *Cell* **138**: 30–50.
- Zwart, M.P., Van Werf, W., Van Oers, M.M., Hemerik, L., Van Lent, J., De Visser, J. *et al.* 2009. Mixed infections and the competitive fitness of faster-acting genetically modified viruses. *Evol. Appl.* **2**: 209–221.

Supporting information

Additional supporting information may be found online in the Supporting Information section at the end of the article:

Appendix S1 Evolutionarily stable immunosuppression and virulence strategies with transmission virulence trade-off.

Appendix S2 Immunosuppression trade-offs.

Figure S1 Evolution of immunosuppression and virulence with an additional trade-off between transmission and virulence.

Figure S2 Immunosuppression trade-offs with (a) recovery and (b) additional susceptibility to coinfection.

Received 19 December 2017; revised 19 March 2018; accepted 29 March 2018