



HAL
open science

Selecting $\mu \rightarrow e$ conversion targets to distinguish lepton flavour-changing operators

Sacha Davidson, Yoshitaka Kuno, Masato Yamanaka

► **To cite this version:**

Sacha Davidson, Yoshitaka Kuno, Masato Yamanaka. Selecting $\mu \rightarrow e$ conversion targets to distinguish lepton flavour-changing operators. *Phys.Lett.B*, 2019, 790, pp.380-388. 10.1016/j.physletb.2019.01.042 . hal-01897222

HAL Id: hal-01897222

<https://hal.science/hal-01897222>

Submitted on 1 Jun 2021

HAL is a multi-disciplinary open access archive for the deposit and dissemination of scientific research documents, whether they are published or not. The documents may come from teaching and research institutions in France or abroad, or from public or private research centers.

L'archive ouverte pluridisciplinaire **HAL**, est destinée au dépôt et à la diffusion de documents scientifiques de niveau recherche, publiés ou non, émanant des établissements d'enseignement et de recherche français ou étrangers, des laboratoires publics ou privés.



Distributed under a Creative Commons Attribution 4.0 International License



Selecting $\mu \rightarrow e$ conversion targets to distinguish lepton flavour-changing operators

Sacha Davidson^{a,*}, Yoshitaka Kuno^b, Masato Yamanaka^c

^a LUPM, CNRS, Université Montpellier, Place Eugene Bataillon, F-34095 Montpellier, Cedex 5, France

^b Department of Physics, Osaka University, 1-1 Machikaneyama, Toyonaka, Osaka 560-0043, Japan

^c Department of Science and Technology, Kyushu Sangyo University, Fukuoka 813-8503, Japan



ARTICLE INFO

Article history:

Received 11 October 2018

Received in revised form 20 January 2019

Accepted 20 January 2019

Available online 28 January 2019

Editor: J. Hisano

ABSTRACT

The experimental sensitivity to $\mu \rightarrow e$ conversion on nuclei is set to improve by four orders of magnitude in coming years. However, various operator coefficients add coherently in the amplitude for $\mu \rightarrow e$ conversion, weighted by nucleus-dependent functions, and therefore in the event of a detection, identifying the relevant new physics scenarios could be difficult. Using a representation of the nuclear targets as vectors in coefficient space, whose components are the weighting functions, we quantify the expectation that different nuclear targets could give different constraints. We show that all but two combinations of the 10 Spin-Independent (SI) coefficients could be constrained by future measurements, but discriminating among the axial, tensor and pseudoscalar operators that contribute to the Spin-Dependent (SD) process would require dedicated nuclear calculations. We anticipate that $\mu \rightarrow e$ conversion could constrain 10 to 14 combinations of coefficients; if $\mu \rightarrow e\gamma$ and $\mu \rightarrow e\bar{e}e$ constrain eight more, that leaves 60 to 64 “flat directions” in the basis of QED \times QCD-invariant operators which describe $\mu \rightarrow e$ flavour change below m_W .

© 2019 The Author(s). Published by Elsevier B.V. This is an open access article under the CC BY license (<http://creativecommons.org/licenses/by/4.0/>). Funded by SCOAP³.

1. Introduction

The observation of neutrino mixing and masses implies that flavour cannot be conserved among charged leptons. However, despite a long programme of experimental searches for various processes, charged lepton flavour violation (CLFV) at a point has yet to be observed.

For $\mu \leftrightarrow e$ flavour change, the current most stringent bound is $BR(\mu \rightarrow e\gamma) \leq 4.2 \times 10^{-13}$ from the MEG collaboration [1] at PSI. This sensitivity will improve by one order of magnitude in coming years [2], and the Mu3e experiment [3] at PSI aims to reach $BR(\mu \rightarrow e\bar{e}e) \sim 10^{-16}$. Several experiments under construction will improve the sensitivity to $\mu \rightarrow e$ conversion on nuclei: The COMET [4] at J-PARC and the Mu2e [5] at FNAL plan to reach branching ratios of $BR(\mu AI \rightarrow eAI) \sim 10^{-16}$. The PRISM/PRIME proposal [6] aims to probe $\sim 10^{-18}$, and at the same time enables to use heavy $\mu \rightarrow e$ conversion targets with shorter lifetimes of their muonic atoms, thanks to its designed pure muon beam with

no pion contamination.¹ This enhanced sensitivity and broader selection of $\mu \rightarrow e$ conversion targets motivate our interest in low-energy $\mu \leftrightarrow e$ flavour change.

In the coming years, irrespective of whether CLFV is observed or further constrained, it is important to maximise the amount of information that experiments can obtain about the New Physics responsible for CLFV. This is especially challenging for the operators involving nucleons or quarks, because in $\mu \rightarrow e$ conversion, the contributing coefficients add in the amplitude. So in this paper, we consider $\mu \rightarrow e$ conversion on nuclei, and present a recipe for selecting targets such that they constrain or measure different CLFV parameters. Reference [10] is an earlier discussion of the prospects of distinguishing models with $\mu \rightarrow e$ conversion. A more recent publication [11] about Spin-Dependent $\mu \rightarrow e$ conversion studied what could be learned about models or operator coefficients, from targets with and without spin. In this letter, we follow the perspective of [11], focusing on the Spin Independent process,

* Corresponding author.

E-mail addresses: s.davidson@lupm.in2p3.fr (S. Davidson), kuno@phys.sci.osaka-u.ac.jp (Y. Kuno), yamanaka@ip.kyusan-u.ac.jp (M. Yamanaka).

¹ Another interesting observable at these experiments is the $\mu^-e^- \rightarrow e^-e^-$ in a muonic atom. This process could have not only photonic dipole but also contact interactions, and the atomic number dependence of its reaction rate makes possible to discriminate the type of relevant CLFV interactions [7–9].

Table 1

Current experimental bounds on $\mu \rightarrow e$ conversion (the last line gives the future sensitivity on Aluminium), and parameters relevant to the SD calculation. The isotope abundances are from [29]. The parameter B_Z is defined in eqn. (8). The estimate for S_p^{Au} is based on the Odd Group Model of [24], assuming $J = 1/2$. The estimated form factors $S_I(m_\mu)/S_I(0)$ for Titanium and Lead are an extrapolation from [11], discussed in the Appendix.

Target	Isotopes [abundance]	J	S_p^A, S_n^A	$S_I(m_\mu)/S_I(0)$	B_Z	BR (90% C.L.)
Sulfur	$Z = 16, A = 32$ [95%]	0				$< 7 \times 10^{-11}$ [23]
Titanium	$Z = 22, A = 48$ [74%]	0			234	$< 4.3 \times 10^{-12}$ [17]
	$Z = 22, A = 47$ [7.5%]	5/2	0.0, 0.21 [24]	~ 0.12		
	$Z = 22, A = 49$ [5.4%]	7/2	0.0, 0.29 [24]	~ 0.12		
Copper	$Z = 29, A = 63$ [70%]	3/2				$BR \leq 1.6 \times 10^{-8}$ [25]
	$Z = 29, A = 65$ [31%]	3/2				
Gold	$Z = 79, A = 197$ [100%]	5/2	$-(0.52 \rightarrow 0.30), 0.0$		285	$BR < 7 \times 10^{-13}$ [17]
Lead	$Z = 82, A = 206$ [24%]	0				$BR < 4.6 \times 10^{-11}$ [17]
	$Z = 82, A = 207$ [22%]	1/2	0.0, -0.15 [24]	0.55 [28], ~ 0.26		
	$Z = 82, A = 208$ [52%]	0				
Aluminium	$Z = 13, A = 27$ [100%]	5/2	0.34, 0.030 [21,22]	0.29 [21,22]	132	$\rightarrow 10^{-16}$

and explore how many independent constraints can be obtained on operator coefficients.

We assume that the New Physics responsible for $\mu \rightarrow e$ conversion is heavy, and parametrise it in Effective Field Theory (EFT) [12–15]. Section 2 gives the $\mu \rightarrow e$ conversion rate, and the effective Lagrangian at the experimental scale (\sim GeV), in terms of operators that are QED invariant, labelled by their Lorentz structure, and constructed out of electrons, muons and nucleons (p and n). In Section 3 we divide the rate into pieces that do not interfere with each other. Section 4 is a toy model of two observables that depend on a sum of theoretical parameters, which illustrates the impact of theoretical uncertainties on the determination of operator coefficients. It is well-known, since the study of Kitano, Koike and Okada (KKO) [16], that different target nuclei have different relative sensitivity to the various operator coefficients. In Section 5, using the notion of targets as vectors in the space of operator coefficients introduced in Reference [11], we explore which current experimental bounds can give independent constraints on operator coefficients, given the current theoretical uncertainties. Section 6 discusses the prospects of future experiments, Section 7 compares the number of operator coefficients to the number of constraints that could be obtained from $\mu \rightarrow e$ conversion, $\mu \rightarrow e\bar{e}e$ and $\mu \rightarrow e\gamma$, and Section 8 is the summary.

2. $\mu \rightarrow e$ conversion

$\mu \rightarrow e$ conversion is the process where an incident μ^- is captured by a nucleus, and tumbles down to the $1s$ state. The muon can then interact with the nucleus, by exchanging a photon or via a contact interaction, and turn into an electron which escapes with an energy $\sim m_\mu$. This process has been searched for in the past with various target materials, as summarised in Table 1; the best existing bound is $BR(\mu Au \rightarrow eAu) < 7 \times 10^{-13}$ on Gold ($Z = 79$) from SINDRUM-II [17].

The interaction of the muon with the nucleus can be parametrised at the experimental scale (Λ_{expt}) in Effective Field Theory, via dipole operators and a variety of 2-nucleon operators:

$$\begin{aligned} \mathcal{L}_{\mu A \rightarrow e A}(\Lambda_{\text{expt}}) &= -\frac{4G_F}{\sqrt{2}} \sum_{N=p,n} \left[m_\mu (C_{DL} \bar{e}_R \sigma^{\alpha\beta} \mu_L F_{\alpha\beta} + C_{DR} \bar{e}_L \sigma^{\alpha\beta} \mu_R F_{\alpha\beta}) \right. \\ &\quad + \left(\tilde{C}_{SL}^{(NN)} \bar{e} P_L \mu + \tilde{C}_{SR}^{(NN)} \bar{e} P_R \mu \right) \bar{N} N \\ &\quad \left. + \left(\tilde{C}_{P,L}^{(NN)} \bar{e} P_L \mu + \tilde{C}_{P,R}^{(NN)} \bar{e} P_R \mu \right) \bar{N} \gamma_5 N \right] \end{aligned}$$

$$\begin{aligned} &+ \left(\tilde{C}_{VL}^{(NN)} \bar{e} \gamma^\alpha P_L \mu + \tilde{C}_{VR}^{(NN)} \bar{e} \gamma^\alpha P_R \mu \right) \bar{N} \gamma_\alpha N \\ &+ \left(\tilde{C}_{A,L}^{(NN)} \bar{e} \gamma^\alpha P_L \mu + \tilde{C}_{A,R}^{(NN)} \bar{e} \gamma^\alpha P_R \mu \right) \bar{N} \gamma_\alpha \gamma_5 N \\ &+ \left(\tilde{C}_{Der,L}^{(NN)} \bar{e} \gamma^\alpha P_L \mu + \tilde{C}_{Der,R}^{(NN)} \bar{e} \gamma^\alpha P_R \mu \right) i (\bar{N} \overleftrightarrow{\partial}_\alpha \gamma_5 N) \\ &+ \left[\tilde{C}_{T,L}^{(NN)} \bar{e} \sigma^{\alpha\beta} P_L \mu + \tilde{C}_{T,R}^{(NN)} \bar{e} \sigma^{\alpha\beta} P_R \mu \right] \bar{N} \sigma_{\alpha\beta} N + h.c. \end{aligned} \quad (1)$$

Since the electron is relativistic, and the nucleons not, it is convenient to use a chiral basis for the lepton current, but not for the nucleons.

This basis of nucleon operators is chosen because it represents the minimal set onto which two-lepton-two-quark, and two-lepton-two-gluon operators can be matched at the leading order in χPT .² This explains the presence of the derivative operators $\tilde{C}_{Der,X}^{(NN)}$, which represent pion exchange between the leptons and nucleons at finite momentum transfer. They give a contribution to Spin-Dependent $\mu \rightarrow e$ conversion that is comparable to the $\tilde{C}_{A,X}^{(NN)}$ operators [11]. We do not count the coefficients of the derivative operators as independent parameters, because their effects could be included as a momentum-transfer-dependence of the $G_A^{N,q}$ factors that relate quark to nucleon axial operators [11].

Like in WIMP scattering on nuclei, the muon can interact coherently with the charge or mass distribution of the nucleus, called the ‘‘Spin Independent’’ (SI) process, or it can have ‘‘Spin-Dependent’’ (SD) interactions [19] with the nucleus at a rate that does not benefit from the atomic-number-squared enhancement of the SI rate. The Dipole, Scalar and Vector operators will contribute to the SI rate (with a small admixture of the Tensor, see eqn. (3)), and the Axial, Tensor and Pseudoscalar operators contribute to the SD rate.

The SI contribution to the branching ratio for $\mu \rightarrow e$ conversion on the nucleus A ($BR_{SI}(A\mu \rightarrow Ae)$), was calculated by Kitano, Koike and Okada (KKO) [16] to be

$$\begin{aligned} BR_{SI}(\mu A \rightarrow e A) &= \frac{32G_F^2 m_\mu^5}{\Gamma_{\text{cap}}} \left[|\tilde{C}_{V,R}^{pp} V^{(p)} + \tilde{C}_{S,L}^{pp'} S^{(p)} + \tilde{C}_{V,R}^{nn} V^{(n)} \right. \\ &\quad \left. + \tilde{C}_{S,L}^{nn'} S^{(n)} + C_{D,L} \frac{D}{4} \right]^2 + \{L \leftrightarrow R\} \end{aligned} \quad (2)$$

where Γ_{capt} is the rate for the muon to transform to a neutrino by capture on the nucleus [16,20], ($= 0.7054 \times 10^6/\text{sec}$ in Aluminium).

² At higher order in χPT , additional operators can appear, sometimes involving more than two nucleons [18].

The nucleus (A) and nucleon ($N \in \{n, p\}$)-dependent “overlap integrals” D_A , $S_A^{(p)}$, $V_A^{(p)}$, $S_A^{(n)}$, $V_A^{(n)}$, correspond to the integral over the nucleus of the lepton wavefunctions and the appropriate nucleon density. These overlap integrals will play a central role in our analysis, and are given in KKO [16]. The primed scalar coefficient includes a small part of the tensor coefficient, because the tensor contributes at finite momentum transfer to the SI process [19,11]:

$$\tilde{C}_{S,X}^{NN'} = \tilde{C}_{S,X}^{NN} + \frac{2m_\mu}{m_N} \tilde{C}_{T,X}^{NN} . \quad (3)$$

The SD rate depends on the distribution of spin in the nucleus, and therefore requires detailed nuclear modelling. The tensor and axial vector contributions were estimated in References [19,11] for light ($Z \lesssim 20$) nuclei, where the muon wavefunction is wider than the radius of the nucleus, and the electron can be approximated as a plane wave. In this limit, where the muon wavefunction can be factored out of the nuclear spin-expectation-value, the nuclear calculation of SD WIMP scattering on the quark axial current can be used for $\mu \rightarrow e$ conversion. The SD branching ratio on a target A of charge Z , with a fraction ϵ_I of isotope I with spin J_I , can be estimated as

$$\begin{aligned} BR_{SD}(\mu A \rightarrow eA) &= \frac{8G_F^2 m_\mu^5 (\alpha Z)^3}{\Gamma_{cap} \pi^2} \left[\sum_I 4\epsilon_I \frac{J_I + 1}{J_I} \left| S_p^I (\tilde{C}_{A,L}^{pp} + 2\tilde{C}_{T,R}^{pp}) \right. \right. \\ &\quad \left. \left. + S_n^I (\tilde{C}_{A,L}^{nn} + 2\tilde{C}_{T,R}^{nn}) \right|^2 \frac{S_I(m_\mu)}{S_I(0)} + \{L \leftrightarrow R\} \right] \quad (4) \end{aligned}$$

where S_p^I is the proton spin expectation value in isotope I at zero momentum transfer, and $S_I(m_\mu)/S_I(0)$ is a finite momentum transfer correction, which has been calculated for the axial current in some nuclei (see e.g. References [21,22] for Aluminium; this factor includes the derivative operators $\tilde{O}_{Der,X}^{(NN)}$). The targets which have been used for $\mu \rightarrow e$ conversion searches are listed in Table 1, with the abundances of some spin-carrying isotopes, and some results for the proton and neutron spin expectation values.

3. To determine or constrain how many coefficients?

The Lagrangian of eqn. (1) contains twenty-two unknown operator coefficients (not counting the derivative operators as discussed after eqn. (1)). These coefficients contribute to various observables, so can be constrained, or measured, in different ways:

1. We neglect the two dipole coefficients, because the upcoming MEG II and Mu3e experiments, respectively searching for $\mu \rightarrow e\gamma$ and $\mu \rightarrow e\bar{e}e$, have a slightly better sensitivity: if MEG II and Mu3e set bounds $BR(\mu \rightarrow e\gamma) < 6 \times 10^{-14}$ and $BR(\mu \rightarrow e\bar{e}e) < 10^{-16}$, this would translate to $|C_{D,X}| \leq 2.0 \times 10^{-9}$ (see eqn. (20)). Whereas a SI $\mu \rightarrow e$ conversion branching ratio of 10^{-16} on Aluminium can be sensitive to $|C_{D,X}| \gtrsim 3.1 \times 10^{-9}$.
2. The remaining 20 coefficients involving nucleons can be divided into two classes, labelled by the chirality/helicity of the outgoing (relativistic) electron. The interference between these classes is usually neglected (suppressed by m_e^2/m_μ^2), so an experimental upper bound on the rate simultaneously sets bounds on the coefficients of both chiralities. If a $\mu \rightarrow e$ conversion signal is observed with polarised muonic atoms, it could be possible to identify the chirality of the operator by measuring an angular distribution of the electron

with respect to the muon spin direction.³ For simplicity, we will in the following only discuss the ten operators that create an e_L .

Notice that the conventions of eqn. (1) label operator coefficients with the chirality of the muon, which is opposite to the electron for dipole, scalar, pseudoscalar and tensor operators.

3. Finally, the operators can also be divided into those that mediate SI or SD conversion. In the body of the paper, we will discuss the SI rate, to which contribute the dipole that we neglect, and the vector and scalar on the neutron and proton. These appear in the amplitude weighted by overlap integrals (see after eqn. (2)), which are nucleus-dependent. This suggests that to constrain the four operator coefficients, one just needs to search for $\mu \rightarrow e$ conversion on four sufficiently different targets. (In order to measure the SI coefficients independently from SD ones, the targets could/should be chosen without SD contributions.)

In the Appendix A, we make some remarks on the SD rate, which can be sensitive to six coefficients. However, quantitative calculations would require nuclear matrix elements that we did not find in the literature.

4. Targets as vectors, and the problem of theoretical uncertainties

In a previous publication [11], a representation of targets as vectors in coefficient space was introduced. The targets are labelled by Z , and for SI transitions, the elements of the vector are the overlap integrals of KKO [16]:

$$\vec{v}_Z = \left(\frac{D_Z}{4}, V_Z^{(p)}, S_Z^{(p)}, V_Z^{(n)}, S_Z^{(n)} \right) \quad (5)$$

The aim was to give a geometric, intuitive measure of different targets ability to distinguish coefficients. If the operator coefficients are lined up in a pair of vectors labelled by the chirality of the outgoing electron, such that for e_L :

$$\vec{C}_L = (\tilde{C}_{D,R}, \tilde{C}_{V,L}^{pp}, \tilde{C}_{S,R}^{pp}, \tilde{C}_{V,L}^{nn}, \tilde{C}_{S,R}^{nn}) \quad (6)$$

(and similarly for \vec{C}_R), then the SI Branching Ratio on target Z (see eqn. (2)) can be written

$$BR_{SI} = B_Z \left[|\hat{v}_Z \cdot \vec{C}_L|^2 + |\hat{v}_Z \cdot \vec{C}_R|^2 \right] , \quad (7)$$

where the numerical value of the coefficient

$$B_Z = \frac{32G_F^2 m_\mu^5 |\vec{v}_Z|^2}{\Gamma_{cap}(Z)} \quad (8)$$

is listed in Table 1 for some targets. If two target vectors are parallel, they probe the same combination of couplings, and if they are misaligned, they could allow to distinguish among the coefficients.

To quantify how “misaligned” targets need to be, in order to differentiate among coefficients, we should take into account the theoretical uncertainties. These are a significant complication, because they make uncertain which combination of coefficients is constrained by which target. To illustrate the problem, we suppose coefficient space is two-dimensional. This allows to draw pictures.

If a first observable T_1 , can be computed with negligible theoretical uncertainty to depend on $|C_1|^2$, and a second observable T_2 , similarly can be computed to depend on $|C_2|^2$, then the values

³ For a muonic atom with a non-zero nuclear spin, it is known that the residual muon spin polarisation at the 1s state is significantly reduced, but even in this case, it could be recovered by using a spin-polarised nuclear target [26,27].

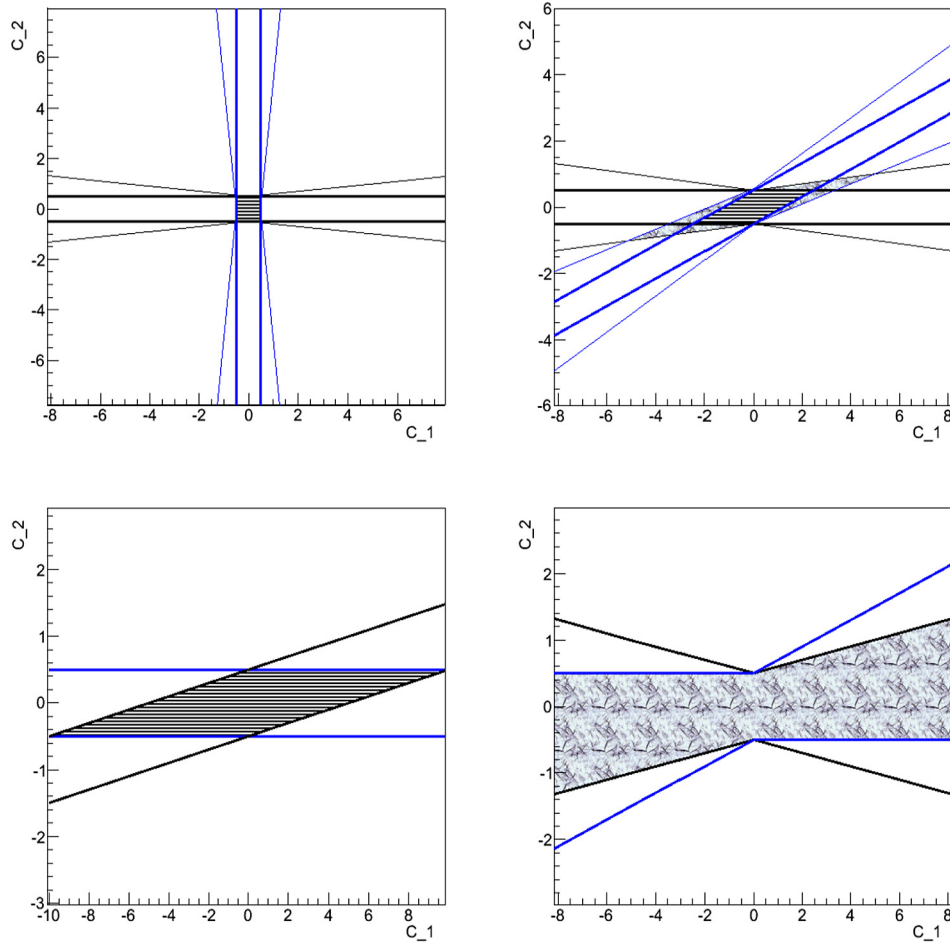


Fig. 1. Illustration of the impact of theoretical uncertainties on the determination of operator coefficients, when combining results from two experiments. The allowed region neglecting theory uncertainties is striped; the larger grey areas are allowed when theoretical uncertainties are included. The upper left plots is for two experiments that measure orthogonal parameters, the upper right plot is for two experiments who measure correlated parameters but with manageable uncertainty, and the lower two plots represent the case where the two experiments do not give independent information when the theory uncertainty is included.

of the coefficients respectively allowed by null results in the two experiments are inside the thick lines of the top left plot in Fig. 1. The central striped (dark) region is allowed when the two experimental results are combined. In reality, the allowed region should be more the shape of a circle, since the experimental uncertainties are (in part) statistical. However, we neglect this detail because it is not the subject of our discussion.

Suppose now that there is some theoretical uncertainty ϵ in the calculations, such that T_1 depends on $|C_1(1 \pm \epsilon) \pm \epsilon C_2|^2$, and T_2 depends on $|C_2(1 \pm \epsilon) \pm \epsilon C_1|^2$. Then provided $\epsilon \ll 1$ ($\epsilon \simeq \pi/32 \simeq .1$ in the Figure), the regions respectively allowed by the two experiments are the bowties within the thin lines of the upper left plot in Fig. 1. The region allowed by the combined experiments is essentially unchanged (still the central square).

Consider next a situation more relevant to $\mu \rightarrow e$ conversion, illustrated in the upper right plot of Fig. 1. The second observable T_2 again depends on $|C_2(1 \pm \epsilon) \pm \epsilon C_1|^2$, but T_1 depends on $|\cos\theta C_2 - \sin\theta C_1|$, where $\theta \simeq \pi/8 \pm \epsilon$. Neglecting theoretical uncertainties, the allowed regions for the two experiments are respectively between the thick blue lines, and thick black lines. The striped diamond is the parameter range consistent with both experiments. But if the theory uncertainty is taken into account, the allowed regions of the two experiments are respectively enclosed by the thin blue and black lines. The region allowed by the combined observations is the grey diamond, which includes the

stripped one. So we see that the theoretical uncertainty changes the allowed region by factors of $\mathcal{O}(1)$.

Finally, in the lower two plots of Fig. 1, T_1 depends on $|\cos\theta C_2 - \sin\theta C_1|$, where $\theta \simeq 2\epsilon \pm \epsilon$. If the theory uncertainty is neglected, as illustrated in the lower left plot, the region allowed by the two experiments corresponds to the striped diamond. However, when the angle uncertainty is taken into account, both bars can be rotated towards each other, such that they point in the same direction, and any value of C_1 is allowed. This is illustrated in the lower right plot, where the allowed region is grey, and gives no constraint on C_1 .

The allowed range for C_1 would be finite for

$$\theta > 2\epsilon \quad (9)$$

which we take as the condition that two observables constrain independent directions in coefficient space. (Recall that θ is the angle between the two observables, represented as vectors in coefficient space, and ϵ is the theoretical uncertainty on the calculation of θ .)

For $\mu \rightarrow e$ conversion, the theoretical uncertainties in the calculation of the rate and the overlap integrals were discussed in [11]. The current uncertainties were estimated as $\epsilon \lesssim 10\%$. This is based on KKO's estimate of the uncertainties in their overlap integrals, which is $\lesssim 5\%$ for light nuclei, and $\lesssim 10\%$ for heavier nuclei, and on NLO effects in χ PT. These are parametrically 10%, and could,

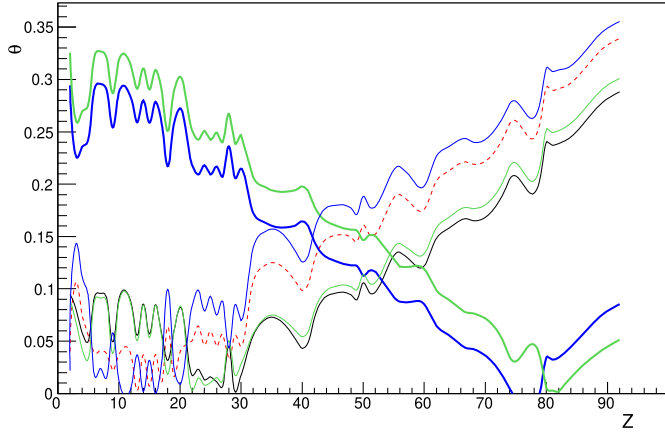


Fig. 2. Angle θ between a target vector (e.g. dashed red = Aluminium) and other targets labelled by Z . The angle is obtained as in eqn. (10), with all the dipole coefficients set to zero. The solid lines represent the targets for which there is currently data (see Table 1). From smallest to largest value of θ at large Z , they are: thick green = Lead, thick blue = Gold, black = Copper, thin green = Titanium, dashed red = Aluminium, and thin blue is Sulfur. We assume that two targets can probe different coefficients if their misalignment angle is $\theta \gtrsim 0.2$ radians (or 0.1).

for instance change the form of eqn. (7), as occurs in WIMP scattering [30], making it impossible to parametrise targets as vectors. In the following section, we take the current uncertainties to be $\epsilon \sim 10\%$, or possibly 5% for light targets, implying that two targets can give independent constraints if they are misaligned by $\theta \gtrsim .2$ (or possibly $\theta \gtrsim .1$ for light targets).

5. Comparing current bounds

In section 3, it was suggested that the four scalar and vector coefficients could be constrained or measured by searching for $\mu \rightarrow e$ conversion in four “sufficiently different” targets. And we see from Table 1 that there is data for Sulfur, Titanium, Copper, Gold and Lead. However, as estimated in the previous section, “sufficiently different” means misaligned by 10–20%, so in this section, we calculate the misalignment between the targets for which there is data.

Recall that targets are described by vectors (see eqn. (5)), that live in the same space as the operator coefficients. However, the components of the target vectors are all positive, meaning the misalignment angle between any two target vectors is $< \pi/2$, or equivalently, that the target vectors point all in the first quadrant.

The angle between target T and target Z can be estimated from the normalised inner product

$$\frac{\vec{v}_Z \cdot \vec{v}_T}{|\vec{v}_Z| |\vec{v}_T|} \simeq \cos \theta \simeq 1 - \frac{\theta^2}{2} \quad (10)$$

In Fig. 2 are plotted the misalignment angles⁴ between the targets of Table 1, and the other possibilities given by KKO, labelled by Z . The thin blue line in Fig. 2 (the line with largest θ at high Z) is the misalignment angle with respect to Sulfur, and the thin green line (the solid line with the second largest θ at high Z) is the misalignment angle with respect to Titanium. So the blue line at $Z = 22$ (Titanium) is equal to the green line at 16 (Sulfur), and both give $\theta \sim 0.08$ between Sulfur and Titanium, suggesting that these constrain the same combination of coefficients. On the other hand, Gold probes different coefficients from the light targets (as

⁴ Since the current MEG bound on the dipole coefficients constrains them to be below the sensitivity of the current $\mu \rightarrow e$ conversion bounds, the dipole overlap integral was set to zero in obtaining this Figure.

anticipated by KKO [16]), but Gold and Lead cannot distinguish coefficients. Also Copper and Titanium do not give independent constraints. So the current experimental bounds on $\mu \rightarrow e$ conversion constrain two combinations of the four coefficients present in \vec{C}_L (similarly, two combinations in \vec{C}_R). Thus, the current experimental bounds can be taken as the SINDRUM-II constraints from Titanium and Gold.

These two experimental bounds constrain coefficients in the two-dimensional space spanned by \hat{v}_{Ti} and \hat{v}_{Au} . The bounds can be taken to apply to $\vec{C} \cdot \hat{v}_{Ti}$ and to $\vec{C} \cdot \hat{v}_\perp$, where \hat{v}_\perp is component of the Gold target vector orthogonal to \hat{v}_{Ti} :

$$\hat{v}_\perp \equiv \frac{\hat{v}_{Au} - \cos \phi \hat{v}_{Ti}}{\sin \phi} \quad (11)$$

and ϕ is the angle between Gold and Titanium, so $\cos \phi = \hat{v}_{Ti} \cdot \hat{v}_{Au}$, and $\sin \phi = 0.218$. The allowed values of the coefficients satisfy

$$\begin{aligned} BR_{Ti} &\equiv BR(\mu Ti \rightarrow e Ti) = 234 |\vec{C} \cdot \hat{v}_{Ti}|^2 < BR_{Ti}^{exp} \equiv 4.2 \times 10^{-12} \\ BR_{Au} &\equiv BR(\mu Au \rightarrow e Au) \\ &= 285 |\cos \phi (\vec{C} \cdot \hat{v}_{Ti}) + \sin \phi (\vec{C} \cdot \hat{v}_\perp)|^2 < BR_{Au}^{exp} \\ &= 7.0 \times 10^{-13}. \end{aligned} \quad (12)$$

We can construct a covariance matrix V , whose diagonal elements will be the constraints on $|\vec{C} \cdot \hat{v}_{Ti}|^2$ and $|\vec{C} \cdot \hat{v}_\perp|^2$, as

$$\vec{C} \cdot V^{-1} \cdot \vec{C}^T = \frac{BR_{Ti}}{BR_{Ti}^{exp}} + \frac{BR_{Au}}{BR_{Au}^{exp}} \quad (13)$$

which gives

$$|\vec{C} \cdot \hat{v}_{Ti}|^2 \leq \frac{BR_{Ti}^{exp}}{B_{Ti}} = 1.8 \times 10^{-14} \quad (14)$$

$$|\vec{C} \cdot \hat{v}_\perp|^2 \leq \frac{BR_{Au}^{exp}}{B_{Au}} \frac{1}{\sin^2 \phi} + \frac{BR_{Ti}^{exp}}{B_{Ti}} \frac{\cos^2 \phi}{\sin^2 \phi} = 0.44 \times 10^{-12} \quad (15)$$

These bounds can be expressed in terms of quark operator coefficients at a higher scale by matching the nucleon operators onto quark operators, and running the coefficients up with Renormalisation Group Equations (RGEs). This matching and mixing process ensures that almost all $\mu \rightarrow e$ flavour-changing operators at the scale m_W will contribute to $\mu \rightarrow e$ conversion at tree or one-loop order. We give an example in eqn. (19).

6. Selecting future targets

The upcoming COMET and Mu2e experiments plan to use an Aluminium target, illustrated as a red dashed line in Fig. 2. Unfortunately, it is only misaligned with respect to Titanium and Sulfur by a few percent, so with current theoretical uncertainties, Aluminium probes the same combination of SI coefficients as Titanium (and Sulfur).

It is therefore interesting to explore which targets could measure different combinations of coefficients from Aluminium. As noted by KKO, the scalar and vector overlap integrals grow differently with Z , and using targets with different neutron to proton ratios could allow to differentiate coefficients on protons from those on neutrons. To quantify these differences, we introduce four orthonormal vectors in the space of nucleon overlap integrals:

$$\hat{e}_1 = \frac{1}{2}(1, 1, 1, 1)$$

$$\hat{e}_2 = \frac{1}{2}(-1, -1, 1, 1)$$

$$\hat{e}_3 = \frac{1}{2}(1, -1, 1, -1)$$

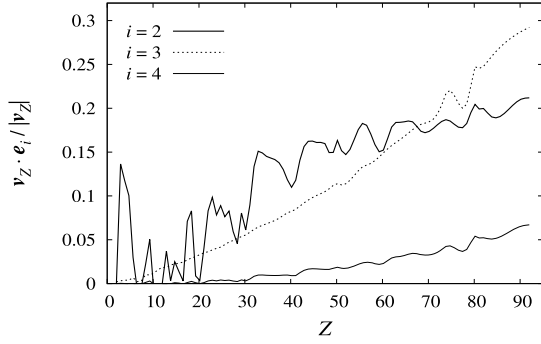


Fig. 3. Projections of normalised target vectors $\hat{v}_Z = \vec{v}_Z/|\vec{v}_Z|$ onto the unit vectors of eqn. (16). The jagged thick line is the projection onto \hat{e}_2 and parametrises the targets sensitivity to the n to p difference, the dotted black line is the projection onto \hat{e}_3 which parametrises the sensitivity to the scalar–vector difference, and the thin line is the projection onto the remaining direction.

$$\hat{e}_4 = \frac{1}{2}(-1, 1, 1, -1) \quad (16)$$

Dotted into the coefficients, \hat{e}_1 measures the sum of coefficients, \hat{e}_2 is the difference between coefficients on protons and neutrons, \hat{e}_3 is the vector–scalar difference, and \hat{e}_4 is the remaining direction. All the targets are mostly aligned on \hat{e}_1 ; this is expected as the overlap integrals are of comparable size, and all positive.⁵ Indeed, for Aluminium, the target vector \vec{v}_{Al} and \hat{e}_1 are almost parallel: $\vec{v}_{Al} \cdot \hat{e}_1 \geq 0.997|\vec{v}_{Al}|$. So we suppose that this sum of coefficients is measured on Aluminium, and plot in Fig. 3 the projection of the target vectors onto \hat{e}_2 (thick, continuous line), \hat{e}_3 (dashed) and \hat{e}_4 (thin).

Fig. 3 shows that comparing heavy to light targets can distinguish scalar vs vector coefficients (or constrain both in the absence of a signal). The neutron to proton ratio also increases with atomic number, but perhaps a more promising target for making this difference would be Lithium, with four neutrons and three protons: the theoretical uncertainties could be more manageable, and the scalar–vector difference is suppressed. In addition, being light, it has a long lifetime, making it appropriate for the COMET and Mu2e experiments.

Unfortunately, it seems that $\mu \rightarrow e$ conversion targets have little sensitivity to \hat{e}_4 , which measures some isospin-violating difference between scalars and vectors.

To illustrate the bounds that could be obtained in the future with COMET or Mu2e, we suppose that $\mu \rightarrow e$ conversion is not observed on Lithium ($Z = 3$) or Aluminium ($Z = 13$) at Branching Ratios $BR_{Li}^{exp}, BR_{Al}^{exp} \ll BR_{Au}^{exp}$. We write the target vectors as

$$\hat{v}_{Al} \approx \hat{e}_1$$

$$\hat{v}_{Li} = (\hat{v}_{Li} \cdot \hat{e}_1)\hat{e}_1 + (\hat{v}_{Li} \cdot \hat{e}_2)\hat{e}_2$$

$$\hat{v}_{Au} = (\hat{v}_{Au} \cdot \hat{e}_1)\hat{e}_1 + (\hat{v}_{Au} \cdot \hat{e}_2)\hat{e}_2 + (\hat{v}_{Au} \cdot \hat{e}_3)\hat{e}_3.$$

Then a 3×3 covariance matrix can be obtained by combining the experimental upper bounds as in equation (13), which gives the constraints

$$|\vec{C} \cdot \hat{e}_1|^2 \leq \frac{BR_{Al}^{exp}}{B_{Al}} \quad (17)$$

$$|\vec{C} \cdot \hat{e}_2|^2 \leq \frac{BR_{Li}^{exp}}{B_{Li}} \frac{1}{|\hat{v}_{Li} \cdot \hat{e}_2|^2} + \frac{BR_{Al}^{exp}}{B_{Al}} \frac{|\hat{v}_{Li} \cdot \hat{e}_1|^2}{|\hat{v}_{Li} \cdot \hat{e}_2|^2}$$

⁵ One way to see this, is to project the target vectors onto the basis of eqn. (16). We find that $\vec{v}_Z \cdot \hat{e}_1 \geq 0.93|\vec{v}_Z|$ for all Z , so we do not plot the projection onto \hat{e}_1 . It decreases with Z .

$$|\vec{C} \cdot \hat{e}_3|^2 \lesssim \frac{BR_{Au}^{exp}}{B_{Au}} \frac{1}{|\hat{v}_{Au} \cdot \hat{e}_3|^2} \quad (18)$$

where $|\hat{v}_{Li} \cdot \hat{e}_2| = 0.142$, $|\hat{v}_{Au} \cdot \hat{e}_3| = 0.217$, and terms were neglected in the bound on $|\vec{C} \cdot \hat{e}_3|$, assuming that $BR_{Li}^{exp}, BR_{Al}^{exp} \ll BR_{Au}^{exp}$.

As mentioned at the end of the previous section, these bounds can be expressed in terms of coefficients of quark operators at some higher scale (for instance m_W or the New Physics scale) by matching the nucleon coefficients to the quark coefficients at 2 GeV as $\tilde{C}_{0,X}^{NN} = \sum_q G_O^{Nq} C_{0,X}^{qq}$ (where the $\{G_O^{Nq}\}$ are tabulated for instance in [11]), then expressing the coefficients at 2 GeV in terms of the high scale coefficients using the RGEs (see, e.g. [19,11,32]). The constraint of eqn. (17) can be approximated as

$$\begin{aligned} \sqrt{\frac{BR_{Al}^{exp}}{33}} &\gtrsim \left| 3C_{V,L}^{uu} + 3C_{V,L}^{dd} + 11C_{S,R}^{uu} + 11C_{S,R}^{dd} + 0.84C_{S,R}^{ss} \right. \\ &\quad \left. + \frac{4m_N}{27m_c} C_{S,R}^{cc} + \frac{4m_N}{27m_b} C_{S,R}^{bb} \right| \\ &\gtrsim \left| 3C_{V,L}^{uu} + 3C_{V,L}^{dd} + \frac{\alpha}{\pi} \left[3C_{A,L}^{dd} - 6C_{A,L}^{uu} \right] \log \right. \\ &\quad \left. + \frac{\alpha}{3\pi} [C_{V,L}^{ee} + C_{V,L}^{\mu\mu}] \log - \frac{\alpha}{3\pi} [C_{A,L}^{ee} + C_{A,L}^{\mu\mu}] \log \right. \\ &\quad \left. - \frac{2\alpha}{3\pi} \left[2(C_{V,L}^{uu} + C_{V,L}^{cc}) - (C_{V,L}^{dd} + C_{V,L}^{ss} + C_{V,L}^{bb}) \right. \right. \\ &\quad \left. \left. - (C_{V,L}^{ee} + C_{V,L}^{\mu\mu} + C_{V,L}^{\tau\tau}) \right] \log \right. \\ &\quad \left. + \lambda^{a_s} \left(11C_{S,R}^{uu} + 11C_{S,R}^{dd} + 0.84C_{S,R}^{ss} + \frac{4m_N}{27m_c} C_{S,R}^{cc} \right. \right. \\ &\quad \left. \left. + \frac{4m_N}{27m_b} C_{S,R}^{bb} \right) \right. \\ &\quad \left. + \lambda^{a_s} \frac{\alpha}{\pi} \left[\frac{13}{6} (11C_{S,R}^{uu} + \frac{4m_N}{27m_c} C_{S,R}^{cc}) \right. \right. \\ &\quad \left. \left. + \frac{5}{3} (11C_{S,R}^{dd} + 0.84C_{S,R}^{ss} + \frac{4m_N}{27m_b} C_{S,R}^{bb}) \right] \log \right. \\ &\quad \left. - \lambda^{a_T} f_{TS} \frac{4\alpha}{\pi} \left[22C_{T,RR}^{uu} + \frac{8m_N}{27m_c} C_{T,RR}^{cc} - 11C_{T,RR}^{dd} \right. \right. \\ &\quad \left. \left. - 0.84C_{T,RR}^{ss} - \frac{4m_N}{27m_b} C_{T,RR}^{bb} \right] \log \right| \quad (19) \end{aligned}$$

where in the first inequality, the quark coefficients are at the scale of 2 GeV, and we used the $\{C_S^{Nq}\}$ from the lattice [33]. In the second inequality, the coefficients are at m_W (we suppress the dependence on scale to avoid cluttering the equations), $\log \equiv \log(m_W/2 \text{ GeV}) \simeq 3.7$, $\lambda = \alpha_s(m_W)/\alpha_s(2 \text{ GeV}) \simeq 0.44$, $f_{TS} = 23(\lambda^{-16/23} - \lambda)/39(1 - \lambda) \simeq 1.45$, and $a_s = -12/23$, $a_T = 4/23$. In both the first and second expressions, the tree-level tensor contribution to SI $\mu \rightarrow e$ conversion is neglected because it is smaller than the loop mixing into the scalar, and the scalar top coefficient $C_{S,R}^{\tau\tau}$ is also neglected.

7. Flat directions and tuning in EFTs

We now want to compare the number of constraints on $\mu \rightarrow e$ flavour-changing coefficients, to the number of operators in a “complete” basis – the difference will be the number of “flat” or unconstrained directions in parameter space.

In this counting, it is important to distinguish constraints from sensitivities. The bounds given in eqn. (15) are constraints, meaning that the sum on the left cannot exceed the number on the right. This is different from the commonly-quoted sensitivities (or

one-operator-at-a-time bounds), which give the value of a coefficient below which it is unobservable, and which do not allow for the possibility of cancellations among coefficients.

In the Effective Theory below m_W , a useful basis is the set of operators that are QED and QCD invariant, and that describe all the three or four-point functions that change lepton flavour from $\mu \rightarrow e$. These operators are of dimensions five, six and seven, and are listed, for instance, in [15]. We restrict to four-fermion operators whose second fermion bilinear is quark or lepton flavour-conserving (only these can contribute to $\mu \rightarrow e$ conversion), in which case the basis contains 82 operators.

Eqn. (15) gives the current $\mu \rightarrow e$ conversion bounds on four combinations of SI coefficients (two bounds for each electron chirality). There also should be two constraints on proton Spin-Dependent coefficients from Gold (since it has 79 protons), however the rate has not been calculated and could be quite small. In addition, there could be two constraints on neutron Spin-Dependent coefficients from Titanium, if the experimental target contained isotopes with an odd number of neutrons. So current data gives six or eight bounds.

With a wider variety of targets, and improved theoretical calculations, we showed in eqn. (18) that it could be possible to constrain 6 of the 8 SI coefficients, and we argued that eight of the 12 SD coefficients could be constrained.

There are also stringent constraints on $\mu \rightarrow e$ flavour-changing operator coefficients from $\mu \rightarrow e\gamma$ and $\mu \rightarrow e\bar{e}e$. Constructing a covariance matrix for these two processes using the theoretical Branching Ratio formulae from [14] gives the bounds:

$$\begin{aligned} |C_{D,R}|^2, |C_{D,L}|^2 &\leq \frac{BR_{\mu \rightarrow e\gamma}^{exp} BR_{\mu \rightarrow e\bar{e}e}^{exp}}{205e^2 BR_{\mu \rightarrow e\gamma}^{exp} + 384\pi^2 BR_{\mu \rightarrow e\bar{e}e}^{exp}} \\ |C_{S,RR}|^2, |C_{S,LL}|^2 &< 8BR_{\mu \rightarrow e\bar{e}e}^{exp} \\ |C_{V,RR}|^2, |C_{V,LL}|^2 \\ &\leq \frac{BR_{\mu \rightarrow e\bar{e}e}^{exp}}{2} \left(1 + \frac{32e^2 BR_{\mu \rightarrow e\gamma}^{exp}}{205e^2 BR_{\mu \rightarrow e\gamma}^{exp} + 384\pi^2 BR_{\mu \rightarrow e\bar{e}e}^{exp}} \right) \\ |C_{V,RL}|^2, |C_{V,LR}|^2 \\ &\leq BR_{\mu \rightarrow e\bar{e}e}^{exp} \left(1 + \frac{16e^2 BR_{\mu \rightarrow e\gamma}^{exp}}{205e^2 BR_{\mu \rightarrow e\gamma}^{exp} + 384\pi^2 BR_{\mu \rightarrow e\bar{e}e}^{exp}} \right) \end{aligned} \quad (20)$$

where the four-lepton operators are $\mathcal{O}_{V,XY} = (\bar{e}\gamma^\alpha P_X\mu)(\bar{e}\gamma_\alpha P_Y e)$, $\mathcal{O}_{S,XY} = (\bar{e}P_X\mu)(\bar{e}P_Y e)$.

Combining the constraints from $\mu \rightarrow e\gamma$, $\mu \rightarrow e\bar{e}e$ and the current $\mu \rightarrow e$ conversion data, gives 14 to 16 constraints. In the future, $\mu \rightarrow e$ conversion could give two more SI constraints and four more SD bounds, for a total of 22. Each constraint applies to an lengthy linear combination of coefficients at m_W ; nonetheless, there are therefore 60 to 68 combinations of coefficients (in the basis of QED \times QCD-invariant operators discussed above) which are unconstrained by $\mu \rightarrow e$ conversion, $\mu \rightarrow e\gamma$ and $\mu \rightarrow e\bar{e}e$.

In order to constrain the multitude of flat directions, other processes can be considered, such as contact interaction searches at the LHC [34] or vector meson decays [35]. However, it might be difficult to find a sufficient number of restrictive constraints. Let us here speculate about how credible it is for a model to sit out along such a “flat” direction, where the operator coefficients must be tuned against each other. We suppose that the coefficients parametrise the low energy behaviour of a renormalisable and natural high-scale model. However, since the coefficients are unknown functions of the model parameters, cancellations that reflect symmetries of the model could appear fortuitous in the EFT. We therefore allow arbitrary cancellations among coefficients at

the high scale. Then we assume that the model cannot know the scale at which we do experiments (despite that this is determined by mass ratios which it does know), so we do not allow coefficients to cancel the logarithms from Renormalisation Group running.

We see from eqn. (19) that the scalar and tensor operators run significantly with QCD, which suggests that they cannot cancel to more than one significant figure against each other or vector/axial coefficients. So a single constraint such as eqn. (19), naturally implies three independent constraints on the vectors, scalars and tensors. Then within each subset of operators, the QED anomalous dimension matrix could be diagonalised, with, in general, non-degenerate anomalous dimensions. So coefficients that cancel at the high scale, may differ by $\mathcal{O}(\frac{\alpha}{4\pi} \log)$ at low energy. We therefore conclude that cancellations are only “natural” to 3 significant figures, among operator coefficients with unequal anomalous dimensions: if the constraint applies to a sum of operator coefficients C_j weighted by numbers n_j

$$|\sum_j n_j C_j| < \epsilon \quad (21)$$

then each C_j in the sum satisfies a “naturalness bound” of order

$$C_j \lesssim \frac{4\pi\epsilon}{\alpha n_j} . \quad (22)$$

8. Summary

This letter studies the selection of targets for $\mu \rightarrow e$ conversion, with the aim that they probe independent combinations of $\mu \rightarrow e$ flavour-changing parameters, while including the theoretical uncertainties of the calculation. The rate is parametrised via the operators given in eqn. (1), and the theoretical uncertainties are reviewed in section 4. We take the current uncertainties to be $\sim 10\%$, and anticipate that this could be reduced to 5% in the future.

Using a parametrisation of targets as vectors in the space of operator coefficients, we reproduce the observation of Kitano, Koike and Okada (KKO) [16], that comparing light to heavy targets allows to distinguish scalar from vector operator coefficients. We also observe that comparing light targets with very different neutron-to-proton ratios could allow to distinguish operators involving neutrons from those involving protons. A reduction in the theory uncertainty would help to make this distinction. Lithium is the most promising target in the list for which KKO computed overlap integrals, however other light isotopes with higher n/p ratios, such as Beryllium10, could be interesting to consider.

The Spin-Dependent (SD) conversion rate is mentioned in the Appendix. We reiterate that the neutron vs proton operators can be distinguished by searching for SD conversion on nuclei with an odd neutron and with an odd proton. Comparing the SD rate on light vs heavy nuclei could allow to distinguish axial from tensor coefficients, but dedicated nuclear calculations would be required to confirm this.

We conclude that $\mu \rightarrow e$ conversion currently can constrain six to eight independent combinations of operator coefficients, and in the future could constrain fourteen coefficients. Combined with the eight bounds that can be obtained from $\mu \rightarrow e\gamma$ and $\mu \rightarrow e\bar{e}e$, this gives 14 (now) to 22 (in the future) constraints on the 82 operators in a QED \times QCD invariant operator basis below m_W , so there remain 60–68 “flat directions”, or combinations of coefficients that are unconstrained by the data.

For a model to be situated along one of the many flat directions, requires cancellations among various operator coefficients. We argued that it would be “unnatural” to have cancellations between terms at different order in the $\alpha \log$ expansion of EFT, so coefficients can only cancel against each other up to $\mathcal{O}(\frac{\alpha}{4\pi} \log)$,

and coefficients whose sum is constrained to be $\lesssim \epsilon$, should individually satisfy the “natural” bound $C \lesssim 4\pi\epsilon/\alpha$.

Acknowledgements

S.D. thanks the Galileo Galilei Institute for Theoretical Physics for hospitality, and the INFN for partial support, during the completion of this work. This work is supported in part by the Japan Society for the Promotion of Science (JSPS) KAKENHI Grant Nos. 25000004 and 18H05231 (Y.K.), and Grant-in-Aid for Scientific Research Numbers 16K05325 and 16K17693 (M.Y.).

Appendix A. The SD contribution

In this Appendix, we discuss how different targets could distinguish among the many operators that contribute to SD conversion.

We first recall the operators that contribute to the SD rate. For a fixed electron chirality, the pseudoscalar, axial vector and tensor nucleon currents become, in the non-relativistic limit [31]

$$\begin{aligned}\bar{u}_N(p_f)\gamma_5 u_N(p_i) &\rightarrow \vec{q} \cdot \vec{S}_N/m_N \\ \bar{u}_N(p_f)\gamma^\alpha\gamma_5 u_N(p_i) &\rightarrow (\vec{P} \cdot \vec{S}_N, 2\vec{S}_N)/m_N \\ \bar{u}_N(p_f)\sigma^{jk} u_N(p_i) &\rightarrow 2\epsilon^{jkl} S_l \\ \bar{u}_N(p_f)\sigma^{0l} u_N(p_i) &\rightarrow (iq^l - 2P_j S_k \epsilon^{jkl})/2m_N\end{aligned}\quad (23)$$

where $q = p_i - p_f$, and $P = p_f + p_i$. So they all connect the lepton current to the spin of the nucleon, and at zero-momentum transfer, the pseudoscalar nucleon current vanishes and the tensor current is twice the axial current. At finite momentum transfer ($q^2 \neq 0$), the P , A and T operators have different behaviours. Only the axial operator has been studied at $q^2 \neq 0$, in the case of (spin-dependent) WIMP scattering. Reference [11] made the curious observation for light targets, that the $q^2 \neq 0$ suppression of the vector and axial currents was very similar. We use this numerology to estimate the $S_I(m_\mu)/S_I(0)$ correction for Titanium and Gold in Table 1. As discussed in [11], this approximation may be reasonable for light nuclei, but is incredible for heavy nuclei such as Gold, where the muon wavefunction could give additional suppression.

The SD coefficients on neutrons, can be distinguished from those on protons, by comparing targets with an odd number of protons or neutrons [19]. This can be seen from Table 1, where the spin of a nucleus is largely due to the spin of the one unpaired nucleon. For instance, searching for $\mu \rightarrow e$ conversion on Aluminium, and on a Titanium target containing a sufficient abundance of spin-carrying isotope, would give independent constraints on SD coefficients on the proton and neutron.

It is possible that comparing heavy and light targets could distinguish axial from tensor operators. The estimate for the SD Branching ratio given in eqn. (4) assumes light nuclear targets (where the muon wavefunction is broader than the atom), and exhibits a degeneracy between the tensor and axial coefficients. If the same light-nucleus approximation is used to compute the SI rate, then the scalar and vector overlap integrals would be the same. Indeed, as pointed out by KKO, the scalar overlap integral becomes different from the vector in heavy nuclei, because the negative energy component of the electron wavefunction becomes relevant, and has opposite sign for vector and scalar (see KKO, eqns. (20)–(23)). There is a similar sign difference between tensor and axial operators, so one could hope to distinguish tensor from axial operators by comparing the SD rate in light and heavy nuclei. For instance, Table 1 suggests that $\mu \rightarrow e$ conversion on gold and lead could distinguish the axial from tensor operators respectively for protons and neutrons. However, one difficulty is that the SD rate is relatively suppressed with respect to the SI rate by

a factor $\sim 1/A^2$, which becomes more significant for heavier nuclei. The second difficulty is that dedicated nuclear calculations of the expectation value in the nucleus of the various SD operators, weighted by the lepton wavefunctions, would be required. These calculations currently do not exist.

Finally, in order to be sensitive to the Pseudoscalar operator, and to obtain reliable predictions for the SD rates, the finite momentum transfer should be taken into account. However, then in squaring the matrix element, the spin sums do not factorise from the sum of operator coefficients (as occurs for the SI rate, see eqn. (2)). This suggests that the nuclear calculation would need to be performed in the presence of the A , P and T operators in order to explore the prospects of distinguishing the pseudoscalar.

References

- [1] A.M. Baldini, et al., MEG Collaboration, Search for the lepton flavour violating decay $\mu^+ \rightarrow e^+ \gamma$ with the full dataset of the MEG experiment, *Eur. Phys. J. C* 76 (8) (2016) 434, <https://doi.org/10.1140/epjc/s10052-016-4271-x>, arXiv:1605.05081 [hep-ex].
- [2] A.M. Baldini, et al., MEG II Collaboration, The design of the MEG II experiment, arXiv:1801.04688 [physics.ins-det].
- [3] A. Blondel, et al., Research proposal for an experiment to search for the decay $\mu \rightarrow eee$, arXiv:1301.6113 [physics.ins-det].
- [4] Y. Kuno, COMET Collaboration, A search for muon-to-electron conversion at J-PARC: the COMET experiment, *PTEP* 2013 (2013) 022C01, <https://doi.org/10.1093/ptep/pts089>.
- [5] R.M. Carey, et al., Mu2e Collaboration, Proposal to search for $\mu^- N \rightarrow e^- N$ with a single event sensitivity below 10^{-16} , FERMILAB-PROPOSAL-0973.
- [6] Y. Kuno, et al., PRISM Collaboration, An experimental search for a $\mu N \rightarrow eN$ conversion at sensitivity of the order of 10^{-18} with a highly intense muon source: PRISM, J-PARC LOI, 2006, unpublished.
- [7] M. Koike, Y. Kuno, J. Sato, M. Yamanaka, A new idea to search for charged lepton flavor violation using a muonic atom, *Phys. Rev. Lett.* 105 (2010) 121601, <https://doi.org/10.1103/PhysRevLett.105.121601>, arXiv:1003.1578 [hep-ph].
- [8] Y. Uesaka, Y. Kuno, J. Sato, T. Sato, M. Yamanaka, Improved analyses for $\mu^- e^- \rightarrow e^- e^-$ in muonic atoms by contact interactions, *Phys. Rev. D* 93 (7) (2016) 076006, <https://doi.org/10.1103/PhysRevD.93.076006>, arXiv:1603.01522 [hep-ph].
- [9] Y. Uesaka, Y. Kuno, J. Sato, T. Sato, M. Yamanaka, Improved analysis for $\mu^- e^- \rightarrow e^- e^-$ in muonic atoms by photonic interaction, *Phys. Rev. D* 97 (1) (2018) 015017, <https://doi.org/10.1103/PhysRevD.97.015017>, arXiv:1711.08979 [hep-ph].
- [10] V. Cirigliano, R. Kitano, Y. Okada, P. Tuzon, On the model discriminating power of $\mu \rightarrow e$ conversion in nuclei, *Phys. Rev. D* 80 (2009) 013002, <https://doi.org/10.1103/PhysRevD.80.013002>, arXiv:0904.0957 [hep-ph].
- [11] S. Davidson, Y. Kuno, A. Saporta, Spin-dependent $\mu \rightarrow e$ conversion on light nuclei, *Eur. Phys. J. C* 78 (2) (2018) 109, <https://doi.org/10.1140/epjc/s10052-018-5584-8>, arXiv:1710.06787 [hep-ph].
- [12] H. Georgi, Effective field theory, *Annu. Rev. Nucl. Part. Sci.* 43 (1993) 209.
- [13] A. Pich, Effective field theory with Nambu–Goldstone modes, arXiv:1804.05664 [hep-ph]; A.V. Manohar, Introduction to effective field theories, arXiv:1804.05863 [hep-ph].
- [14] Y. Kuno, Y. Okada, Muon decay and physics beyond the standard model, *Rev. Mod. Phys.* 73 (2001) 151, <https://doi.org/10.1103/RevModPhys.73.151>, arXiv:hep-ph/9909265.
- [15] S. Davidson, $\mu \rightarrow e \gamma$ and matching at m_W , *Eur. Phys. J. C* 76 (7) (2016) 370, <https://doi.org/10.1140/epjc/s10052-016-4207-5>, arXiv:1601.07166 [hep-ph].
- [16] R. Kitano, M. Koike, Y. Okada, Detailed calculation of lepton flavor violating muon electron conversion rate for various nuclei, *Phys. Rev. D* 66 (2002) 096002, <https://doi.org/10.1103/PhysRevD.66.096002>; R. Kitano, M. Koike, Y. Okada, *Phys. Rev. D* 76 (2007) 059902, <https://doi.org/10.1103/PhysRevD.76.059902> (Erratum), arXiv:hep-ph/0203110.
- [17] W.H. Bertl, et al., SINDRUM II Collaboration, A search for muon to electron conversion in muonic gold, *Eur. Phys. J. C* 47 (2006) 337, <https://doi.org/10.1140/epjc/s2006-02582-x>; C. Dohmen, et al., SINDRUM II Collaboration, Test of lepton flavor conservation in $\mu \rightarrow e$ conversion on titanium, *Phys. Lett. B* 317 (1993) 631; W. Honecker, et al., SINDRUM II Collaboration, Improved limit on the branching ratio of $\mu \rightarrow e$ conversion on lead, *Phys. Rev. Lett.* 76 (1996) 200, <https://doi.org/10.1103/PhysRevLett.76.200>.
- [18] M. Hoferichter, P. Klos, A. Schwenk, Chiral power counting of one- and two-body currents in direct detection of dark matter, *Phys. Lett. B* 746 (2015) 410, <https://doi.org/10.1016/j.physletb.2015.05.041>, arXiv:1503.04811 [hep-ph].

- [19] V. Cirigliano, S. Davidson, Y. Kuno, Spin-dependent $\mu \rightarrow e$ conversion, Phys. Lett. B 771 (2017) 242, <https://doi.org/10.1016/j.physletb.2017.05.053>, arXiv:1703.02057 [hep-ph].
- [20] T. Suzuki, D.F. Measday, J.P. Roalsvig, Total nuclear capture rates for negative muons, Phys. Rev. C 35 (1987) 2212, <https://doi.org/10.1103/PhysRevC.35.2212>.
- [21] J. Engel, M.T. Ressel, I.S. Towner, W.E. Ormand, Response of mica to weakly interacting massive particles, Phys. Rev. C 52 (1995) 2216, <https://doi.org/10.1103/PhysRevC.52.2216>, arXiv:hep-ph/9504322.
- [22] P. Klos, J. Menendez, D. Gazit, A. Schwenk, Large-scale nuclear structure calculations for spin-dependent WIMP scattering with chiral effective field theory currents, Phys. Rev. D 88 (8) (2013) 083516, <https://doi.org/10.1103/PhysRevD.88.083516>; P. Klos, J. Menendez, D. Gazit, A. Schwenk, Phys. Rev. D 89 (2) (2014) 029901, <https://doi.org/10.1103/PhysRevD.89.029901> (Erratum), arXiv:1304.7684 [nucl-th].
- [23] A. Badertscher, et al., New upper limits for muon–electron conversion in sulfur, Lett. Nuovo Cimento 28 (1980) 401, <https://doi.org/10.1007/BF02776193>.
- [24] J. Engel, P. Vogel, Phys. Rev. D 40 (1989) 3132–3135.
- [25] D.A. Bryman, M. Blecher, K. Gotow, R.J. Powers, Search for the reaction $\mu^- \text{Cu} \rightarrow e^+ \text{Co}$, Phys. Rev. Lett. 28 (1972) 1469, <https://doi.org/10.1103/PhysRevLett.28.1469>.
- [26] R. Kadono, et al., Repolarization of negative muons by polarized Bi-209 nuclei, Phys. Rev. Lett. 57 (1986) 1847, <https://doi.org/10.1103/PhysRevLett.57.1847>, arXiv:1610.08238 [nucl-ex].
- [27] Y. Kuno, K. Nagamine, T. Yamazaki, Polarization transfer from polarized nuclear spin to μ^- spin in muonic atom, Nucl. Phys. A 475 (1987) 615, [https://doi.org/10.1016/0375-9474\(87\)90228-4](https://doi.org/10.1016/0375-9474(87)90228-4).
- [28] V.A. Bednyakov, F. Simkovic, Nuclear spin structure in dark matter search: the finite momentum transfer limit, Phys. Part. Nucl. 37 (2006) S106, <https://doi.org/10.1134/S1063779606070057>, arXiv:hep-ph/0608097.
- [29] K.J.R. Rosman, P.D.P. Taylor, Pure Appl. Chem. 71 (1999) 1593–1607.
- [30] V. Cirigliano, M.L. Graesser, G. Ovanessian, WIMP-nucleus scattering in chiral effective theory, J. High Energy Phys. 1210 (2012) 025, [https://doi.org/10.1007/JHEP10\(2012\)025](https://doi.org/10.1007/JHEP10(2012)025), arXiv:1205.2695 [hep-ph].
- [31] M. Cirelli, E. Del Nobile, P. Panci, Tools for model-independent bounds in direct dark matter searches, J. Cosmol. Astropart. Phys. 1310 (2013) 019, <https://doi.org/10.1088/1475-7516/2013/10/019>, arXiv:1307.5955 [hep-ph].
- [32] A. Crivellin, S. Davidson, G.M. Pruna, A. Signer, Renormalisation-group improved analysis of $\mu \rightarrow e$ processes in a systematic effective-field-theory approach, J. High Energy Phys. 1705 (2017) 117, arXiv:1702.03020 [hep-ph].
- [33] S. Durr, et al., Lattice computation of the nucleon scalar quark contents at the physical point, Phys. Rev. Lett. 116 (17) (2016) 172001, <https://doi.org/10.1103/PhysRevLett.116.172001>, arXiv:1510.08013 [hep-lat].
- [34] Y. Cai, M.A. Schmidt, A case study of the sensitivity to LFV operators with precision measurements and the LHC, J. High Energy Phys. 1602 (2016) 176, [https://doi.org/10.1007/JHEP02\(2016\)176](https://doi.org/10.1007/JHEP02(2016)176), arXiv:1510.02486 [hep-ph].
- [35] W. Love, et al., CLEO Collaboration, Search for lepton flavor violation in upsilon decays, Phys. Rev. Lett. 101 (2008) 201601, <https://doi.org/10.1103/PhysRevLett.101.201601>, arXiv:0807.2695 [hep-ex]; J.P. Lees, et al., BaBar Collaboration, Search for charged lepton flavor violation in narrow upsilon decays, Phys. Rev. Lett. 104 (2010) 151802, <https://doi.org/10.1103/PhysRevLett.104.151802>, arXiv:1001.1883 [hep-ex].