



HAL
open science

Failure analysis of composite bolted joints by an experimental and numerical approach

Benoît Montagne, Frederic Lachaud, Eric Paroissien, Dominique Martini

► To cite this version:

Benoît Montagne, Frederic Lachaud, Eric Paroissien, Dominique Martini. Failure analysis of composite bolted joints by an experimental and numerical approach. 18th European Conference on Composite Materials (ECCM18), Jun 2018, Athens, Greece. Proceedings of the 18th European Conference on Composite Materials (ECCM18), pp.1-1, 2018. hal-01892095

HAL Id: hal-01892095

<https://hal.science/hal-01892095>

Submitted on 10 Oct 2018

HAL is a multi-disciplinary open access archive for the deposit and dissemination of scientific research documents, whether they are published or not. The documents may come from teaching and research institutions in France or abroad, or from public or private research centers.

L'archive ouverte pluridisciplinaire **HAL**, est destinée au dépôt et à la diffusion de documents scientifiques de niveau recherche, publiés ou non, émanant des établissements d'enseignement et de recherche français ou étrangers, des laboratoires publics ou privés.



Open Archive Toulouse Archive Ouverte (OATAO)

OATAO is an open access repository that collects the work of some Toulouse researchers and makes it freely available over the web where possible.

This is an author's version published in: <https://oatao.univ-toulouse.fr/20780>

To cite this version :

Montagne, Benoît and Lachaud, Frédéric and Paroissien, Eric and Martini, Dominique Failure analysis of composite bolted joints by an experimental and numerical approach. (2018) In: 18th European Conference on Composite Materials (ECCM18), 24 June 2018 - 28 June 2018 (Athens, Greece).

Any correspondence concerning this service should be sent to the repository administrator:

tech-oatao@listes-diff.inp-toulouse.fr

Failure analysis of composite bolted joints by an experimental and numerical approach

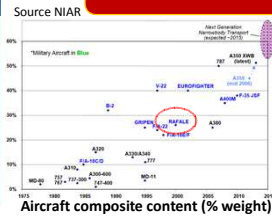
B. Montagne¹, F. Lachaud¹, E. Paroissien¹ and D. Martini²

¹Institut Clément Ader (ICA), Université de Toulouse, ISAE-SUPAERO, IMT Mines Albi, UTIII, INSA, CNRS, 3 rue Caroline Aigle 31400 Toulouse, France
 Email: benoit.montagne@isae-supaero.fr, frederic.lachaud@isae-supaero.fr, eric.paroissien@isae-supaero.fr

²Dassault Aviation, 78 Quai Marcel Dassault 92210 Saint-Cloud, France
 Email: dominique.martini@dassault-aviation.com

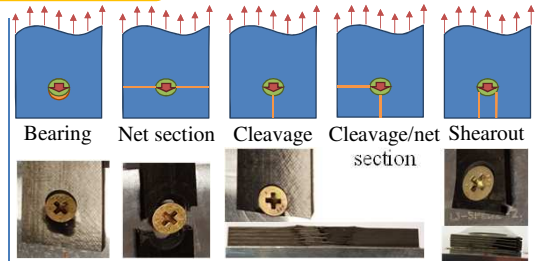
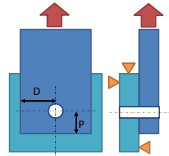
Keywords : Composite material, bolted joint, finite element analysis

Introduction and context



Studied design parameters

- End distance P
- Width 2D
- Load orientation



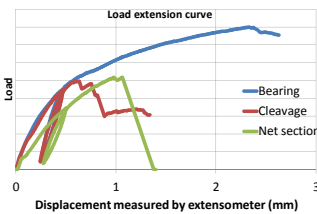
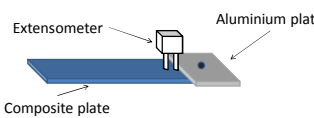
Failure modes of composite bolted joints

- Few composite parts on Falcon aircrafts
- Need to master composite bolted joint behavior to satisfy performance and safety requirements

Objective: Define the necessary numerical modelling complexity for characterizing the effects of the design parameters on the failure modes of composite bolted joints

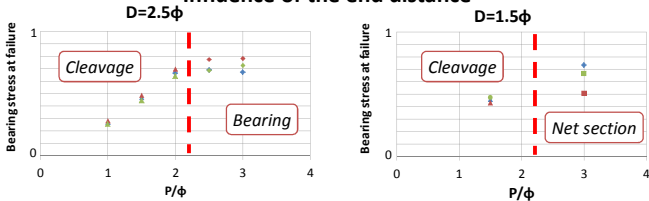
Experimental results and database analysis

Experimental settings for tests on supported single shear specimens



- Bearing stress at failure = $\frac{F_{max}}{t \times \phi}$
- t : thickness ϕ : bolt diameter

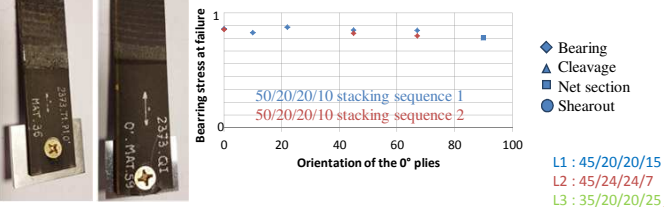
Influence of the end distance



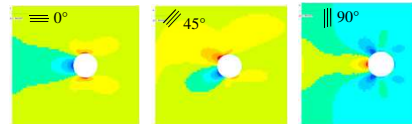
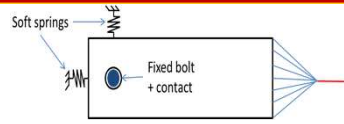
Influence of the width



Influence of the load orientation



Two-dimensional finite element analysis



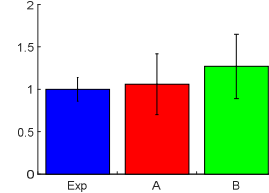
ϵ_{FF} in the different plies orientation (here $P=3\phi$ and $D=2.5\phi$)

Criteria applied on each plies orientation:

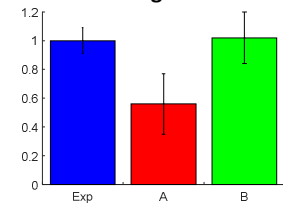
- Maximal stress criterion (A)
- Modified Hashin's criteria (B)
- Net section (criteria on 0° plies)
- Cleavage (criteria on 90°)
- Bearing (criteria on 0° and $\pm 45^\circ$)

$$\frac{\sigma_{FF}}{\sigma_{RT/C}} \quad \left(\frac{\sigma_{11}}{\sigma_{RT/C}} \right)^2 + \left(\frac{\sigma_{12}}{\sigma_{RT/C}} \right)^2$$

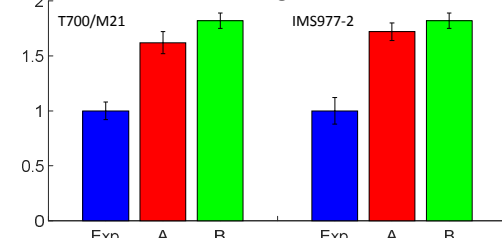
Net section failure



Cleavage failure



Bearing failure



Conclusions

Experimental database analysis:
 Influence of the design parameters on failure modes and stresses:

- P is the most important parameter
- D and the load orientation have a lower influence

Numerical 2D model:

- Dispersions of criteria generally higher than experimental data
- Simple macroscopic criteria do not always predict failure
- Significant effect of shear

Perspectives

Improving the FE modeling:

- Secondary bending effect
- Out of plane effect modifying the stress field distribution
- Non linear behavior of composite material:
- Identify the role of each damage on the different failure modes

