



**HAL**  
open science

## **In-situ viscometry during hydrolysis of lignocellulosic materials by single and cocktail enzymatic activities: from material impact to viscosity overshoot**

Tuan Le, Dominique Anne-Archard, Véronique Coma, Xavier Cameleyre, Eric Lombard, Kim Anh To, Tuan Anh Pham, Tien Cuong Nguyen, Luc Fillaudeau

### ► To cite this version:

Tuan Le, Dominique Anne-Archard, Véronique Coma, Xavier Cameleyre, Eric Lombard, et al.. In-situ viscometry during hydrolysis of lignocellulosic materials by single and cocktail enzymatic activities: from material impact to viscosity overshoot. 16. Congrès de la Société Française de Génie des Procédés "Le Génie des Procédés au Service de l'Homme" (SFGP 2017), Jul 2017, Nancy, France. 1054 p. hal-01886476

**HAL Id: hal-01886476**

**<https://hal.science/hal-01886476>**

Submitted on 2 Jun 2020

**HAL** is a multi-disciplinary open access archive for the deposit and dissemination of scientific research documents, whether they are published or not. The documents may come from teaching and research institutions in France or abroad, or from public or private research centers.

L'archive ouverte pluridisciplinaire **HAL**, est destinée au dépôt et à la diffusion de documents scientifiques de niveau recherche, publiés ou non, émanant des établissements d'enseignement et de recherche français ou étrangers, des laboratoires publics ou privés.

# **IN-SITU VISCOMETRY DURING HYDROLYSIS OF LIGNOCELLULOSIC MATERIALS BY SINGLE AND COCKTAIL ENZYMATIC ACTIVITIES: FROM MATERIAL IMPACT TO VISCOSITY OVERSHOOT**

Tuan Le<sup>1,2,4</sup>, Dominique Anne-Archard<sup>3,4</sup>, Véronique Coma<sup>5</sup>, Xavier Cameleyre<sup>1</sup>, Eric Lombard<sup>1</sup>, Kim Anh To<sup>2</sup>, Tuan Anh Pham<sup>2</sup>, Tien Cuong Nguyen<sup>1,2</sup>, Luc Fillaudeau<sup>1,4\*</sup>.

1- Laboratoire d'Ingénierie des Systèmes Biologiques et des Procédés (LISBP), Université de Toulouse; INSA; INRA UMR792, CNRS UMR5504, Toulouse, France.

2- Center for Research and Development in Biotechnology (CRDB), Schools of Biotechnology and Food Technology (SBFT), Hanoi University of Science and Technology, Hanoi, Viet Nam.

3- Institut de Mécanique des Fluides de Toulouse (IMFT) - Université de Toulouse, CNRS-INPT-UPS, Toulouse, France.

4- Fédération de Recherche FERMAT (Fluides, Energie, Réacteurs, Matériaux et Transferts), Université de Toulouse, CNRS, INPT, INSA, UPS, Toulouse, France.

5- Laboratoire de Chimie des Polymères Organiques (LCPO), Bordeaux, France.

Email of corresponding author: [luc.fillaudeau@insa-toulouse.fr](mailto:luc.fillaudeau@insa-toulouse.fr)

Keywords: lignocellulose substrate, in-situ rheometry, hydrolysis, pure activity, enzymatic cocktail.

## **Suspension viscometry**

Rheological characterization of lignocellulosic suspension is a fundamental research to overpass physical limitations during enzymatic hydrolysis. In this study, the rheological properties of lignocellulosic suspensions (filter paper - FP, paper pulp - PP and pretreated sugarcane bagasse - SCB) and their evolution during enzymatic hydrolysis were investigated by in-situ measurements. All tested suspensions behaved as shear thinning fluids and a critical concentration reflecting the change between diluted to semi-dilute regimes were identified. The relationship between substrate concentration and initial suspension viscosity was characterized using Krieger-Dougherty and Simha models with excellent accuracy (Figure 1).

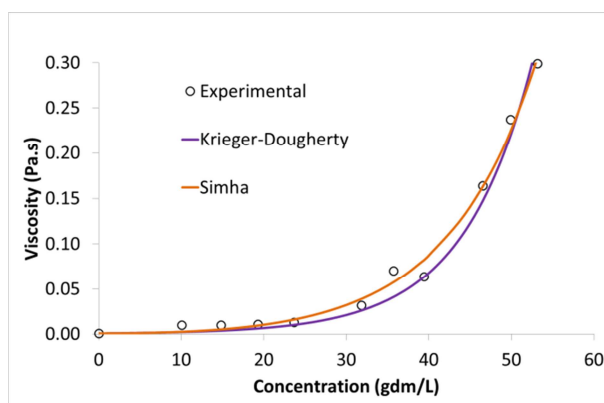


Figure 1. Proposed viscosity models for SCB suspension at 100rpm.

## **Impact of enzyme loading and cellulase activities**

Single (endo-glucanase), mixed (endo-glucanase, exo-glucanase and  $\beta$ -glucosidase) and commercial cocktail (C-tec2, Novozymes) enzyme activities were evaluated for liquefaction ability in semi-dilute conditions (1.5 to 2 times higher than critical concentrations). For Ctec2, the liquefaction efficiency was proportional to enzyme-to-substrate ratio. However experimental results confirmed that only endo-glucanase played a key role in the liquefaction mechanism and kinetics whereas exo-glucanase and  $\beta$ -glucosidase contributions remain negligible. In the FP and PP slurries, single endo-glucanase strongly reduced suspension viscosity by 55% and 34% after 24h compared to the blank experiment, respectively. In the sugarcane bagasse slurries, a swelling phenomenon of suspension was observed

with all tested activities. It led to a significant overshoot in viscosity during the first stage of hydrolysis. This phenomenon was assumed to be the separation of agglomerates into individual fragments under enzymatic actions.

### Suspension rheological behavior

An alternative approach to investigate and to follow the evolution of rheological behavior during enzymatic hydrolysis was proposed and validated. The mixing rate was periodically increased from 100 to 125 rpm during 60s, the real-time and in-situ data (torque, mixing rate) permitted to evaluate power-law index under laminar and transitional flow regimes. A decrease in shear-thinning properties during enzymatic hydrolysis was finely quantified and correlated with biochemical kinetics and yields (Figure 2).

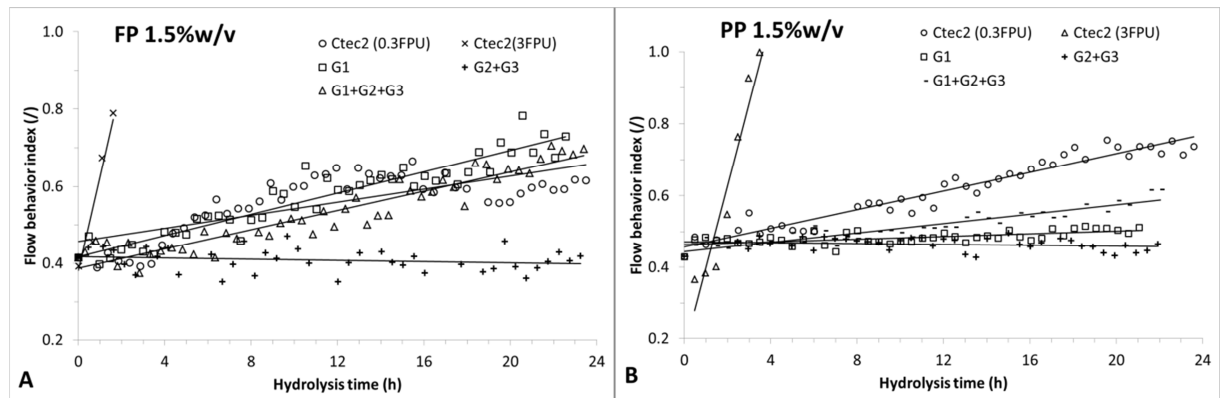


Figure 2. Evolution of flow behavior index (n) for FP 1.5% w/v (A) and PP 3%w/v (B) as a function of time. E/S ratios for G1, G2+G3 and G1+G2+G3 are equivalent to 0.3 FPU of Ctec2/g cellulose.

### Kinetics modeling of viscosity

The viscosity-hydrolysis time relationship was modeled in order to predict the liquefaction progress during enzymatic hydrolysis of the lignocellulose substrate. Exponential (1) and power (2) equations were used for this kinetics modeling. Both models showed excellent accurate with a correlation coefficient  $R^2$  greater than 0.96 in all cases (Figure 3).

$$\mu - \mu_w = A \times e^{-k''t} + B \quad (1)$$

$$-\frac{d(\mu - \mu_w)}{dt} = k' \times (\mu - \mu_w)^{n'} \quad (2)$$

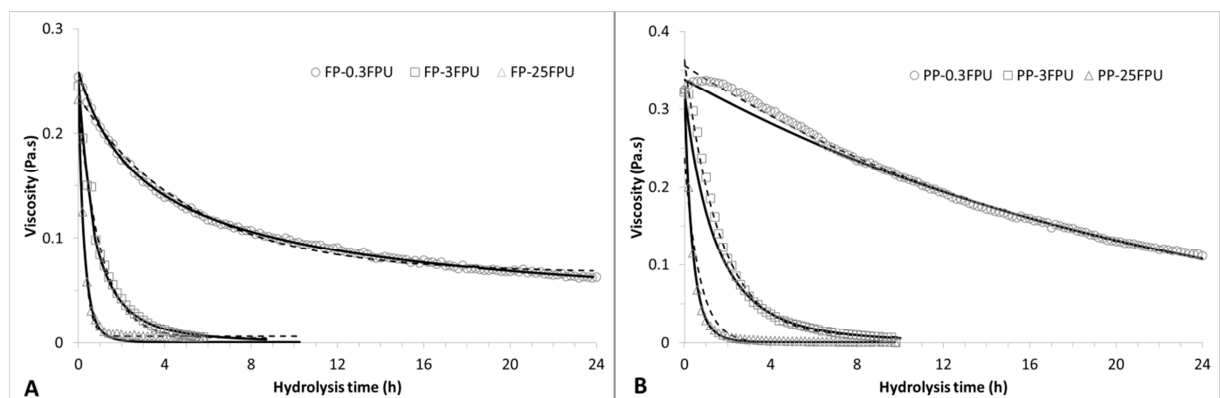


Figure 3. Suspension viscosity at differences enzyme loading for FP 1.5%w/v (A) and PP1.5%w/v (B). Predicted curves were plotted in full line for power equation and dash line for exponential equation. Experimental data were simplified to 5 points per hour.