



HAL
open science

Competing collinear magnetic structures in superconducting FeSe by first-principles quantum Monte Carlo calculations

Brian Busemeyer, Mario Dagrada, Sandro Sorella, Michele Casula, Lucas K. Wagner

► **To cite this version:**

Brian Busemeyer, Mario Dagrada, Sandro Sorella, Michele Casula, Lucas K. Wagner. Competing collinear magnetic structures in superconducting FeSe by first-principles quantum Monte Carlo calculations. *Physical Review B: Condensed Matter and Materials Physics (1998-2015)*, 2016, 94 (3), 10.1103/PhysRevB.94.035108 . hal-01886273

HAL Id: hal-01886273

<https://hal.science/hal-01886273v1>

Submitted on 11 Nov 2024

HAL is a multi-disciplinary open access archive for the deposit and dissemination of scientific research documents, whether they are published or not. The documents may come from teaching and research institutions in France or abroad, or from public or private research centers.

L'archive ouverte pluridisciplinaire **HAL**, est destinée au dépôt et à la diffusion de documents scientifiques de niveau recherche, publiés ou non, émanant des établissements d'enseignement et de recherche français ou étrangers, des laboratoires publics ou privés.



CHORUS

This is the accepted manuscript made available via CHORUS. The article has been published as:

Competing collinear magnetic structures in superconducting FeSe by first-principles quantum Monte Carlo calculations

Brian Busemeyer, Mario Dagrada, Sandro Sorella, Michele Casula, and Lucas K. Wagner

Phys. Rev. B **94**, 035108 — Published 5 July 2016

DOI: [10.1103/PhysRevB.94.035108](https://doi.org/10.1103/PhysRevB.94.035108)

Competing collinear magnetic structures in superconducting FeSe by first principles quantum Monte Carlo calculations

Brian Busemeyer,¹ Mario Dagrada,² Sandro Sorella,³ Michele Casula,² and Lucas K. Wagner¹

¹*Department of Physics, University of Illinois at Urbana-Champaign*

²*IMPMC, Sorbonne Universités, Université Pierre et Marie Curie, CNRS, IRD, MNHN, 4 place Jussieu, 75252 Paris, France*

³*SISSA International School for Advanced Studies, Via Bonomea 265, I-34136 Trieste, Italy*

(Dated: June 7, 2016)

Resolving the interplay between magnetic interactions and structural properties in strongly correlated materials through a quantitatively accurate approach has been a major challenge in condensed matter physics. Here we apply highly accurate first principles quantum Monte Carlo (QMC) techniques to obtain structural and magnetic properties of the iron selenide (FeSe) superconductor under pressure. Where comparable, the computed properties are very close to the experimental values. Of potential ordered magnetic configurations, collinear spin configurations are the most energetically favorable over the explored pressure range. They become nearly degenerate in energy with bicollinear spin orderings at around 7 GPa, when the experimental critical temperature T_c is the highest. On the other hand, ferromagnetic, checkerboard, and staggered dimer configurations become relatively higher in energy as the pressure increases. The behavior under pressure is explained by an analysis of the local charge compressibility and the orbital occupation as described by the QMC many-body wave function, which reveals how spin, charge and orbital degrees of freedom are strongly coupled in this compound. This remarkable pressure evolution suggests that stripe-like magnetic fluctuations may be responsible for the enhanced T_c in FeSe and that higher T_c is associated with nearness to a crossover between collinear and bicollinear ordering.

INTRODUCTION

The quest for a microscopic theory of unconventional or high-temperature superconductivity is a major challenge in condensed matter physics. The discovery of iron-based superconductors in 2006 [1] was an important contribution to the field since it added a second class of high-temperature unconventional superconductors to the experimental roster, along with the cuprate superconductors. Despite their different electronic structure, their phase diagrams have striking similarities[2, 3], particularly the proximity of the superconducting phase with an antiferromagnetic state. This behavior, along with other considerations[4–8], makes it likely that spins and magnetism are important in determining the superconducting state.

FeSe is a particularly interesting example of the iron-based superconductors for several reasons. Its critical temperature is strongly dependent on pressure[8–10], reaching 37 K at 7 GPa. At ambient conditions, FeSe has a simple P4/nmm crystal structure with two inequivalent Fe and Se positions per unit cell, and it undergoes a distortion from tetragonal to orthorhombic symmetry by cooling it down below 91 K, while it becomes superconducting below 8 K at ambient pressure. An intriguing peculiarity of FeSe is that, at variance with most of the iron-based superconductors, it does not show any long-range magnetic order at ambient pressure[11]. In spite of this, very strong antiferromagnetic spin fluctuations have been revealed by neutron scattering experiments (see for example Ref. 12) in the proximity of the

superconducting phase. Their role in driving the nematic transition and their connection to superconductivity have been the subject of intense debate. All these aspects make it attractive for computational techniques to correlate microscopic electronic structure with the superconductivity and it is therefore one of the most studied iron-based superconductors. However, the precise calculation of the properties of this material remains challenging from first principles methods such as density functional theory (DFT) due to strong electron correlation.

For example, the PBE band structure is in poor agreement with experiments which report a considerably narrower bandwidth[13, 14]. Furthermore the FeSe lattice constants display an average error of ~ 0.1 Å independently from the exchange correlation functional employed (see for instance Ref [15] and Tab I). Despite useful work using dynamical mean field theory[16–28] and GW[29–31] methods, there is a need for high quality calculations that can better describe the electronic and crystal structure of these materials.

In this article, we describe the results of first principles quantum Monte Carlo simulations of the magnetic behavior of FeSe under pressure. The main method used in this article, fixed node diffusion Monte Carlo (FN-DMC), has been shown recently to offer very accurate results on a number of challenging materials, including VO₂[32], cuprates [33, 34] and other transition metal oxides as well as rare earths as cerium [35]. Furthermore, a recent work [36], based on quantum Monte Carlo techniques, successfully tackled the problem of pairing symmetry in FeSe itself.

We find that, compared to commonly used density

functional theory calculations, the FN-DMC calculations obtain more accurate lattice constants, bulk moduli, and band dispersion. By increasing the pressure, the difference in energy of ordered magnetic states with stripe-like order goes to zero with pressure, while checkerboard-like magnetic states increase in energy. The convergence of the stripe-like magnetic states is correlated with the increase in T_c in this material under pressure, which offers a tantalizing connection to spin fluctuations as a potential origin. Such behavior may be a calculable design principle for new unconventional superconducting materials.

METHODS

Fixed-node diffusion Monte Carlo

Fixed-node diffusion Monte Carlo [37] is a stochastic approach to solving the exact first-principles imaginary-time Schrödinger equation. FN-DMC is a variational (upper bound to the ground state) method with no adjustable parameters. FN-DMC is a projector-based approach, which projects out the ground-state wave function via repeated application of the operator $e^{-(\hat{H}-E_0)\tau}$ on some trial wavefunction $|\Psi_T\rangle$:

$$\begin{aligned} |\Psi_{\text{DMC}}\rangle &= \lim_{\tau \rightarrow \infty} e^{-(\hat{H}-E_0)\tau} |\Psi_T\rangle \\ &= \lim_{\tau \rightarrow \infty} \sum_i e^{-(E_i-E_0)\tau} |\Psi_i\rangle \langle \Psi_i | \Psi_T \rangle \\ &= |\Psi_0\rangle \langle \Psi_0 | \Psi_T \rangle \end{aligned}$$

With no further approximation, this method is exact; however, it suffers from the well-known fermion sign problem. This is circumvented in FN-DMC with the fixed-node approximation [38, 39], which constrains the projected wave function to have the same nodes as the starting trial wave function. If the nodal structure of the trial wave function coincides with the ground-state one, the method remains exact. In practice, for accurate trial wavefunctions, this approximation introduces small errors that we will estimate.

We used a single Slater-Jastrow trial wave function *ansatz* as follows:

$$\Psi(\mathbf{R}_{\text{el}}) = \text{Det} \left[\phi_i^\uparrow(r_j^\uparrow) \right] \text{Det} \left[\phi_i^\downarrow(r_j^\downarrow) \right] \exp \left[\sum_{\alpha, i, j} u(r_{i\alpha}, r_{j\alpha}, r_{ij}) \right] \quad (1)$$

where $\mathbf{R}_{\text{el}} = \{\mathbf{r}_1, \mathbf{r}_2, \mathbf{r}_3, \dots\}$, i, j refer to electrons, α refers to nuclei, and \uparrow / \downarrow indicate spin up/down respectively. Since the FN-DMC result is determined by the nodes of the determinants in Eq. 1, the orbitals $\{\phi_i^{\uparrow/\downarrow}\}$ determine the degree of the fixed node approximation. To test the effect of these orbitals, we use two approaches. The first optimizes a parameter in density functional theory

used to generate the orbitals, and is the less computationally demanding of the two. The parameter to be optimized in the Slater determinant is the amount of exact exchange w , for which we find the optimal value near $w = 0.25$. This corresponds to the PBE0 functional, and this optimum is often the case for similar calculations on transition metal systems [40]. For consistency, we used $w = 0.25$ for all our calculations, and we denote this method by DMC(PBE0). The details of the optimization of functional and of the parameter, w , is reported in the appendix. The second QMC approach used in this work performs a complete variational optimization of the determinant orbitals within a relatively small basis set, and is more computationally demanding but in principle more accurate. These calculations are denoted throughout the paper with the label QMC(opt), where QMC will refer to VMC or DMC depending on the calculation. Further information on the orbital optimization procedure is provided in the Supplementary Material. In our tests for FeSe, while the DMC(opt) technique did obtain lower energies as expected, the energy differences were consistent between the two techniques, so most data is obtained from DMC(PBE0).

All DMC(PBE0) calculations were done within the open-source package QWalk [41], with orbitals generated by DFT calculations performed with the DFT code CRYSTAL [42]. For the DMC(opt) method, we used the package TurboRVB [43].

Our only approximation to the Hamiltonian is a Dirac-Fock pseudopotential designed specifically for quantum Monte Carlo calculations [44, 45]. The energy difference between the collinear and checkerboard magnetic state is consistent between an all-electron and pseudopotential PBE0 calculation within 0.01 eV. The convergence of the most important parameters in both our QMC methods is shown in the ‘‘Convergence and validation’’ section of the appendix. For the FeSe crystal structure, the anion height above the iron planes is the only internal parameter of the compound in the tetragonal P4/nmm phase. This parameter represents a crucial ingredient to determine the magnetic behavior of FeSe, but its evaluation by first-principles methods is a challenging task, as detailed in the section titled ‘‘Crystal structure.’’ The optimization of the Se height is carried out with two different procedures. For the DMC(PBE0) method, the relaxed value is obtained by fitting a total energy curve with a cubic function. In the VMC(opt), the optimized Se height value is obtained by a direct minimization of the ionic forces within the variational Monte Carlo framework [46]. By including the cell parameters in the minimization procedure, we are able to fully relax the crystal structure of FeSe at different magnetic orderings. We consider a minimization converged when both the forces and their error bars are lower than 10^{-3} Ha/a.u. per atom.

We found that effects due to the finite size of the simulation cell, or finite size errors (FSEs), constitute the

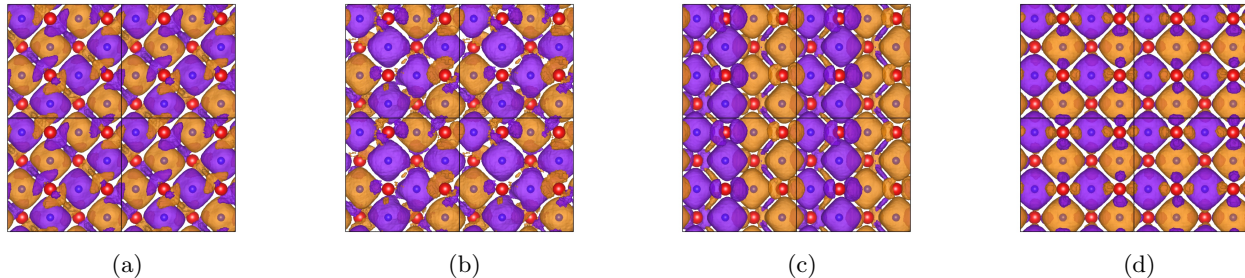


FIG. 1: Spin densities of magnetic orderings at ambient pressure, (a) collinear, (b) collinear, 1 flip, (c) bicollinear, and (d) checkerboard. Four unit cells of a single iron layer are shown, divided by black lines. “Collinear, 1 flip” refers to flipping the spin of one iron per unit cell in the collinear configuration. Since four unit cells are shown above, there are four “flipped” iron moments shown in this plot. The larger red Se atoms lie above and below the plane and show significantly smaller spin density. Irons are smaller and blue, and lie within larger concentration of spin. The two colors of the isosurfaces denote density of up and down.

major source of systematic error for both DMC(PBE0) and DMC(opt). We apply several techniques in order to reduce FSEs. All DMC(PBE0) calculations are twist averaged [47] over 8 twist conditions on the 8 f.u. FeSe supercell; DMC(opt) results are instead obtained with a larger 16 f.u. supercell averaging over periodic and antiperiodic boundary conditions; further corrections are then applied to cure one-body and two-body FSEs. In both cases, we managed to reduce the impact of FSEs below the desired accuracy on energy calculations. A detailed explanation of the procedures used to control FSEs is given in the appendix.

RESULTS

Trial wave functions and ground state

For the wave function in Eq. 1, there are many local minima both in preparing the Kohn-Sham orbitals using density functional theory and in optimizing the orbitals directly. These minima correspond to different magnetic orderings of the Fe spins. The most relevant ones are presented in Fig. 1. We also included a type of paramagnetic state in which the up and down spin orbitals are constrained to be equal, but we found that state to be more than 0.5 eV/Fe higher in energy than any magnetically ordered wavefunction. The ground state thus seems to require large local moments on the Fe atoms.

While it is known experimentally that FeSe does not have long-range ordering [11], the calculations here enforce periodic boundary conditions on a relatively small cell and thus cannot describe long-range fluctuations of the magnetic order that might be the cause of loss of long-range order. For the experimental crystal structure, the collinear magnetic ordering is the lowest in energy in our calculations and is observed to be the dominant short-range order experimentally [50]. The energetic cost of introducing a “defect” into the magnetic

order is quite small; we will discuss that aspect later. Both the DMC(opt) and DMC(PBE0) approaches result in a rather large magnetic moment on the Fe atom. For the collinear magnetic ordering we obtain a value of $\sim 3.4 \mu_B$ for DMC(PBE0), and a slightly lower $\sim 3.1 \mu_B$ for the fully optimized calculations. In both cases the magnetic moment is close to the atomic limit.

Between the two DMC approaches, the energy difference between different magnetic orderings is in agreement within stochastic errors, so there is good reason to believe that the cheaper DMC(PBE0) technique is accurate. In comparison to PBE calculations, which are the most common in the literature, the relative energies according DMC are quite different, including the lowest energy magnetic phase, which is the “staggered dimer” configuration in DFT [51–53], but turns out to be the collinear configuration in DMC. It appears that hybrid DFT calculations in the PBE0 approximation obtain reasonably good magnetic energy differences in comparison to DMC; since this functional also produced the orbitals that gave the lowest FN-DMC energy, it may be capturing some of the correct physics for the magnetic properties of this material. However, the PBE0 functional predicts an insulating gap[54] for FeSe for all magnetic orderings, in contrast to DMC and experiment.

Crystal structure

Obtaining the correct crystal structure for FeSe is a major challenge, since the layers interact through non-bonded interactions. The c lattice parameter in particular is affected by Van der Waals interactions and electron correlation plays a key role in determining the in-plane physics. The behavior of FeSe’s superconducting properties under pressure gives another clue on the importance of structural variations in its description. A first-principles prediction of the lattice parameters is thus an important test of the description of this physics. Since

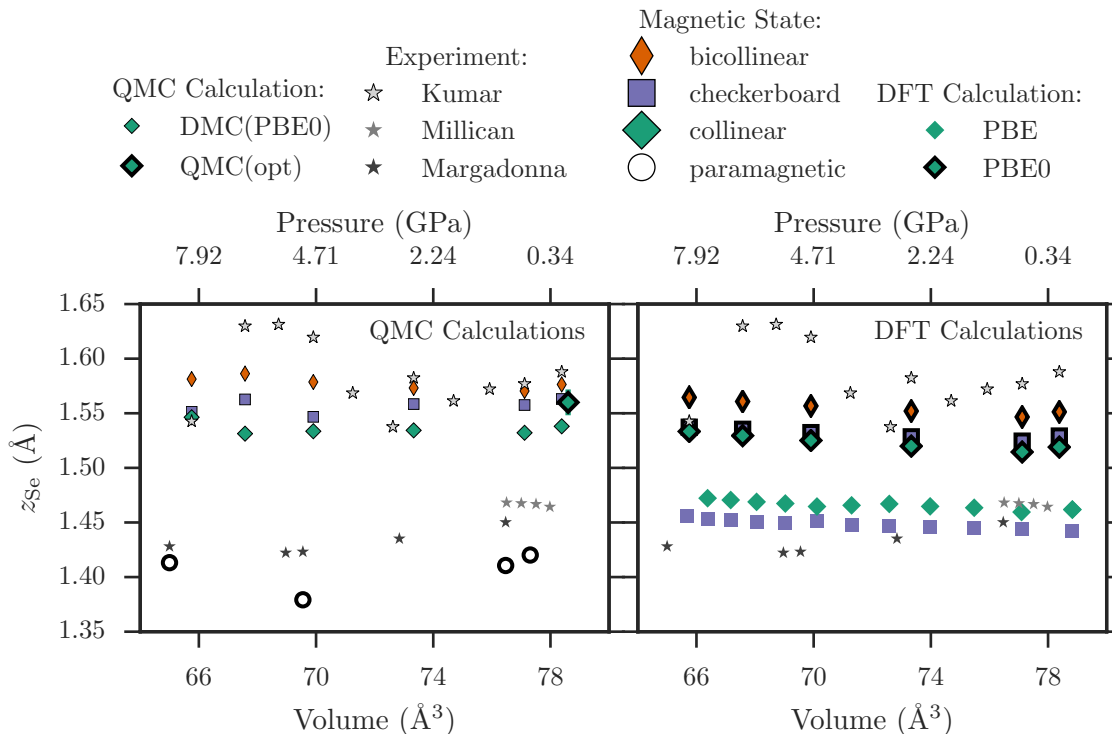


FIG. 2: Selection of experimental measurements from Margadonna *et al.* [10], Kumar *et al.* [48], and Millican *et al.* [49] of the selenium height, z_{Se} , as a function of pressure, along with corresponding QMC (left) and DFT (right) predictions. QMC(opt) refers to calculations done with a fully optimized Slater determinant, which was VMC for the paramagnetic state (open circles), and DMC for the collinear state (green diamonds). The fully-optimized QMC calculation is done at Γ -point only, but at a 16-f.u. supercell. The DMC(PBE0) points are at 8 f.u., but are twist averaged over 8 twist values, therefore should have comparable finite-size errors. More discussion of this comparison is available in the appendix. Accordingly, the ambient pressure DMC(PBE0) calculation agrees nearly within error bars with the fully optimized DMC(opt) calculation.

TABLE I: FeSe optimal structural parameters with different computational methods. DFT calculations have been performed with the software package QUANTUMESPRESSO [55] using a 10x10x10 k-points mesh, an energy cutoff of 75 Ry and norm conserving pseudopotentials for both Fe and Se. The variational Monte Carlo VMC(opt) results are obtained at Gamma point only with the 16 f.u. FeSe supercell containing 32 atoms.

SOURCE	MAGNETIC ORD.	a	c	$\overline{\text{FeFe}}$	z_{Se}
DFT-PBE	paramagnetic	3.6802	6.1663	2.6023	1.3862
DFT-PBE	collinear	3.8007	6.2363	2.6966	1.4568
VMC	paramagnetic	3.71(1)	5.49(1)	2.62(1)	1.437(5)
VMC	collinear	3.72(1)	5.68(1)	2.63(1)	1.56(1)
experimental [56] - T 7 K		3.7646(1)	5.47920(9)		1.4622
experimental [48] - T 8 K		3.7685(1)	5.5194(9)	2.6647(3)	1.5879
experimental [10] - T 300 K		3.7724(1)	5.5217(1)		1.4759

the DMC calculations are computationally costly, we limited our study to the tetragonal phase of FeSe. Because the low temperature orthorhombic distortion is small [10], one might expect that its effect on the overall electronic structure is also small. We leave such considerations to another paper.

The equilibrium lattice parameters of FeSe are pre-

sented in Table I. As mentioned in the previous sections, these results are obtained with a direct optimization of FeSe cell parameters with the VMC(opt) method. The in-plane FeSe properties should be well captured by QMC since the a lattice parameter is in close agreement with experimental results (within $\sim 4\sigma$) independently of the chosen magnetic configuration. Both collinear and para-

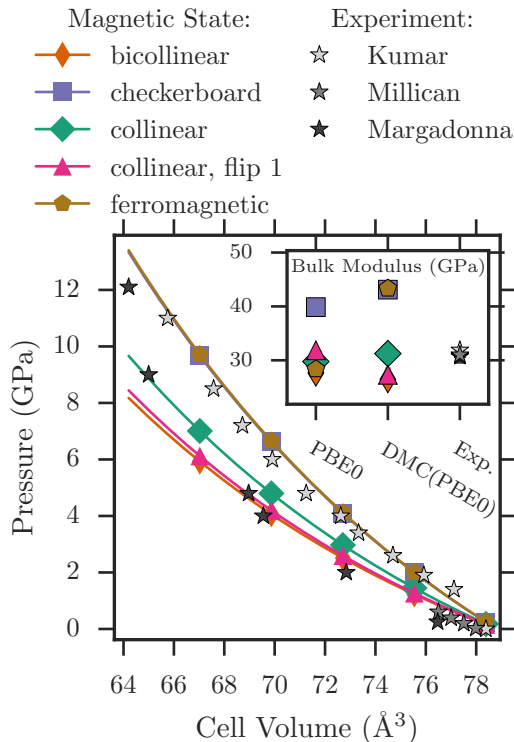


FIG. 3: Pressure as a function of volume, computed through an equation-of-state fit to DMC(PBE0) data and from experiments by Margadonna *et al.* [10], Kumar *et al.* [48], and Millican *et al.* [49]. All points along the solid line come from the equation-of-state, and markers are added purely to distinguish the magnetic state. For the volumes considered here, regardless of spin ordering, $P(V)$ falls within the experimental spread. Inset displays corresponding bulk modulus in units of GPa for PBE0, DMC(PBE0), and the experiments considered. The bulk modulus is strongly coupled to the magnetic state, and for the collinear state, DMC(PBE0) demonstrates excellent agreement with all the experiments considered. Bulk moduli computed from PBE are between 7 and 9 GPa, and are much more insensitive to the magnetic ordering (see Supplemental Materials for tabulated values). Lattice constants used were those of Kumar[48].

magnetic wavefunctions shows also a general improvement with respect to DFT concerning the c lattice parameter. This provides evidence of the accuracy in treating Van der Waals interactions with the QMC wavefunction, mainly achieved with the Jastrow factor[57, 58]. The evaluation of the inter-plane c distance might be affected by the dispersion along the z -axis, which we did not take into account in our supercell which always contains only one Fe plane. We check this dependency by performing a test structural relaxation on a FeSe supercell with 16 Fe atoms in two planes and 8 Fe atoms with only one plane considered in the supercell. We find that the difference between the c parameter obtained in the two configurations is negligible.

The final internal parameter z_{Se} represents the height

of the selenium anion above the plane, and it has been experimentally demonstrated [59] to be of key importance in determining superconducting properties of iron-based superconductors in general. We collect all our calculations of z_{Se} , as well as some experimental results, in Fig. 2. We find that both the magnetic state and the accuracy of the calculation have an important effect on the prediction of this parameter. At approximately the same level of finite size error, our two DMC calculations agree very closely, determining that fixed node and basis set error is likely to be unimportant. However, we found that z_{Se} is surprisingly sensitive to finite size effects, both in the in-plane and out of plane directions. Given the supercells that we studied, we found a variation in z_{Se} of approximately 0.05 Å, depending on the twisted boundary conditions and supercell. With experimental lattice parameters, our best estimate for z_{Se} is thus 1.54(5)Å, which is quite close to the experimental range. As we shall see later, the properties of FeSe depend sensitively on z_{Se} , so to account for this uncertainty, we will consider properties as a function of selenium height as well as pressure.

By fitting an equation of state previously used by Anton *et al.* [60] to our DMC(PBE0) energies as a function of volume, we extract the bulk modulus and the pressure dependence on volume $P(V)$, shown in Fig 3. The collection of ambient-pressure bulk-moduli results is reported in the inset of Fig. 3, in units of GPa. For all these calculations, experimental lattice constants [48] have been used. $P(V)$ and the bulk modulus show a strong dependence on the magnetic order.

While $P(V)$ has scatter between experiments, they are more consistent in the bulk modulus, so we base our comparisons of the theoretical calculations on the latter quantity. The DMC(PBE0) calculation demonstrates excellent agreement with all three experiments if the collinear magnetic ordering is imposed, but it is less close to experiment for the other magnetic orderings. Our PBE0 calculations are also in somewhat good agreement with DMC(PBE0), except a notable disagreement for the ferromagnetic ordering. On the other hand, PBE bulk moduli are significantly lower than both experiment and the other calculations, generally predicting bulk moduli between 7 and 10 GPa, depending only slightly on the magnetic ordering. Since the collinear ordering is also the lowest energy for DMC(PBE0), for the remainder of this article, we use the collinear equation of state to estimate the pressures that correspond to the volumes used in the calculations.

Interaction of structure and magnetism

Fig 4 shows the interaction between pressure, magnetic ordering, and selenium height. As has been found before [61], the magnetic energies depend strongly on

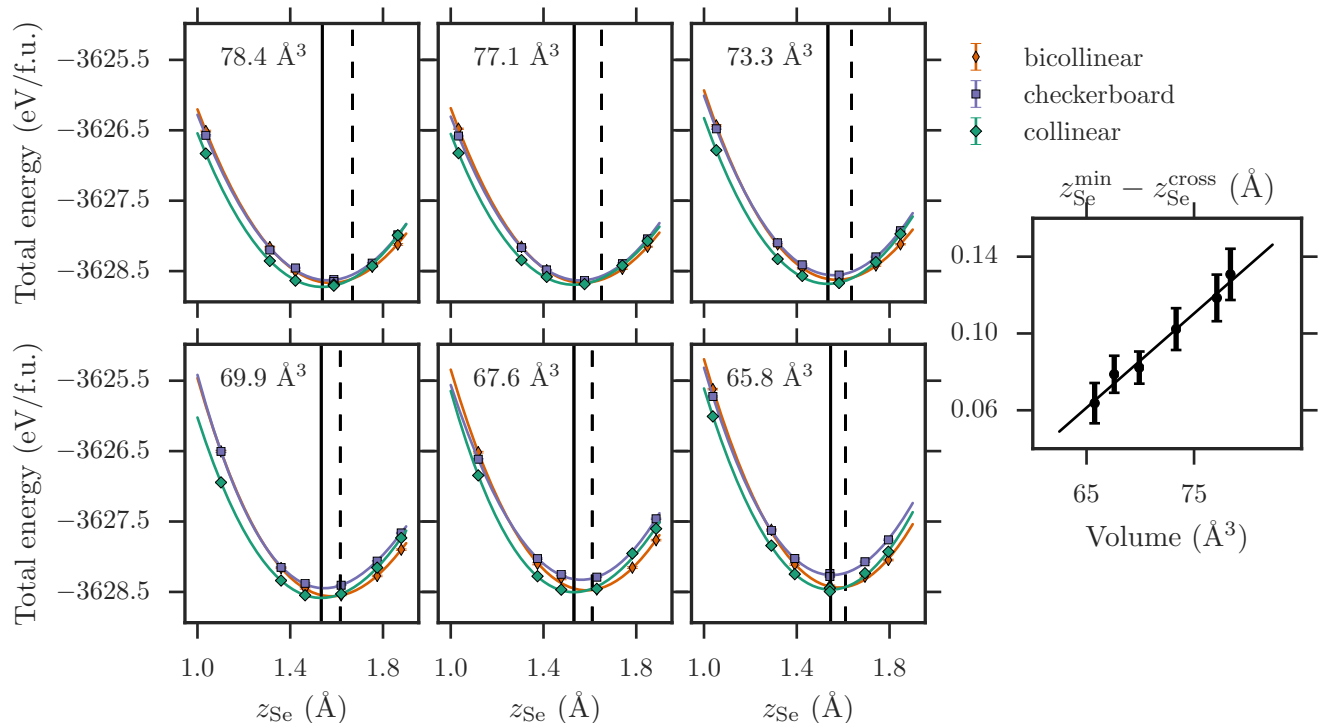


FIG. 4: DMC(PBE0) energies as a function of volume and selenium height z_{Se} for three of the magnetic orderings. The solid vertical line represents the minimum of the collinear magnetic ordering, while the dashed vertical line represent the predicted crossing of the bicollinear and collinear energies. These two points converge as the pressure is increased, as shown on the far right.

the selenium height, and this dependence changes with pressure. For a given pressure, there are two points on the selenium height curves that are of substantial interest. The first is the minimum energy (solid vertical line), which as can be seen in Fig 2, does not change very much with pressure(or volume) in our calculations. The second is the crossing point (dashed vertical line) between the collinear and bicollinear magnetic orderings, which are competing low-energy states. This crossing point depends on the pressure, and approaches the minimum energy point at higher pressures (lower volumes), as shown on the rightmost plot in the figure.

Another interesting feature visible in Fig 4 is that the checkerboard magnetic ordering intersects the bicollinear and collinear magnetic orders at zero pressure (78.4 \AA^3) and large z_{Se} , but there is a shift of the checkerboard curve to higher energies once pressure is applied. The underlying physics of this effect will be discussed in the Section titled “Interaction of charge and orbitals with magnetism.”

Fig 5 shows a cut through the data in Fig 4 along the minimum energy z_{Se} (subfigure a), and the experimentally determined z_{Se} (subfigure b). Along this cut we evaluated many magnetic orderings to establish a set of trends, and checked finite size errors by considering

an 8 f.u. cell and 16 f.u. cell with twist averaging. Further information on finite size corrections are available in the appendix. Under pressure, the checkerboard, ferromagnetic, and staggered dimer magnetic orderings rise in energy compared to the lowest energy collinear ordering. On the other hand, the stripe-like orderings, including the bicollinear and collinear orderings with defects converge with applied pressure.

From Fig 5 (bottom panels) the failure of PBE in capturing this trend in FeSe energetics under pressure is apparent. Even with lattice constants fixed to experimental ones, the PBE energies of magnetically ordered states are quite different from the FN-DMC energies. In agreement with recent work, PBE does predict the staggered dimer as ground state. Despite the failure of PBE0 in describing the conducting behavior of FeSe, the magnetic energies are reasonably close to the DMC results.

Given the data available to us, we can determine some properties that are robust to the finite size errors and uncertainty in z_{Se} in our calculations. The first is that the relative energetics of magnetic orders changes strongly as a function z_{Se} and pressure. In FN-DMC and PBE0, which would *a priori* be expected to be more accurate, the collinear and bicollinear orders become closer in energy as with increasing pressure for reasonable values of

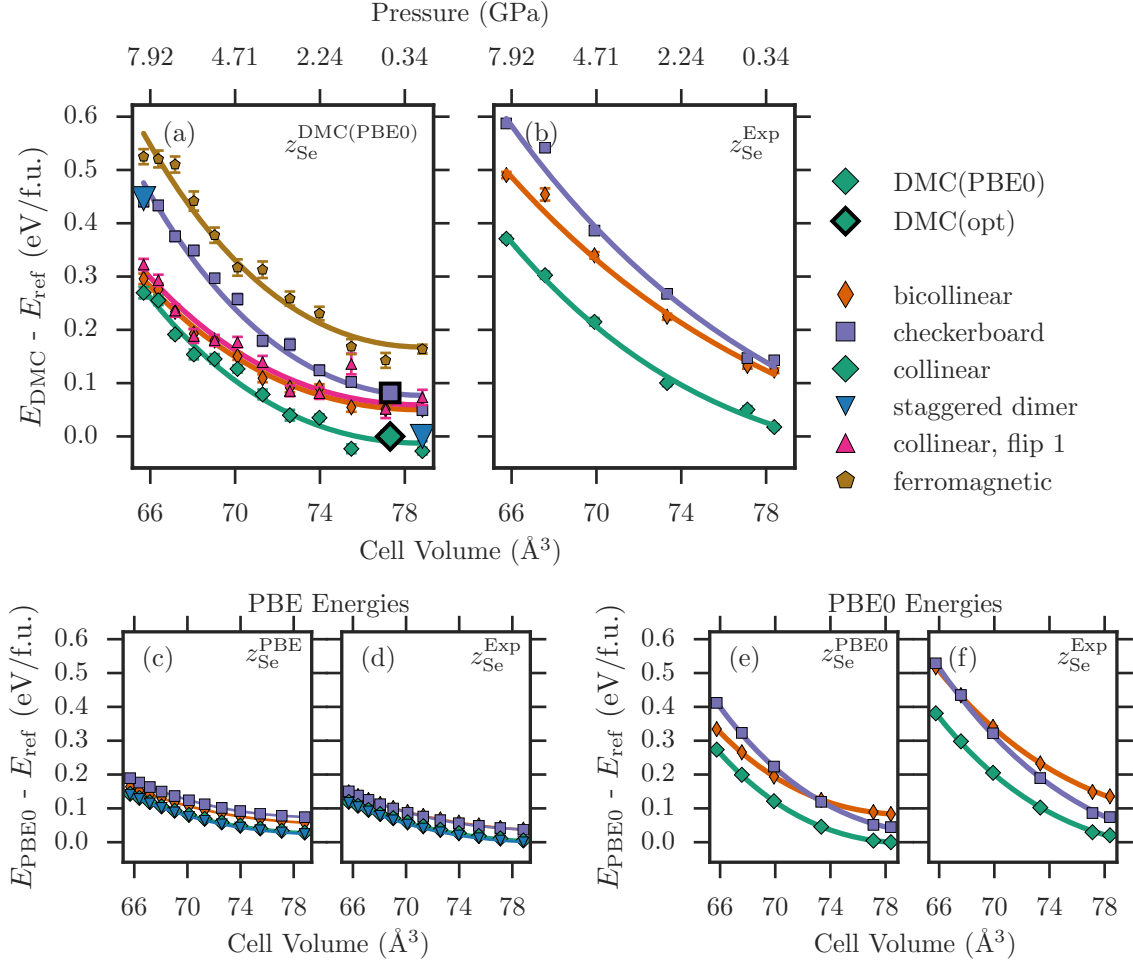


FIG. 5: For each calculation (QMC, PBE, and PBE0): (Right) Total energies for 8 f.u. cell for various magnetic orderings, as a function of volume, choosing experimental [10] values of z_{Se} . (Left) Same as right, but choosing optimized values of z_{Se} . For the top QMC plots, energies are referenced to the collinear energy at around 77 \AA^3 . The DFT calculations are referenced to the z_{Se} minimum energy for that type of calculation. The DMC paramagnetic energies are $\sim 0.85 \text{ eV/f.u.}$ higher than the reference collinear energy.

z_{Se} . According to FN-DMC, this effect is robust against z_{Se} variations, depending mainly on the change in the relative magnetic energies as a function of pressure.

The energetic cost of reversing a single spin in the collinear ordered state, labeled “collinear, flip 1” in Fig 5a, follows the bicollinear energy quite closely. Because this cost decreases with pressure, we can surmise that magnetic fluctuations become more energetically available as pressure is increased.

Optical excitations and magnetism

The direct optical gap was calculated by promoting the highest energy orbital in the Slater determinant part of the trial wavefunction to the next excited state orbital. This constructs a wave function *ansatz* for an electron-hole excitation. The results are shown in Fig 6. The re-

sulting DMC(PBE0) energy relative to the DMC(PBE0) ground state is our estimation of the gap. Interestingly, the DMC(PBE0) gap is within statistical uncertainties of 0 despite the fact PBE0 estimates a rather large gap, regardless of magnetic ordering. Experimentally [62], the gap is no more than 80 meV at any k -point, which is consistent with our results for the bicollinear and collinear magnetic ordering. Only the checkerboard state is gapped according to DMC(PBE0).

The charge degrees of freedom are therefore coupled to the spin degrees of freedom. According to these calculations, in FeSe there is a coupling between the mobility of charge and the spin ordering. In the remainder of the paper, we will correlate these properties with those of the ground state for different spin orderings.

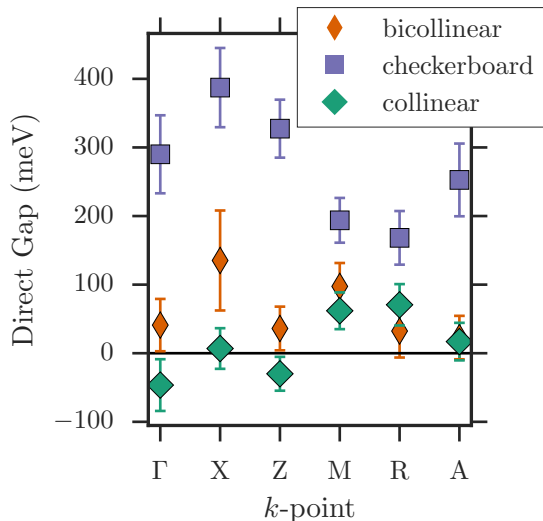


FIG. 6: Gap as a function of twisted boundary conditions calculated within DMC(PBE0). For the stripe-like magnetic states, the gap is zero within statistical error. The unit cell is a 2×2 supercell, expanded in the x - y plane, shown as one of the four outlined boxes in each of the spin densities of Fig. 1.

Interaction of charge and orbitals with magnetism

From the energetic properties, we note two classes of magnetic order in FeSe: ones which are stripe-like, and ones which are not stripe-like. The stripe-like orderings converge in energy with pressure, while the checkerboard and staggered dimer pattern increases in energy relative to those orderings. Similarly, the gap calculated in DMC(PBE0) distinguishes between different orderings, with metallic character in the stripe-like ordering. In this section, we will make the following observations:

- Compared to majority electrons, minority spin electrons are more mobile and are more affected by the spin ordering.
- The one-particle orbitals are occupied differently depending on the spin ordering.

These effects combine to give a cartoon picture of the physics that explains the difference in pressure behavior between the magnetic orders.

Character of minority and majority spin electrons. To characterize the differences between the spin channels, we evaluate the local charge compressibility of the Fe sites: $\langle (n_{i,\sigma} - \langle n_{i,\sigma} \rangle)^2 \rangle$, where $n_{i,\sigma}$ is the number of electrons within a Voronoi polehedron around the i th Fe site of spin σ . Larger values of the compressibility indicate electrons are more likely to hop between atoms. For a Fe atom with net \uparrow spin, the \uparrow electrons are labeled majority electrons and the \downarrow minority, and vice versa for Fe atoms with net \downarrow spin.

In Fig 7a, these results are presented. For all magnetic orders, the majority spin is very similar and shows a low local charge compressibility, while the minority spin is different between different magnetic orders, and its local charge compressibility is larger than the majority channel by around $0.3 n_e^2$ (electron number squared). This suggests the minority electrons are more mobile, however, their ability to hop is affected by the local magnetic order. For the stripe-like orders, the minority electrons are least constrained, and their minority channel compressibility is about $0.1 n_e^2$ more than the checkerboard and dimer state. This measure of mobility seems to be correlated with the optical gap calculations, which predict that the checkerboard pattern induces a gap in contrast to the other magnetic orders.

One particle orbitals. In Fig 7d, we present the orbital occupation of the d orbitals in different spin orderings. For stripe-like orderings, the xy , xz , and yz orbitals are occupied, in agreement with ARPES results [63]. On the other hand, the $3z^2 - r^2$ orbital is occupied for the checkerboard ordering. This gives a simple explanation for the differences in the local charge compressibility: The checkerboard pattern causes the minority spin to occupy the out of plane orbital, which would rise to an insulating state if it were the ground state. This idea can be confirmed by checking the off-diagonal one-particle density matrix elements between Fe atoms with parallel and antiparallel net spins, in Fig 7e. The atomic orbitals are more hybridized between parallel spin Fe atoms for the stripe-like orders. The charge degrees of freedom, which are mainly the minority spins from the Fe, interact strongly with the magnetic ordering. This effect also interacts with the net magnetic moment and on-site correlations (Fig 7b and Fig 7c).

A cartoon picture of FeSe

The importance of Hund's coupling in tuning correlation effects of multiband materials has been extensively demonstrated by means of dynamical mean field theory (DMFT) calculations [22–24]. These results highlighted its role in determining the bad metallic behavior in iron-based superconductors [25, 26], which are therefore sometimes referred as Hund's metals. DMFT studies of BaFe_2As_2 have predicted that kinetic energy should be lower in the paramagnetic state, although the total energy is lower in the spin-polarized states due to Hund's coupling [27]. Correspondingly, we find that comparing the paramagnetic state and collinear state, the kinetic energy is $21.5(8)$ eV/f.u. larger in collinear, while the total energy is 1.75 eV/f.u. lower for collinear. Also due to Hund's coupling, DMFT studies have predicted that the high-spin state should be the only highly probable state [28]. Correspondingly, we find that the iron magnetic moment fluctuates around $3.4 \mu_B$, with a standard

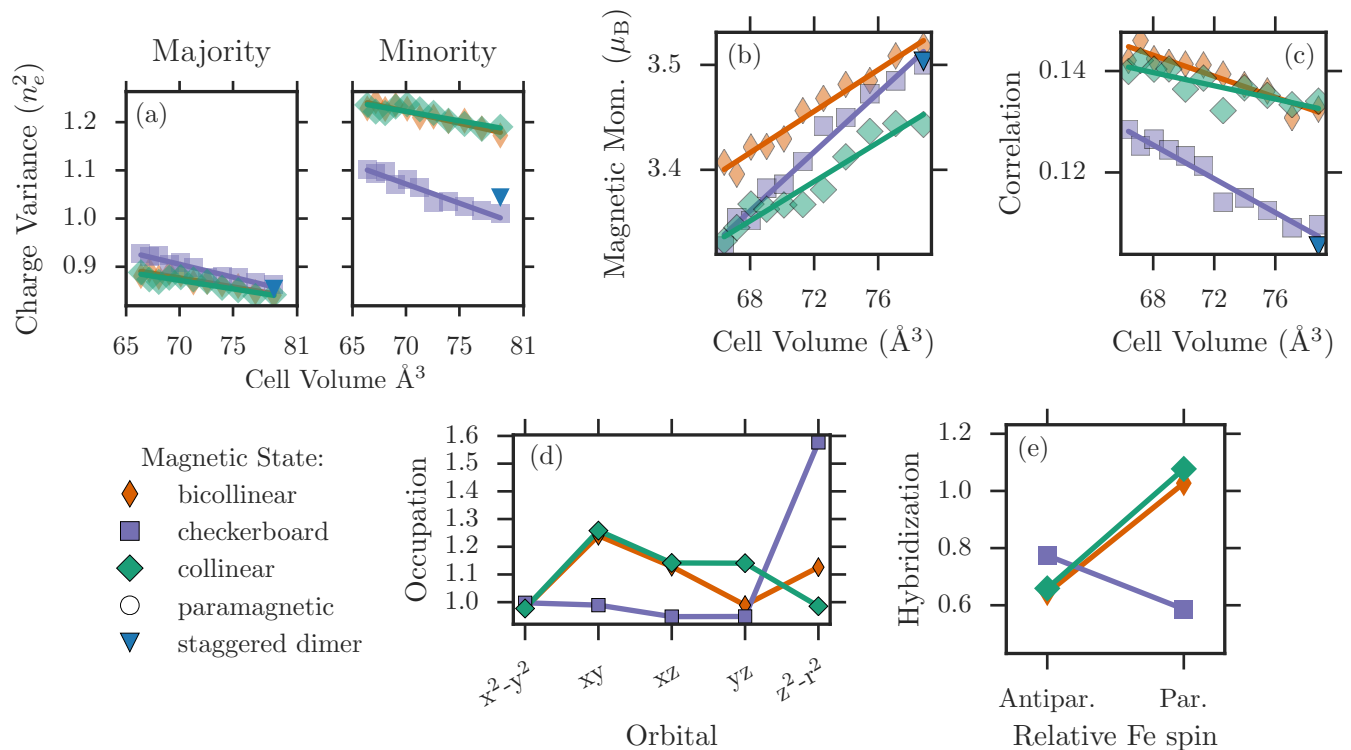


FIG. 7: (a) Charge variance, in units of number of electrons squared for different magnetic orderings in the majority and minority spin channel, as a function of cell volume, illustrating that the minority spin channel is more mobile, and additionally that the checkerboard ordering’s electrons are more constrained to a given iron site. (b) Magnetic moments inside each iron’s Voronoi polyhedron. (c) Magnitude of on-site correlations, measured by $|\text{Cov}(n^\uparrow, n^\downarrow)|/[\text{Var}(n^\uparrow)\text{Var}(n^\downarrow)]^{1/2}$. (d) Single-particle orbital occupations of the iron d -states, measured by the on-diagonal terms of the 1-RDM. Note checkerboard’s charge density points mostly out of the iron plane, while the other orderings point mostly within the plane. (e) Hybridization of different orderings, as measured by an average of the off-diagonal elements of the 1-RDM, broken down by interactions between antiparallel (Antipar.) aligned irons and parallel (Par.).

deviation of $1.5 \mu_B$.

A simple picture based on Hund’s coupling can explain the energetics and other properties presented in the results section. Hund’s rules dictate that for an atom with a partially filled shell, we expect the electrons to have total spin S that maximizes the multiplicity $2S+1$. This is consistent with our computed magnetic moment, which find that the majority channel is mostly filled, bringing the moment to around $3.1\text{-}3.4 \mu_B$. The spin occupation of the d -states in a reference iron is diagrammatically shown in the top row of Fig. 8. Also due to Hund’s coupling, the electron that is most likely to hop to nearby iron atoms would be the electron in the minority channel, to keep a large S . As illustrated in Fig. 8, this minority channel is already filled for neighboring irons that are antiparallel, so only majority spin electrons can hop to those atoms. Conversely, minority electrons can hop to neighboring parallel irons, since that spin channel is not filled. Thus, irons with parallel spins allow the minority electrons to more easily hop about the aligned iron sites, therefore decrease the kinetic energy. As seen in

Fig. 7d the magnetic ordering affects the occupation of the d states, hence affects the labeling of the states in Fig. 8, but the basic idea is unchanged.

While the minority spins require at least some parallel iron magnetic moments, the large localized magnetic moments also interact antiferromagnetically, leading to a competition between these two mechanisms. As a compromise, antiferromagnetic configurations with ferromagnetic chains emerge as the lowest energy configurations.

This picture unifies many of the observations from our calculations. The checkerboard state is distinguished from the other states by its lack of parallel nearest neighbors, similar to how the ferromagnetic state is distinguished by its lack of antiparallel neighbors. These two extremes are higher in energy, and are disfavored as pressure increases the importance of Fe-Fe interactions. Because the checkerboard has no parallel nearest neighbor, its iron d -electrons are more trapped on a single site, leading to a low charge variance, and states that primarily occupy the $d_{z^2-r^2}$ orbital. All stripe-like states have a combination of antiparallel and parallel nearest neigh-

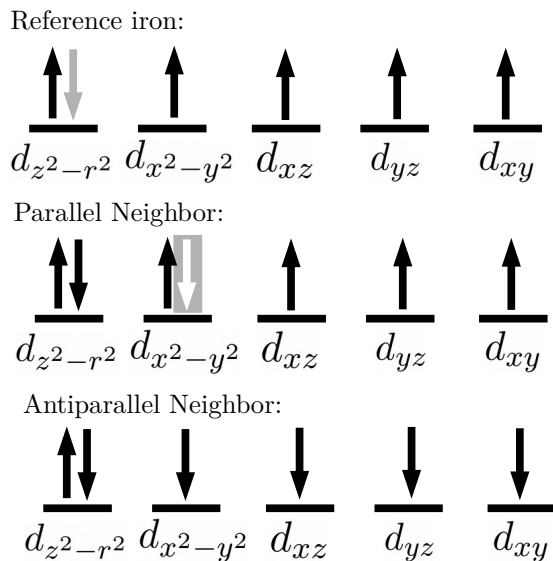


FIG. 8: Diagrams depicting the occupations of the d -orbitals of a reference iron, one of its neighbors with parallel net magnetic moment, and another neighbor with antiparallel magnetic moment. The minority channel is spin down for the top two, and is spin up for the last. The minority electron on the reference atom is most likely to hop to a neighbor, for example, the greyed out down electron on $d_{z^2-r^2}$. It may easily hop to its parallel neighbor, which may fill its $d_{x^2-y^2}$ orbital as suggested by the grey box. It may not hop to any of the orbitals of the antiparallel neighbor, since the down spin channel is filled. Any hopping from the reference iron to its antiparallel neighbor must occur in the spin-up channel, which consequently violates Hund’s rule for the reference iron.

bors, and allow the electrons to delocalize along the iron chains, leading to higher correlations, higher variance, and more Fe-Fe hybridization. Although the staggered dimer ordering is energetically competitive at low pressures, its energy, charge variance, and magnetic moment are similar to checkerboard, and at high pressures, becomes energetically unfavorable just as the checkerboard ordering does. Although the staggered dimer does allow some delocalization between the dimered parallel spins, the itinerant spins are still trapped on the dimers, and therefore this state’s energetics follow the checkerboard behavior at higher pressures.

This competition of interactions sets up a fine balance between many qualitatively different magnetic configurations. Parameters in the structure can tilt this balance one way or another, leading to a strong magneto-structural coupling. This is evident both from the strong magnetic dependence of the bulk modulus in Fig. 3, as well as in Fig. 4, where z_{Se} can exchange the ground state configuration between at least two magnetic configurations. This logic can be straightforwardly applied to iron telluride (FeTe), the non superconducting parent compound of FeSe. This material has the ground state

magnetic ordering at a z_{Te} around 1.75 Å, which implies that the z_{Te} should be decreased to force a crossover. By this logic, FeTe would superconduct if it were put in tensile stress, as it has been observed [64].

CONCLUSION

In summary, we have shown that QMC calculations can obtain an accurate description of the electronic structure of FeSe. The lattice constants, bulk modulus, and bandwidth are all very close to the experimental values and significantly improve over DFT calculations. Our results are substantiated by the agreement between different and complementary QMC techniques employed. We showed that they yield sufficiently small statistical and systematic errors to study the relative energetics of different magnetic orders, which behave differently from those predicted by DFT. The largest error in the calculations appear to be due to finite size supercells, which we checked to be small enough that the trends presented here are preserved.

As an outcome of the high-accuracy calculations, we have determined that collinear and bicollinear motifs become close in energy as pressure increases, while the checkerboard motif increases in energy with pressure. This behavior is correlated with delocalization of the minority electrons on the high-spin Fe atom. Collinear and bicollinear motifs allow for more delocalization, which increases in importance as the pressure is increased. This delocalization effect is strong enough to change the occupation of atomic orbitals in FeSe depending on the magnetic ordering, so it is larger than the crystal field splitting of the orbitals. The spontaneous breaking of C_4 symmetry (or more properly S_4 symmetry)[36, 65], is a result of this physics. Magnetic configurations which contain spin chains are thus favored over the whole considered range of pressure.

From the above results, we can see that the magnetic degrees of freedom are strongly coupled with the charge and orbital degrees of freedom. In a similar way, since the relative magnetic energies are dependent on the hopping of minority electrons from site to site, they are also strongly dependent on the structure. There is thus both spin-charge and spin-structural coupling in this system. As one of us showed recently[33, 66], the cuprates also show strong magneto-structural and magneto-charge coupling. One might speculate that both of these effects are necessary for high T_c and it may prove fruitful to look for similar effects in proposed new superconductors.

We would like to thank the many people who have given useful suggestions and comments throughout this work. They include Francesco Mauri, Veronica Vildosola, and Ruben Weht.

B.B. would like to thank the NSF Graduate Research Fellowship for funding. L.K.W. was supported by the

U.S. Department of Energy, Office of Science, Office of Advanced Scientific Computing Research, Scientific Discovery through Advanced Computing (SciDAC) program under Award Number FG02-12ER46875. Computational resources were provided through the INCITE PhotoSuper and SuperMatSim programs. S.S, M.C. and M.D. acknowledge computational resources provided through the HPCI System Research Project (Nos. hp120174 and hp140092) on K computer at RIKEN Advanced Institute for Computational Science, and on the HOKUSAI GreatWave computer under the project G15034. M. C. thanks the GENCI french program to provide additional computer time through the Grant No. 2014096493.

APPENDIX

Convergence and validation

In this appendix we present an extensive study of the convergence of the main parameters involved in our QMC calculations. Within DMC(PBE0), the only parameter to be optimized in the Slater determinant is the amount of exact exchange w . The optimization of FN-DMC energy as a function of w is presented in Fig 10. As already mentioned in the main manuscript, we notice that the best FN-DMC is generally obtained with $\sim 25\%$ of exact exchange for all magnetic configurations; this corresponds to the PBE0 density functional. The convergence of the FN-DMC energy with other parameters of QMC methods is reported in Fig 9. For the DMC(PBE0) method, in Fig. 9b, we present energy convergence as a function of Fe and Se basis set exponents by showing the behavior of the exponent of our most diffuse gaussian basis exponent as it gets more diffuse. Benchmark calculations of DMC(PBE0) against the time step used in the projection are presented in Fig 9d. We employed a time step of 0.01 for all DMC(PBE0) calculations. On the other hand, lattice regularized FN-DMC algorithm employed for DMC(opt) method (see next section) suffers from the lattice step error in Laplacian discretization. Convergence with lattice step is shown for the collinear configuration in Fig 9f. We used a lattice step of 0.125 a.u. for all DMC(opt) calculations.

We turn now our attention to finite size errors (FSE) which represent the main source of error in our QMC calculations. We performed several DFT test calculations to determine the impact of one-body FSE. For both 8 f.u. and 16 f.u. supercells (used for DMC(PBE0) and DMC(opt) methods respectively) a 4x4x4 k-point grid is enough to obtain results converged within 1 meV independently from the density functional used, as shown in 9a. The same k-point grid in the PBE0 wavefunction is also sufficient to converge FN-DMC energies within the same threshold. For the DMC(PBE0) calculations, we twist average over a set of 8 twist conditions [47],

for unit cells ranging from 4 to 16 f.u., expanding the supercell in the x - y plane, and z direction (adding an additional layer). The resulting finite-size extrapolations are depicted in Fig 9c. The finite size extrapolation in the z direction is the checkerboard line above the other checkerboard line. The true infinite size limit will likely lie in between these two extrapolations. Although the finite size effects are relevant, they do not alter any conclusions of the main text. Going from low to high pressure, the finite size errors amplify the change in energy differences between checkerboard and collinear. Extrapolating with more than two points is prohibitively expensive for the bicollinear state, and so how finite size effects affects the pressure dependence of the energy differences between collinear and bicollinear is not clear, as the extrapolations are within error bars. However, it is certainly clear that bicollinear both remains very close in energy to the collinear state—even in the extrapolation—whereas checkerboard’s energy certainly rises well above the other states.

For DMC(opt), all calculations have been done with a 16 f.u. supercell. Structural optimization was performed with periodic boundary conditions only. All other calculations were instead averaged between periodic (PBC) and fully antiperiodic (APBC) boundary conditions. Further finite size corrections to DMC(opt) energies are obtained by adding one-body corrections estimated from fully converged DFT-LDA calculations and two-body corrections evaluated within the KZK approach [67, 68]. In Figure 9e is reported the convergence of DMC(opt) energy in the paramagnetic phase as a function of the system size after applying the corrections.

We verified that DMC(PBE0) and DMC(opt) are in agreement when the calculation is carried out with exactly the same setup. For this purpose, we used a small 4 f.u. supercell in the collinear configuration at the Γ -point. We computed the optimal Se height by fitting the total energy curve with both methods and we found 1.46(1) Å for the DMC(opt) method and 1.40(5) Å for the DMC(PBE0) method. The two values lies within one standard deviation of each other, and we consider them in statistical agreement.

Finally, we check the impact of finite size errors on the energy differences between collinear and checkerboard orderings. For this purpose, we compared finite size extrapolations at a fixed $z_{\text{Se}} \approx 1.42$ with the typical setup employed for production runs, i.e. 8 f.u. averaged over 8 twists for DMC(PBE0) and 16 f.u. averaged over periodic and fully antiperiodic boundary conditions for DMC(opt). The results are presented in Fig. 11. We found that the extrapolations as well as the larger cell sizes we used were within statistical error. This suggests that the fixed node error of DMC(PBE0) when compared to the best Jastrow-correlated single-determinant wavefunctions is below statistical errors with respect to magnetic energy differences. It is possible that this

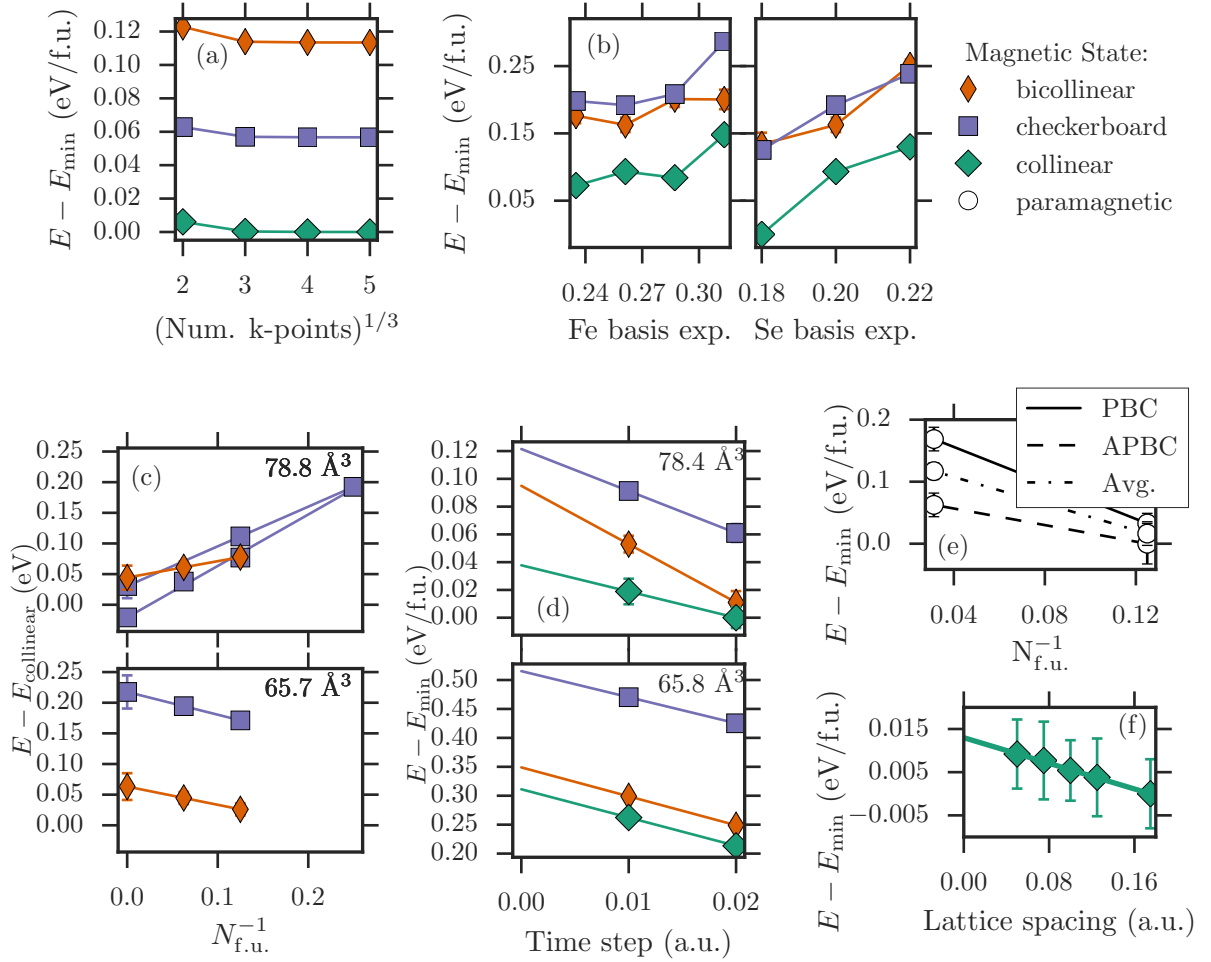


FIG. 9: Convergence of DFT and DMC parameters. Axes labeled by $E - E_{\min}$ are energies relative to the minimum energy of the points in the subfigure. (a) Convergence of k-point grid for DFT calculations for the 8 f.u. cell. A $4 \times 4 \times 4$ grid was used for all these calculations. (b) Convergence of DMC(PBE0) basis set parameters for the 8 f.u. cell, at zero pressure. “Fe basis exp” and “Se basis exp” refer to the value of the smallest exponent in the basis. Values of around 0.26 and 0.2 were used for Fe and Se respectively. While in the latter case the total energy is decreasing, the energy differences are stable. (c) Finite size extrapolation for DMC(PBE0) at the largest and smallest volumes considered, twist averaging over 8 boundary conditions. Energy is relative to the collinear energy for each size. The two checkerboard lines reflect a finite size extrapolation in the \hat{z} direction (upper line) and extrapolation in the x - y plane (lower line). The full extrapolation will likely be near the center of the two line endpoints. (d) Time step extrapolation for the DMC(PBE0) at 8 f.u. at the largest and smallest volumes considered. A value of 0.01 a.u. was adopted for all DMC(PBE0) calculations. (e) Finite size extrapolation for the DMC(opt) calculations, with periodic (PBC) and antiperiodic (APBC) boundary conditions, along with their average (Avg.). These benchmark calculations are performed in the paramagnetic phase and energies are corrected for one-body and two-body finite size errors. (f) Extrapolation of the lattice spacing used for the laplacian discretization for the LR-DMC, i.e. DMC(opt), calculations. These benchmark calculations are performed in the collinear phase. A value of 0.125 a.u. was adopted for all calculations.

fixed node error is still larger than our statistical errors when comparing to the exact energy differences; however, this would require investigation beyond Jastrow-correlated single-determinant trial wavefunctions, which due to computational complexity, we leave for another study.

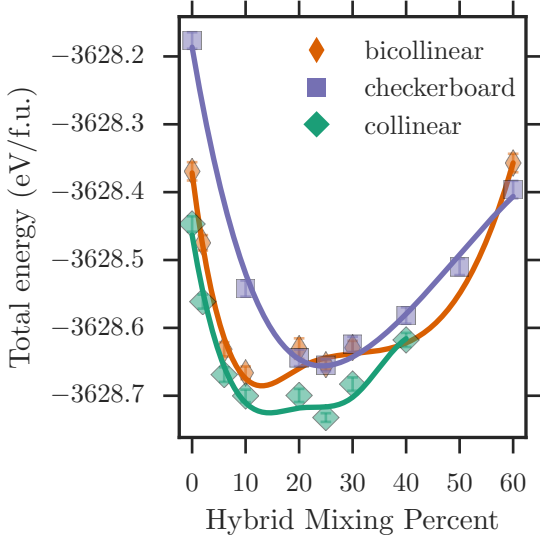


FIG. 10: DMC optimization of exchange correlation functional for the DFT calculations. The exchange-correlation function depends on w as $E_{xc}^w[n] = wE_x^{\text{HF}}[n] + (1-w)E_x^{\text{PBE}}[n] + E_c^{\text{PBE}}[n]$. Lines are a cubic spline interpolation as a guide to the eye.

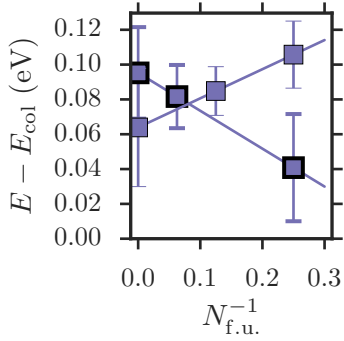


FIG. 11: Finite size extrapolation near $z_{\text{se}} = 1.42$ of the energy differences between collinear and checkerboard magnetic ordering for DMC(opt) (thick outline) and DMC(PBE0) (thin outline). DMC(opt) data points are averaged over periodic and fully antiperiodic boundary conditions, while DMC(PBE0) is averaged over 8 twists. The extrapolations are in agreement within statistical error.

- [1] Y. Kamihara, H. Hiramatsu, M. Hirano, R. Kawamura, H. Yanagi, T. Kamiya, and H. Hosono, *Journal of the American Chemical Society* **128**, 10012 (2006), ISSN 0002-7863, 1520-5126, URL <http://pubs.acs.org/doi/abs/10.1021/ja063355c>.
- [2] M. Norman, *Physics* **1**, 21 (2008), ISSN 1943-2879, URL <http://link.aps.org/doi/10.1103/Physics.1.21>.
- [3] L. de' Medici, G. Giovannetti, and M. Capone, *Phys. Rev. Lett.* **112**, 177001 (2014), URL <http://link.aps.org/doi/10.1103/PhysRevLett.112.177001>.
- [4] D. J. Scalapino, *Reviews of Modern Physics* **84**, 1383 (2012), URL <http://link.aps.org/doi/10.1103/RevModPhys.84.1383>.
- [5] J. Wen, G. Xu, G. Gu, J. M. Tranquada, and R. J. Birgeneau, *Reports on Progress in Physics* **74**, 124503 (2011), ISSN 0034-4885, 1361-6633, URL <http://stacks.iop.org/0034-4885/74/i=12/a=124503?key=crossref.7793474e4a4f48d2ddb92eb3c906f37>.
- [6] P. Dai, *Reviews of Modern Physics* **87**, 855 (2015), URL <http://link.aps.org/doi/10.1103/RevModPhys.87.855>.
- [7] P. Dai, J. Hu, and E. Dagotto, *Nature Physics* **8**, 709 (2012), ISSN 1745-2473, 1745-2481, URL <http://www.nature.com/doi/10.1038/nphys2438>.
- [8] T. Imai, K. Ahilan, F. Ning, T. McQueen, and R. Cava, *Physical Review Letters* **102**, 177005 (2009), ISSN 0031-9007, 1079-7114, URL <http://link.aps.org/doi/10.1103/PhysRevLett.102.177005>.
- [9] Y. Mizuguchi, F. Tomioka, S. Tsuda, T. Yamaguchi, and Y. Takano, *Applied Physics Letters* **93**, 152505 (2008), ISSN 00036951, URL <http://link.aip.org/link/APPLAB/v93/i15/p152505/s1&Agg=doi>.
- [10] S. Margadonna, Y. Takabayashi, Y. Ohishi, Y. Mizuguchi, Y. Takano, T. Kagayama, T. Nakagawa, M. Takata, and K. Prassides, *Physical Review B* **80**, 064506 (2009), URL <http://link.aps.org/doi/10.1103/PhysRevB.80.064506>.
- [11] S. Medvedev, T. M. McQueen, I. A. Troyan, T. Palasyuk, M. I. Erements, R. J. Cava, S. Naghavi, F. Casper, V. Ksenofontov, G. Wortmann, et al., *Nature Materials* **8**, 630 (2009).
- [12] M. C. Rahn, R. A. Ewings, S. J. Sedlmaier, S. J. Clarke, and A. T. Boothroyd, *Phys. Rev. B* **91**, 180501 (2015).
- [13] J. Malet, V. B. Zabolotnyy, D. V. Evtushinsky, S. Thirupathiah, A. U. B. Wolter, L. Harnagea, A. N. Yaresko, A. N. Vasiliev, D. A. Chareev, A. E. Böhmer, et al., *Phys. Rev. B* **89**, 220506 (2014), URL <http://link.aps.org/doi/10.1103/PhysRevB.89.220506>.
- [14] A. Audouard, F. Duc, L. Drigo, P. Toulemonde, S. Karlsson, P. Strobel, and A. Sulpice, *EPL (Europhysics Letters)* **109**, 27003 (2015), URL <http://stacks.iop.org/0295-5075/109/i=2/a=27003>.
- [15] F. Caglieris, F. Ricci, G. Lamura, A. Martinelli, A. Palenzona, I. Pallecchi, A. Sala, G. Profeta, and M. Putti, *Sci. Tech. Adv. Mater.* **13**, 054402 (2012).
- [16] A. Liebsch and H. Ishida, *Phys. Rev. B* **82**, 155106 (2010), URL <http://link.aps.org/doi/10.1103/PhysRevB.82.155106>.
- [17] Yin, Z. P., Haule, K., and Kotliar, G., *Nature Materials* **10**, 932935 (2011).
- [18] M. Aichhorn, S. Biermann, T. Miyake, A. Georges, and M. Imada, *Physical Review B* **82**, 064504 (2010), URL <http://link.aps.org/doi/10.1103/PhysRevB.82.064504>.
- [19] L. Craco and S. Leoni, *EPL (Europhysics Letters)* **92**, 67003 (2010), URL <http://stacks.iop.org/0295-5075/92/i=6/a=67003>.
- [20] L. Craco, M. S. Laad, and S. Leoni, *J. Phys.: Conf. Ser.* **487**, 012017 (2014), URL <http://stacks.iop.org/1742-6596/487/i=1/a=012017>.
- [21] I. Leonov, S. L. Skornyakov, V. I. Anisimov, and D. Vollhardt, *Phys. Rev. Lett.* **115**, 106402 (2015), URL <http://link.aps.org/doi/10.1103/PhysRevLett.115.106402>.
- [22] L. de' Medici, J. Mravlje, and A. Georges, *Phys. Rev. Lett.* **107**, 256401 (2011), URL <http://link.aps.org/doi/10.1103/PhysRevLett.107.256401>.
- [23] L. de' Medici, *Phys. Rev. B* **83**, 205112 (2011), URL <http://link.aps.org/doi/10.1103/PhysRevB.83.205112>.
- [24] A. Georges, L. d. Medici, and J. Mravlje, *Annual Review of Condensed Matter Physics* **4**, 137 (2013), ISSN 1947-5454, 1947-5462, URL <http://www.annualreviews.org/doi/abs/10.1146/annurev-conmatphys-020911-125045>.
- [25] T. T. Ong and P. Coleman, *Phys. Rev. Lett.* **108**, 107201 (2012), URL <http://link.aps.org/doi/10.1103/PhysRevLett.108.107201>.
- [26] N. Lanata, H. U. R. Strand, G. Giovannetti, B. Hellsing, L. de' Medici, and M. Capone, *Physical Review B* **87**, 045122 (2013), URL <http://link.aps.org/doi/10.1103/PhysRevB.87.045122>.
- [27] Z. P. Yin, K. Haule, and G. Kotliar, *Nature Physics* **7**, 294 (2011), ISSN 1745-2473, URL <http://www.nature.com/nphys/journal/v7/n4/abs/nphys1923.html>.
- [28] Z. P. Yin, K. Haule, and G. Kotliar, *Nature Materials* **10**, 932 (2011), ISSN 1476-1122, URL <http://www.nature.com/nmat/journal/v10/n12/full/nmat3120.html>.
- [29] J. M. Tomczak, M. van Schilfgaarde, and G. Kotliar, *Phys. Rev. Lett.* **109**, 237010 (2012), URL <http://link.aps.org/doi/10.1103/PhysRevLett.109.237010>.
- [30] M. Hirayama, T. Miyake, and M. Imada, *Phys. Rev. B* **87**, 195144 (2013), URL <http://link.aps.org/doi/10.1103/PhysRevB.87.195144>.
- [31] M. H., T. M., T. Miyake, and M. Imada, *J. Phys. Soc. Jap.* **84**, 093703 (2015).
- [32] H. Zheng and L. K. Wagner, *Physical Review Letters* **114**, 176401 (2015), URL <http://link.aps.org/doi/10.1103/PhysRevLett.114.176401>.
- [33] L. K. Wagner, *Physical Review B* **92**, 161116 (2015), URL <http://link.aps.org/doi/10.1103/PhysRevB.92.161116>.
- [34] K. Foyevtsova, J. T. Krogel, J. Kim, P. R. C. Kent, E. Dagotto, and F. A. Reboredo, *Phys. Rev. X* **4**, 031003 (2014), URL <http://link.aps.org/doi/10.1103/PhysRevX.4.031003>.
- [35] N. Devaux, M. Casula, F. Decremps, and S. Sorella, *Phys. Rev. B* **91**, 081101 (2015).
- [36] M. Casula and S. Sorella, *Phys. Rev. B* **88**, 155125 (2013), URL <http://link.aps.org/doi/10.1103/PhysRevB.88.155125>.
- [37] W. M. C. Foulkes, L. Mitas, R. J. Needs, and G. Rajagopal, *Reviews of Modern Physics* **73**, 33 (2001), URL <http://link.aps.org/doi/10.1103/RevModPhys.73.33>.

- [38] J. B. Anderson, *J. Chem. Phys.* **65**, 4121 (1976).
- [39] D. M. Ceperley and B. J. Alder, *J. Chem. Phys.* **81**, 5833 (1984).
- [40] J. Kolorenc, S. Hu, and L. Mitas, *Physical Review B* **82**, 115108 (2010), URL <http://link.aps.org/doi/10.1103/PhysRevB.82.115108>.
- [41] L. K. Wagner, M. Bajdich, and L. Mitas, *Journal of Computational Physics* **228**, 3390 (2009), ISSN 0021-9991, URL <http://www.sciencedirect.com/science/article/pii/S0021999109000424>.
- [42] R. Dovesi, R. Orlando, A. Erba, C. M. Zicovich-Wilson, B. Civalleri, S. Casassa, L. Maschio, M. Ferrabone, M. D. L. Pierre, P. D'Arco, et al., *Int. J. Quantum Chem.* **114**, 1287 (2014).
- [43] S. Sorella, *Turborvb: Quantum monte carlo software for electronic structure calculations*, <http://people.sissa.it/~sorella/web/index.html>.
- [44] M. Burkatzki, C. Filippi, and M. Dolg, *The Journal of Chemical Physics* **126**, 234105 (2007), ISSN 00219606, URL http://jcp.aip.org/resource/1/jcpsa6/v126/i23/p234105_s1.
- [45] M. Burkatzki, C. Filippi, and M. Dolg, *The Journal of Chemical Physics* **129**, 164115 (2008), ISSN 00219606, URL http://jcp.aip.org/resource/1/jcpsa6/v129/i16/p164115_s1?isAuthorized=no.
- [46] S. Sorella and L. Capriotti, *J. Chem. Phys.* **133**, 234111 (2010).
- [47] C. Lin, F. H. Zong, and D. M. Ceperley, *Phys. Rev. E* **64**, 016702 (2001), URL <http://link.aps.org/doi/10.1103/PhysRevE.64.016702>.
- [48] R. S. Kumar, Y. Zhang, S. Sinogeikin, Y. Xiao, S. Kumar, P. Chow, A. L. Cornelius, and C. Chen, *The Journal of Physical Chemistry B* **114**, 12597 (2010), <http://dx.doi.org/10.1021/jp1060446>, URL <http://dx.doi.org/10.1021/jp1060446>.
- [49] J. N. Millican, D. Phelan, E. L. Thomas, J. B. Leo, and E. Carpenter, *Solid State Communications* **149**, 707 (2009), ISSN 0038-1098, URL <http://www.sciencedirect.com/science/article/pii/S0038109809000854>.
- [50] M. C. Rahn, R. A. Ewings, S. J. Sedlmaier, S. J. Clarke, and A. T. Boothroyd, *Phys. Rev. B* **91**, 180501 (2015), URL <http://link.aps.org/doi/10.1103/PhysRevB.91.180501>.
- [51] H.-Y. Cao, S. Chen, H. Xiang, and X.-G. Gong, *Phys. Rev. B* **91**, 020504 (2015).
- [52] J. K. Glasbrenner, I. I. Mazin, H. O. Jeschke, P. J. Hirschfeld, R. M. Fernandes, and R. Valentí, *Nature Physics* **1**, 953 (2015).
- [53] C. Tresca, F. Ricci, and G. Profeta, *2D Materials* **2**, 015001 (2015).
- [54] W. Wu, *Solid State Communications* **161**, 23 (2013), ISSN 0038-1098, URL <http://www.sciencedirect.com/science/article/pii/S0038109813001087>.
- [55] P. Giannozzi, S. Baroni, N. Bonini, M. Calandra, R. Car, C. Cavazzoni, D. Ceresoli, G. L. Chiarotti, M. Cococcioni, I. Dabo, et al., *Journal of Physics: Condensed Matter* **21**, 395502 (19pp) (2009), URL <http://www.quantum-espresso.org>.
- [56] D. Louca, K. Horigane, A. Llobet, R. Arita, S. Ji, N. Katayama, S. Konbu, K. Nakamura, T.-Y. Koo, P. Tong, et al., *Phys. Rev. B* **81**, 134524 (2010).
- [57] A. Benali, L. Shulenburger, N. A. Romero, J. Kim, and O. A. von Lilienfeld, *J. Chem. Theory Comp.* **10**, 3417 (2014).
- [58] S. Sorella, M. Casula, and D. Rocca, *J. Chem. Phys.* **127**, 014105 (2007).
- [59] H. Okabe, N. Takeshita, K. Horigane, T. Muranaka, and J. Akimitsu, *Phys. Rev. B (R)* **81**, 205119 (2010).
- [60] H. Anton and P. C. Schmidt, *Intermetallics* **5**, 449 (1997), ISSN 0966-9795, URL <http://www.sciencedirect.com/science/article/pii/S0966979597000174>.
- [61] J. Lischner, T. Bazhiron, A. H. MacDonald, M. L. Cohen, and S. G. Louie, *Phys. Rev. B* **91**, 020502 (2015).
- [62] T. Shimojima, Y. Suzuki, T. Sonobe, A. Nakamura, M. Sakano, J. Omachi, K. Yoshioka, M. Kuwata-Gonokami, K. Ono, H. Kumigashira, et al., *Phys. Rev. B* **90**, 121111 (2014), URL <http://link.aps.org/doi/10.1103/PhysRevB.90.121111>.
- [63] J. Maletz, V. B. Zabolotnyy, D. V. Evtushinsky, S. Thirupathaiiah, A. U. B. Wolter, L. Harnagea, A. N. Yaresko, A. N. Vasiliev, D. A. Chareev, A. E. Böhmer, et al., *Phys. Rev. B* **89**, 220506 (2014), URL <http://link.aps.org/doi/10.1103/PhysRevB.89.220506>.
- [64] Y. Han, W. Y. Li, L. X. Cao, X. Y. Wang, B. Xu, B. R. Zhao, Y. Q. Guo, and J. L. Yang, *Physical Review Letters* **104**, 017003 (2010), URL <http://link.aps.org/doi/10.1103/PhysRevLett.104.017003>.
- [65] Y. Wang, T. Berlijn, P. J. Hirschfeld, D. J. Scalapino, and T. A. Maier, *Phys. Rev. Lett.* **114**, 107002 (2015), URL <http://link.aps.org/doi/10.1103/PhysRevLett.114.107002>.
- [66] L. K. Wagner and P. Abbamonte, *Physical Review B* **90**, 125129 (2014), ISSN 1098-0121, 1550-235X, URL <http://link.aps.org/doi/10.1103/PhysRevB.90.125129>.
- [67] H. Kwee, S. Zhang, and H. Krakauer, *Phys. Rev. Lett.* **100**, 126404 (2008).
- [68] S. Sorella, M. Casula, L. Spanu, and A. Dal Corso, *Phys. Rev. B* **83**, 075119 (2011).