



HAL
open science

Sinking in a bed of grains activated by shearing

Hu Zheng, Dong Wang, Jonathan Barés, Robert Behringer

► **To cite this version:**

Hu Zheng, Dong Wang, Jonathan Barés, Robert Behringer. Sinking in a bed of grains activated by shearing. *Physical Review E* , 2018, 98 (1), 10.1103/PhysRevE.98.010901 . hal-01878501

HAL Id: hal-01878501

<https://hal.science/hal-01878501>

Submitted on 21 Sep 2018

HAL is a multi-disciplinary open access archive for the deposit and dissemination of scientific research documents, whether they are published or not. The documents may come from teaching and research institutions in France or abroad, or from public or private research centers.

L'archive ouverte pluridisciplinaire **HAL**, est destinée au dépôt et à la diffusion de documents scientifiques de niveau recherche, publiés ou non, émanant des établissements d'enseignement et de recherche français ou étrangers, des laboratoires publics ou privés.

Sinking in a bed of grains activated by shearing

Hu Zheng,^{1,2} Dong Wang,² Jonathan Barés,^{2,3} and Robert P. Behringer^{2,*}¹*School of Earth Science and Engineering, Hohai University, Nanjing, Jiangsu 211100, China*²*Department of Physics & Center for Nonlinear and Complex Systems, Duke University, Durham, North Carolina 27708, USA*³*LMGC, UMR 5508 CNRS-University Montpellier, 34095 Montpellier, France*

(Received 10 August 2017; revised manuscript received 9 December 2017; published 9 July 2018)

We show how a weak force f enables intruder motion through dense granular materials subject to external mechanical excitations, in the present case, stepwise shearing. A force acts on a Teflon disk in a two-dimensional system of photoelastic disks. This force is much smaller than the smallest force needed to move the disk without any external excitation. In a cycle, the material plus intruder are sheared quasistatically from $\gamma = 0$ to γ_{\max} , and then backwards to $\gamma = 0$. During various cycle phases, fragile and jammed states form. Net intruder motion δ occurs during fragile periods generated by shear reversals. δ per cycle, e.g., the quasistatic rate c , is constant, linearly dependent on γ_{\max} and f . It vanishes as $c \propto (\phi_c - \phi)^a$, with $a \simeq 3$ and $\phi_c \simeq \phi_J$, reflecting the stiffening of granular systems under shear [J. Ren, J. A. Dijksman, and R. P. Behringer, *Phys. Rev. Lett.* **110**, 018302 (2013)] as $\phi \rightarrow \phi_J$. The intruder motion induces large-scale grain circulation. In the intruder frame, this motion is a granular analog to fluid flow past a cylinder, where f is the drag force exerted by the flow.

DOI: [10.1103/PhysRevE.98.010901](https://doi.org/10.1103/PhysRevE.98.010901)

How can an intruder, subject to a weak force, burrow through a dense granular material undergoing mechanical excitation? Such motion has drawn considerable recent interest [1–5], and is relevant to fields from biology [6], and earth science [7–9] to engineering. Intruder motion implies temporary weakening of the material due to mechanical excitation, which may be vibration or tapping. Here, however, we consider a different excitation: quasistatic cyclic shear. Particularly relevant is the granular jamming/unjamming transition between fluidlike and solidlike states [10–15], where the packing fraction ϕ is key. Increasing ϕ above ϕ_J jams the system [11,16], limiting intruder mobility. Shear also controls jamming. For $\phi_S < \phi < \phi_J$, sheared low stress states strengthen and can jam [10,12,17]. Reversing shear weakens force networks, unjams fragile [18] or shear jammed states, and enhances intruder mobility. Transitioning between unjammed, fragile, and jammed states, without changing density, creates long-range force changes and plastic rearrangements, facilitating or limiting intruder motion. Overall, mechanical fluctuations are a source of thermal-like noise [1,4,13,19–22].

We characterize the motion of a large (relative to grains) embedded object, subject to a time-varying cyclic shear, and a force f parallel to the shear direction. These experiments provide two key features: (i) control of overall density, and (ii) observation of particle scale forces and motion. These provide direct connections between granular mechanics and intruder motion. If $f = 0$, the intruder executes random motion. Otherwise, even if f is much smaller than the smallest force needed to drive the intruder through the unperturbed material, it advances slowly in the \vec{f} direction. The intruder experiences granular stresses that are low when the material is unjammed, fragile, or very weakly jammed [12,23–26]. Crucially,

softening during cyclic shear provides deformable granular states enabling much of the intruder motion. Force chains and networks [12,27] play a key role, changing dramatically over a cycle. Shear (shear reversal) jams (weakens) granular systems [10,12,27], which switches the intruder mobility from low to high. As the intruder moves through the material, grains flow around it. In the intruder frame, this system is a granular analog of fluid flow around a cylinder. By Newton’s third law, f is the drag force exerted by the granular material on the intruder, and the locally coarse-grained flow shows chaotic vortices.

Previous experiments explored related phenomena: studies of intruder speed versus drag force [28], granular flow around an intruder [1–4,29], and slow creep of an intruder outside of a shear band [13]. However, a deep understanding of cooperative microscopic granular dynamics leading to the object’s motion, addressed here, is lacking [30].

Our intruder is a 7.62-cm-diam Teflon disk embedded in a quasistatically sheared two-dimensional (2D) granular medium of bidisperse photoelastic disks, subject to a uniform and constant drag force f along the shear direction. The intruder and grains are confined in a horizontal cell [27] [Fig. 1(a)], and cyclically sheared N_c times, with amplitude γ_{\max} . Shear is carried out stepwise by deforming initially square boundaries ($40 \times 40 \text{ cm}^2$) to a parallelogram, then returning to their original shape. Each step has magnitude 0.25% [Fig. 1(b)], with $1.25\% \leq \gamma_{\max} \leq 20\%$. $N_c = 50$, unless the intruder reaches the boundary. Photoelastic particles provide grain-scale forces. The bidisperse disks have diameters 1.59 and 1.27 cm and thickness 0.64 cm, were cast from photoelastic material, as in Refs. [31,32], and have small UV-sensitive lines on top. The intergrain friction coefficient was 0.62. The packing fraction ϕ was constant for a given run, and was tuned by changing the particle number from 852 to 896, with the ratio of large to small particles constant ($N_{\text{large}}/N_{\text{small}} = 0.29$). A constant f was applied by a string running just

*bob@phy.duke.edu

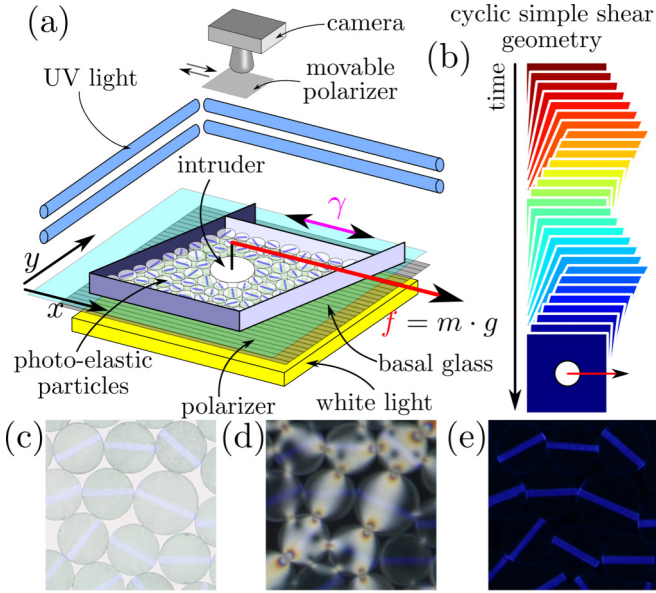


FIG. 1. (a) Sketch of experimental setup: A 76.2-mm-diam intruder immersed in a bidisperse layer of photoelastic disks was pulled with a constant force f . The intruder started at low x values (i.e., to the left), centered along the y axis; under shear, it moved along the x axis. The system was imaged from above by a high-definition camera following each shear step: in (c) white light, (d) cross-polarized light, and (e) UV. Each particle was marked with a small UV-sensitive bar. (b) Shear protocol: One cycle of shear strain was applied to the whole system stepwise to γ_{\max} by deforming the initially square box to a parallelogram, at constant area. The shear was then reversed, also stepwise, back to the original boundary configuration. This protocol was repeated N_c times.

above the particles and over a pulley, then to a vertically hanging mass, m ($64g \leq m \leq 109g$). f was too small to move the intruder without shear [see Supplemental Material (SM) [33]]. The system was illuminated from below by circularly polarized white light, and from above by UV light. After each shear step, we recorded high-resolution images (Canon EOS 70D, 5472×3648 px) with and without a crossed circular polarizer and with only UV light on [see Figs. 1(c)–1(e), respectively]. Normal light (UV light) images gave the particle and intruder positions (orientation). The pressure P inside each disk [Figs. 4(c)–4(f)] was computed from the squared gradient of the photoelastic image intensity as in Refs. [10,34–36], $P \propto \overline{G^2} = \langle |\nabla I|^2 \rangle$ [17,23], where the bar implies a system average.

Characterizing the response. The intruder exhibits affine and nonaffine motion. In the y direction, the intruder, which sits approximately in the middle, experiences only small-amplitude, roughly periodic, zero-mean nonaffine motion (although we observe some random drift—see Fig. S1 [33]). In the x direction, it experiences affine motion due to a forward shear of $\sim \gamma_{\max}/2$, and a nominal return to its starting point during reversal [Fig. 1(b)], hence zero affine motion per cycle. But, the nonaffine intruder motion δ_x , parallel to the applied force, provides net forward motion to each cycle. Henceforth, we only consider $\delta \equiv \delta_x$. Several parameters affect δ : f , ϕ , γ_{\max} , the intergranular friction coefficient, the intruder shape

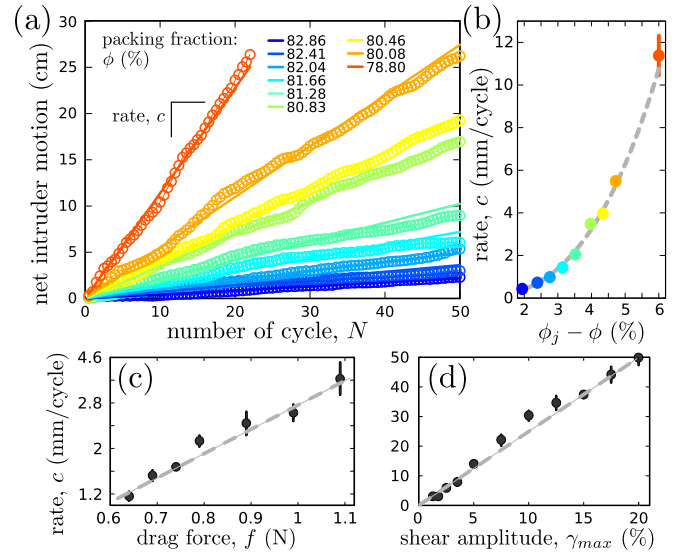


FIG. 2. (a) Cumulative net intruder motion δ vs N , for different constants, for different packing fractions ϕ . Here, $f = 1.09$ N and $\gamma_{\max} = 10\%$. The data are consistent with a linear dependence of δ on N : $\delta = cN$. (b) Variation of the quasistatic rate c as a function of the distance to the jamming packing fraction. This varies as a power law: $c = 0.054(\phi_J - \phi)^{2.95}$ (ϕ in percent). (c) Constant drag force f vs c . Here, $\phi = 80.83\%$, and $\gamma_{\max} = 10\%$. The intruder quasistatic rate increases linearly with f : $c = 4.28f - 1.46$ mm. (d) Shear amplitude γ_{\max} vs c with $f = 1.09$ N and $\phi = 80.83\%$. c increases linearly with γ_{\max} : $c = 2.56\gamma_{\max} + 1.11$ mm.

and relative size, the shear box dimension, etc. Here, we focus on the first three.

We first consider transients and boundary effects. For five to ten cycles, the grains rearrange, forgetting their initial conditions. Also, δ varies more slowly for higher N as the intruder approaches the boundary, an effect that is stronger for larger f , as the intruder comes closer to the boundary then. Except for a few initial and final cycles, δ varies linearly with N : $\delta = cN$. This behavior [Fig. 2(a)] occurs for all ϕ , f , and γ_{\max} (see Supplemental Material [33]).

The key global scale physics is contained in $c(f, \phi, \gamma_{\max})$. To characterize the role of packing fraction we vary ϕ from 78.8% to 82.86% for fixed $f = 1.09$ N and $\gamma_{\max} = 10\%$. The lowest packing fraction is slightly above the lower limit of shear jamming, and the highest packing fraction is a bit lower than the isotropic frictionless jamming point [10,12,27]. For these ϕ 's, δ is linear in N [Fig. 2(a)], but as in Fig. 2(b), c follows a power law in the distance to $\phi_J \simeq 83.5\%$: $c \sim (\phi_J - \phi)^n$, with $n = 2.95 \pm 0.05$. Thus, for higher ϕ 's, the intruder experiences diverging resistance from the granular material. This is consistent with the data of Ren *et al.* [10], who showed a diverging Reynolds pressure, i.e., pressure generated by shear strain, characterized by the Reynolds coefficient $R \sim (\phi_J - \phi)^{-\beta}$, where $\beta = 3.3 \pm 0.1$ [$R \equiv (1/2)\partial^2 P / \partial \gamma^2$]. Interestingly, the rms velocity fluctuations for grains near the intruder are linear in c [37], but do not entirely vanish as $\phi \rightarrow \phi_J$ (Figs. S6 and S7 [33]). We probe the role of f by varying f from 0.64 to 1.09 N at fixed $\phi = 80.83\%$, and $\gamma_{\max} = 10\%$. As in Fig. 2(c), $c \propto f$ [38], with $dc/df = 4.28 \pm 0.34$ mm/N [39], unlike the ‘‘Eyring-like’’ [40] behavior observed by Ref. [13].

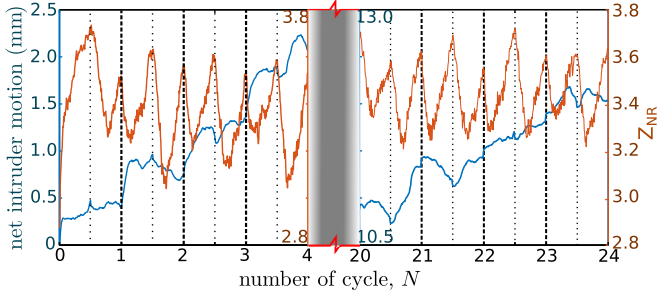


FIG. 3. Net intruder displacement (blue) and average contact number for nonrattler particles (red) of the first four cycles and 20th–24th cycles ($f = 1.09 N$, $\phi = 80.83\%$, and $\gamma_{\max} = 20\%$).

Also, $c \propto \gamma_{\max}$, e.g., Fig. 2(d), where the slope is $dc/d\gamma_{\max} = 2.56 \pm 0.15$ mm.

A related controlling factor is whether the system is jammed, fragile, or unjammed over different parts of each cycle. The contact number Z is a useful measure of jamming, and Fig. 3 shows data for the system-averaged Z for nonrattler particles, i.e., particles with at least two contacts. Zhang *et al.* [12] showed that shear jamming for a similar system was reached for $Z_{\text{NR}} \simeq 3.4$, with fragile states down to $Z_{\text{NR}} \simeq 3.0$. Figure 3 makes several points. First, Z_{NR} varies between values fragile state values up to robustly jammed values where $Z_{\text{NR}} \simeq 3.7$. Under shear reversal, Z_{NR} versus strain (in step number) changes slope abruptly. Typically, the intruder experiences much of its forward motion between the strain direction reversal and when Z_{NR} reaches a local minimum. Strain reversals cause changes in the orientation of the force network, and the minima in Z_{NR} correspond to times when the system is softest.

The softening and reorientation of the network facilitate the intruder motion. As noted, $\overline{G^2}$ is roughly linearly proportional to the pressure [17,23]. During a cycle, the difference in forces acting on the left and right sides of the intruder changes substantially, becoming small or zero following strain reversals, and in general when $\delta > 0$. Also, the material stiffens and softens over a cycle, limiting or enhancing mobility. Additionally, there is asymmetry in the granular stresses between the left and right side of the intruder. Finally, shear reversals reorient the force networks, and hence the principal stress directions, causing wiggling of the intruder and changes in the force on the intruder in the x direction. Below, we elaborate on these features.

In the first cycle, the system starts from $P = 0$. During the first forward shear, the network and $\overline{G^2}$ initially grow rapidly, then more moderately, and typically saturate as $\gamma \rightarrow \gamma_{\max}$. When the strain is reversed, a similar process occurs, but the state at reversal, set by the forward shear, is strongly jammed, with a network that more robustly resists forward than reverse shear. After a few cycles, the system behavior is typified by the cycle shown in Fig. 4 (see videos in SM [33]). The initial state of this cycle inherits a force network created by the previous reverse strain.

To understand the effect of the force networks on the intruder motion, we separate the granular system into right (in “front” of the intruder) and left [behind the intruder; see

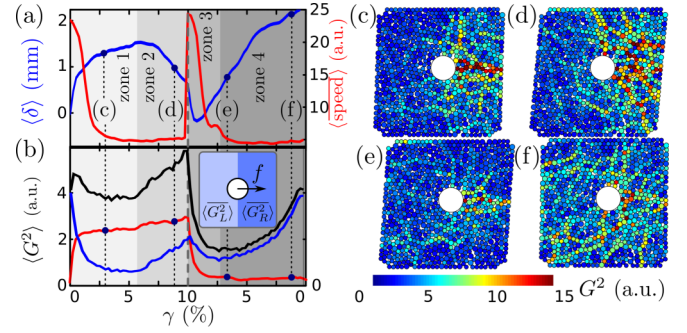


FIG. 4. (a) Net intruder displacement (blue) and mean particle displacement (red) during a typical cycle ($f = 1.09 N$, $\phi = 80.83\%$, and $\gamma_{\max} = 10\%$). (b) Evolution of P to the right of the intruder, $\langle \overline{G_R^2} \rangle$ (black), to the left of the intruder, $\langle \overline{G_L^2} \rangle$ (blue), and the difference, $\langle \overline{G_R^2} \rangle - \langle \overline{G_L^2} \rangle$ (red). The last measures the net granular drag force on the intruder. Inset: Sketch of the regions to the left (light blue) and right (dark blue) of the intruder center, used to average G^2 . (c)–(f) G^2 for each particle for different steps of the shear cycle presented in (a) and (b). In (c), the intruder compresses grains to the right. In (d), the shear jammed state is nucleating. The intruder moves in the negative x direction because of high differential granular pressure. In (e), following shear reversal, the particles rearrange and the strong granular force network almost vanishes. In (f), the force network has reformed but it is weaker than and has a different orientation than the network in (d).

the inset of Fig. 4(b)] along a vertical line through the intruder center. The difference $\langle \overline{G_R^2} \rangle - \langle \overline{G_L^2} \rangle$ [e.g., Fig. 4(a)] is a good measure of the net granular force on the intruder, which we relate to the net intruder motion in Fig. 4(b). Figure 4 pertains to a typical cycle after transients with $\gamma_{\max} = 10\%$, $\phi = 80.83\%$, and $f = 1.09 N$. We also relate the measures of Figs. 4(a) and 4(b) to representative force networks during several phases of the cycle [Figs. 4(c)–4(f)]. For forward and reverse shear, the response immediately after shear reversals shows strong variations in $\langle \overline{G_R^2} \rangle - \langle \overline{G_L^2} \rangle$, in the force networks, and the displacements of the intruder and the grains. In particular, $\langle \overline{G_R^2} \rangle - \langle \overline{G_L^2} \rangle$ decreases strongly after reversals as the networks, which have oriented to resist the applied shear, weaken and reorient to resist shear in the reverse direction. The states following reversals are relatively fragile or soft, allowing δ to grow. This unloading mechanism, in the present case, associated with shear unjamming, is the crucial mechanism that allows the intruder to advance over multiple cycles. After some amount of strain following a reversal, the system re-jams, limiting the intruder nonaffine motion, and setting the stage for the next shear reversal. Stress reversals are associated with oscillatory motion of the intruder in the y direction, but with almost no net vertical motion over a cycle.

Collective particle motion. The intruder motion drives system-spanning, phase-dependent, collective particle motion. In the intruder frame, this motion is reminiscent of fluid flow past a cylinder. Figures 5(a) and 5(b) show the cycle-averaged particle displacement streamlines in the intruder frame at times (c) and (e) in Fig. 4(a). Each corresponds to $\sim 1/8$ of a cycle after the reverse-forward, and forward-reverse strain direction changes. The material must flow around the intruder, and the

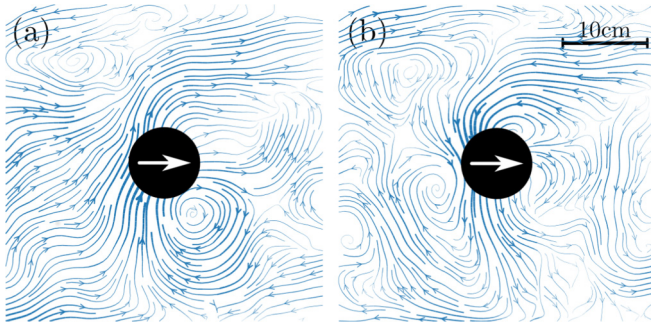


FIG. 5. Large-scale quasistatic convective flow. Images (a) and (b) show the non-affine flow of particles in the frame of the intruder averaged over 50 cycles corresponding to positions (c) and (e) of the shear cycle in Figs. 4(a) and 4(b), respectively. There is large-scale collective motion extending to the boundaries of the box including major vortices that partially change direction between (a) and (b). The average nonaffine displacement of the particles is given in Fig. S2 of the SM [33]. These data pertain to a typical experiment: $f = 1.09$ N, $\phi = 80.83\%$, and $\gamma_{\max} = 15\%$. See SM for a video of the quasistatic flow [33].

overall particle displacements and cycle, averaged over all cycles of a run, are given in Fig. S2 of the Supplemental Material [33]. From the laboratory frame perspective, these collective motions occur as the intruder pushes material to the right (left) in Fig. 5(a) [Fig. 5(b)], and are not time-reversal symmetric for the two cases. Particles undergo slow flow everywhere in the cell and their motion is largest when the intruder quasistatic rate is largest. Although it is not apparent in the averages of Fig. 4, the flow is not periodic in γ , but rather shows chaotic dynamics, as shown in the SM [33] (see videos).

We contrast the present large-scale grain motion with the results of Kolb *et al.* [1,2] and of Harich *et al.* [4]. The Kolb *et al.* [1] flows consist roughly of two counter-rotating vortices that are qualitatively but not necessarily quantitatively similar to the collective motion observed in Fig. S2 [33]. More recently, Kolb *et al.* [2] observed flow throughout their system, with a return flow behind the intruder, hence, no large empty wake behind the intruder. The Harich *et al.* [4] experiments also

show grain flow in the vicinity of the intruder, but seemingly much weaker than in the present experiments.

To conclude, the present experiments have demonstrated the key physical mechanisms that enable intruder motion through a dense granular material activated by cyclic shear. An essential feature is the ability to measure particle scale forces. This approach shows that the intruder moves when the force network weakens (following strain reversals), the net granular force on the intruder is small, and the contact number Z_{NR} drops. The intruder moves through the material at a quasistatic rate c that varies linearly with the external driving force f and with the amplitude of shear strain γ_{\max} . The rms velocity fluctuations, in turn, depend linearly on c . c depends strongly on ϕ , effectively vanishing at a critical ϕ close to the isotropic jamming ϕ_J . The dependence of c on ϕ , $c \propto (\phi_J - \phi)^{2.95}$, matches (inversely) the Reynolds pressure dependence on ϕ reported by Ren *et al.* [10]. In the intruder frame, f corresponds to the drag force exerted by grains that flow past the intruder. The grain flow exhibits complex space-filling vortex motion that is qualitatively similar to fluid flow past a cylinder. This similarity is striking, since the fluid case is associated with instability in continuum equations of motion, whereas the grain case corresponds to the collective motion of manifestly discrete particles. The mechanisms that allow intruder motion are not limited to two dimensions, and it seems reasonable to expect that they would also apply in three dimensions.

By comparison, in the work of Reddy *et al.* [13], the intruder advances in a direction that is at least partially resisted by the shear stresses induced by the applied shear. The Eyring-like excitations of the intruder in the Reddy *et al.* experiments suggest that the intruder motion was caused by intermittent fluctuations associated with the steady shear, that provide the mechanism to temporarily reduce the granular force resisting the forward motion of the intruder. Also in Reddy *et al.* [13], grains can rearrange because the surface of the (three-dimensional) material is unconstrained.

This work was supported by NSF Grant No. DMR1206351, NASA Grant No. NNX15AD38G, the William M. Keck Foundation, a RT-MRSEC fellowship, and Labex NumEv anr-10-labx-20 (JB). H.Z. also thanks NSFC Grant No. 41672256 and the NSFC (Jiangsu) Grant No. BK20140845 for financial support.

-
- [1] E. Kolb, J. Cviklinski, J. Lanuza, P. Claudin, and E. Clément, *Phys. Rev. E* **69**, 031306 (2004).
 - [2] E. Kolb, P. Cixous, N. Gaudouen, and T. Darnige, *Phys. Rev. E* **87**, 032207 (2013).
 - [3] A. Seguin, Y. Bertho, P. Gondret, and J. Crassous, *Phys. Rev. Lett.* **107**, 048001 (2011).
 - [4] R. Harich, T. Darnige, E. Kolb, and E. Clément, *Europhys. Lett.* **96**, 54003 (2011).
 - [5] L. Staron and J. C. Phillips, *Phys. Rev. E* **92**, 022210 (2015).
 - [6] R. D. Maladen, Y. Ding, C. Li, and D. I. Goldman, *Science* **325**, 314 (2009).
 - [7] A. H. Clark, L. Kondic, and R. P. Behringer, *Phys. Rev. Lett.* **109**, 238302 (2012).
 - [8] A. H. Clark and R. P. Behringer, *Europhys. Lett.* **101**, 64001 (2013).
 - [9] A. H. Clark, A. J. Petersen, and R. P. Behringer, *Phys. Rev. E* **89**, 012201 (2014).
 - [10] J. Ren, J. A. Dijksman, and R. P. Behringer, *Phys. Rev. Lett.* **110**, 018302 (2013).
 - [11] M. van Hecke, *J. Phys.: Condens. Matter* **22**, 033101 (2010).
 - [12] D. Bi, J. Zhang, B. Chakraborty, and R. P. Behringer, *Nature (London)* **480**, 355 (2011).

- [13] K. A. Reddy, Y. Forterre, and O. Pouliquen, *Phys. Rev. Lett.* **106**, 108301 (2011).
- [14] J. Zhang, T. S. Majmudar, A. Tordesillas, and R. P. Behringer, *Granular Matter* **12**, 159 (2010).
- [15] R. R. Hartley and R. P. Behringer, *Nature (London)* **421**, 928 (2003).
- [16] A. J. Liu and S. R. Nagel, *Nature (London)* **396**, 21 (1998).
- [17] T. S. Majmudar and R. P. Behringer, *Nature (London)* **435**, 1079 (2005).
- [18] M. E. Cates, J. P. Wittmer, J.-P. Bouchaud, and P. Claudin, *Phys. Rev. Lett.* **81**, 1841 (1998).
- [19] G. Debrégeas, H. Tabuteau, and J.-M. di Meglio, *Phys. Rev. Lett.* **87**, 178305 (2001).
- [20] P. Sollich, F. Lequeux, P. Hébraud, and M. E. Cates, *Phys. Rev. Lett.* **78**, 2020 (1997).
- [21] P. Schall, D. Weitz, and F. Spaepen, *Science* **318**, 1895 (2007).
- [22] R. P. Behringer, D. Bi, B. Chakraborty, S. Henkes, and R. R. Hartley, *Phys. Rev. Lett.* **101**, 268301 (2008).
- [23] J. Geng and R. P. Behringer, *Phys. Rev. E* **71**, 011302 (2005).
- [24] R. Candelier, O. Dauchot, and G. Biroli, *Phys. Rev. Lett.* **102**, 088001 (2009).
- [25] R. Candelier and O. Dauchot, *Phys. Rev. E* **81**, 011304 (2010).
- [26] C. Coulais, A. Seguin, and O. Dauchot, *Phys. Rev. Lett.* **113**, 198001 (2014).
- [27] H. Zheng, J. A. Dijksman, and R. P. Behringer, *Europhys. Lett.* **107**, 34005 (2014).
- [28] Y. Takehara and K. Okumura, *Phys. Rev. Lett.* **112**, 148001 (2014).
- [29] A. Seguin, Y. Bertho, F. Martinez, J. Crassous, and P. Gondret, *Phys. Rev. E* **87**, 012201 (2013).
- [30] J. Goyon, A. Colin, G. Ovarlez, A. Ajdari, and L. Bocquet, *Nature (London)* **454**, 84 (2008).
- [31] M. Cox, D. Wang, J. Barés, and R. P. Behringer, *Europhys. Lett.* **115**, 64003 (2016).
- [32] J. Barés, S. Mora, J.-Y. Delenne, and T. Fourcaud, *EPJ Web Conf.* **140**, 14008 (2017).
- [33] See Supplemental Material at <http://link.aps.org/supplemental/10.1103/PhysRevE.98.010901> for additional information on net intruder motion, details on particle movements, yield force for different packing fraction, and translational and rotational displacement field.
- [34] D. Howell, R. P. Behringer, and C. Veje, *Phys. Rev. Lett.* **82**, 5241 (1999).
- [35] J. Geng, D. Howell, E. Longhi, R. P. Behringer, G. Reydellet, L. Vanel, E. Clément, and S. Luding, *Phys. Rev. Lett.* **87**, 035506 (2001).
- [36] R. P. Behringer, D. Bi, B. Chakraborty, A. Clark, J. A. Dijksman, J. Ren, and J. Zhang, *J. Stat. Mech.: Theory Exp.* (2014) P06004.
- [37] Q. Zhang and K. Kamrin, *Phys. Rev. Lett.* **118**, 058001 (2017).
- [38] H. A. Makse and J. Kurchan, *Nature (London)* **415**, 614 (2002).
- [39] Error bars give the 95% confidence interval.
- [40] H. Eyring, *J. Chem. Phys.* **4**, 283 (1936).