



**HAL**  
open science

## Multiple ionization cross sections for swift ion impact on ne-like molecules

Mariel E. Galassi, Veronica Tessaro, Benoit Gervais, Michael Beuve

### ► To cite this version:

Mariel E. Galassi, Veronica Tessaro, Benoit Gervais, Michael Beuve. Multiple ionization cross sections for swift ion impact on ne-like molecules. 10TH INTERNATIONAL SYMPOSIUM ON SWIFT HEAVY IONS IN MATTER & 28TH INTERNATIONAL CONFERENCE ON ATOMIC COLLISIONS IN SOLIDS - SHIM-ICACS 2018, Jul 2018, Caen, France. 2018. hal-01875650

**HAL Id: hal-01875650**

**<https://hal.science/hal-01875650v1>**

Submitted on 17 Sep 2018

**HAL** is a multi-disciplinary open access archive for the deposit and dissemination of scientific research documents, whether they are published or not. The documents may come from teaching and research institutions in France or abroad, or from public or private research centers.

L'archive ouverte pluridisciplinaire **HAL**, est destinée au dépôt et à la diffusion de documents scientifiques de niveau recherche, publiés ou non, émanant des établissements d'enseignement et de recherche français ou étrangers, des laboratoires publics ou privés.



# MULTIPLE IONIZATION CROSS SECTIONS BY ION IMPACT ON Ne-like MOLECULES

Mariel E. Galassi<sup>1,\*</sup>, Veronica Tessaro<sup>1,2</sup>, Benoit Gervais<sup>3</sup> and Michael Beuve<sup>2</sup>

(1) Instituto de Física de Rosario (CONICET-UNR) Av. Pellegrini 250, 2000 Rosario, Argentina  
 (2) IPNL, Université de Lyon, CNRS/IN2P3 UMR 5822, Université Lyon 1, France  
 (3) CIMAP, UMR 6252, Caen, France

(\*) galassi@fceia.unr.edu.ar



## Abstract

Single and **Multiple Ionization Cross Sections (MICS)** by ion impact on Ne and Ne-like molecules are calculated in the framework of the **Independent Electron Model (IEM)** and taken into account post-collisional effects like Auger and Coster-Kronig processes. The single particle probabilities in the MICS, are represented by decreasing exponential functions, called the **Exponential Model (EM)**. The net ionization cross sections by atomic or molecular orbital required as input by the EM, are calculated using the **CDW-EIS** approximation. The MICS calculated with the EM probabilities are in very good agreement with experimental data and present better agreement than other more complex theoretical models

## Theoretical Model

### Independent Electron Model

The collision is seen as a product of independent interactions between the projectile and the target electrons. Electron correlation is not considered

### Q-fold Ionization Cross Section

$$\sigma_q = 2\pi \int b P_q(b) db$$

$$P_q(b) = \sum_{q_1+q_2+q_3+\alpha=q} \prod_{i=1}^3 \binom{N_i}{q_i} p_i^{q_i} (1-p_i)^{N_i-q_i} \mathcal{P}(q_1, q_2, q_3, \alpha)$$

Post-collisional correction

$$\mathcal{P}(q_1, q_2, q_3, \alpha) = \sum_{\alpha_j=0}^{\alpha} \prod_{j=1}^{q_1} m_{1s}(q_2, q_3, \alpha_j) \prod_{j=q_1+1}^{q_1+q_2} m_{2s}(q_3, \alpha_j)$$

Ne post-collisional Auger Probabilities

$$m_{1s}(q_2, q_3, \alpha) = \begin{cases} 1 - \frac{8-q_2-q_3}{8} (1-\beta_{1s}(\alpha)) & \alpha=0 \\ \frac{8-q_2-q_3}{8} \beta_{1s}(\alpha) & \alpha \neq 0 \end{cases}$$

$$m_{2s}(q_3, \alpha) = \begin{cases} 1 - \frac{6-q_3}{6} (1-\beta_{2s}(\alpha)) & \alpha=0 \\ \frac{6-q_3}{6} \beta_{2s}(\alpha) & \alpha \neq 0 \end{cases}$$

$\alpha$	$\beta_{1s}(\alpha)$	$\beta_{2s}(\alpha)$
0	0.010	0.873
1	0.736	0.119
2	0.220	0.008
3	0.031	
4	0.003	

Carlson et al. Phys. Rev. **151** (1966) 151-47

### Exponential Model (EM): single particle probability for ionization

$$p_i(b) = p_{i0} e^{-b/r(i)}$$

$$r(i) = \frac{n_i^2}{\sqrt{-2n_i^2 \epsilon_i}}$$

The parameter  $p_{i0}$  needs to reproduce *CDW-EIS* total cross sections for single-electron emission per electron for each orbital

### Ne

Atomic Orbital	Populations	Binding energy (eV)
1s	2	-891,4
2s	2	-52,5
2p	6	-23,13

### CH<sub>4</sub>

Molecular Orbital	Populations	Binding energy (eV)
C1s (2)	2.00 C1s	-290.7
2a <sub>1</sub> (2)	1.133 C2s + 0.867 H1s	-22.9
1t <sub>2</sub> (6)	3.399 C2p + 2.601 H1s	-12.6

### NH<sub>3</sub>

Molecular Orbital	Populations	Binding energy (eV)
1a <sub>1</sub> (2)	2.00 N1s	-405,6
2a <sub>1</sub> (2)	1.207 N2s + 0.067 N2p + 0.726 H1s	-31.13
1e (4)	2.31 N2p + 1.69 H1s	-17.19
3a <sub>1</sub> (2)	0.238 N2s + 1.719 N2p + 0.043 H1s	-10.16

## Conclusions

- Multiple Ionization Cross Sections of Ne, H<sub>2</sub>O, NH<sub>3</sub> and CH<sub>4</sub> by ion impact were obtained applying the Independent Electron Model and taken into account post-collisional effects.
- The results obtained using EM single particle probabilities + post-collisional effects are in very good agreement with experimental data.
- Post-collisional effects dominates the Double Ionization Cross Sections for energies higher than 1 MeV for proton impact, but it depends on the ionization degree.
- We will continue investigating the applicability of the EM-MICS model to describe the fragmentation channels of Ne-like molecular targets.

## Acknowledgements

This work was partially supported by the following institutions: Consejo Nacional de Investigaciones Científicas y Técnicas (CONICET), Universidad Nacional de Rosario (UNR) (PID-ING 515 and AVEdocente), LABEX PRIMES (ANR-11-LABX-0063) of Université de Lyon, within the program 'Investissements d'Avenir' (ANR-11-IDEX-0007) operated by the French National Research Agency (ANR). We also acknowledge the financial support by ITMO Cancer in the framework of Plan Cancer 2009–2013.

## Ne, CH<sub>4</sub>, NH<sub>3</sub> and H<sub>2</sub>O

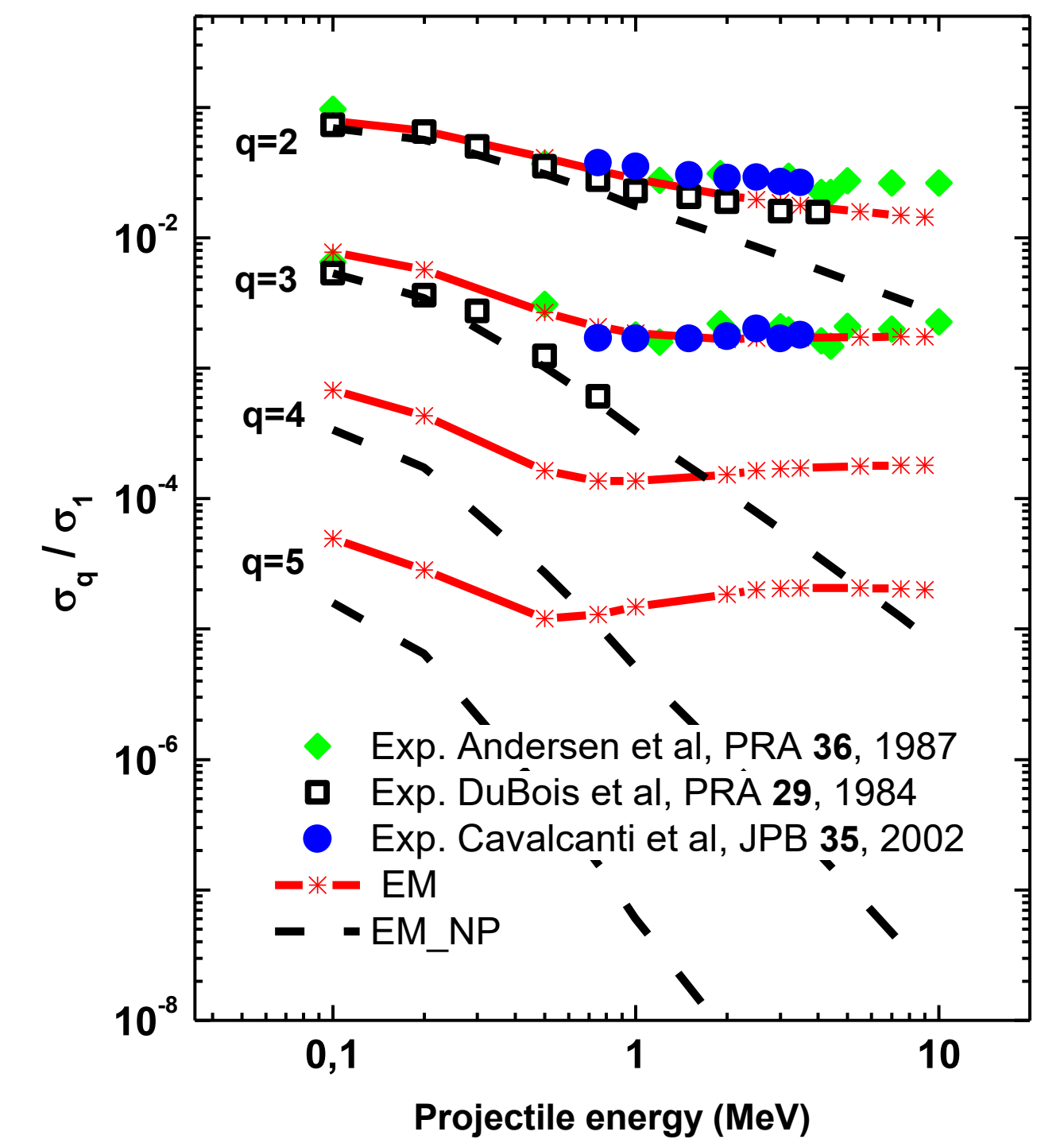
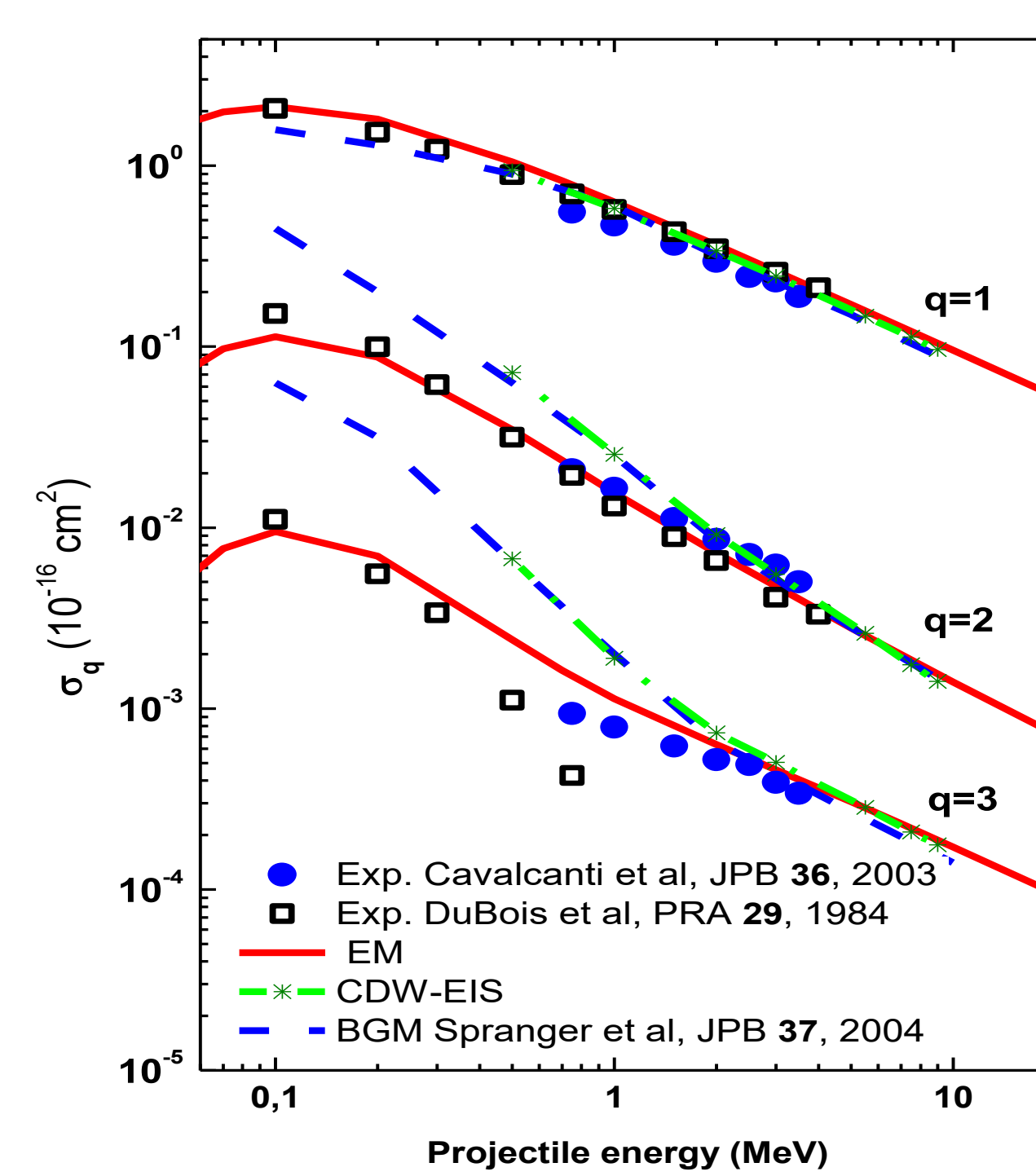
### Processes for target electron loss:

- Single and multiple Ionization
- Electron capture ⇒ Not considered in this work
- Auger-like ionization processes ⇒ Very important at high projectile energy!

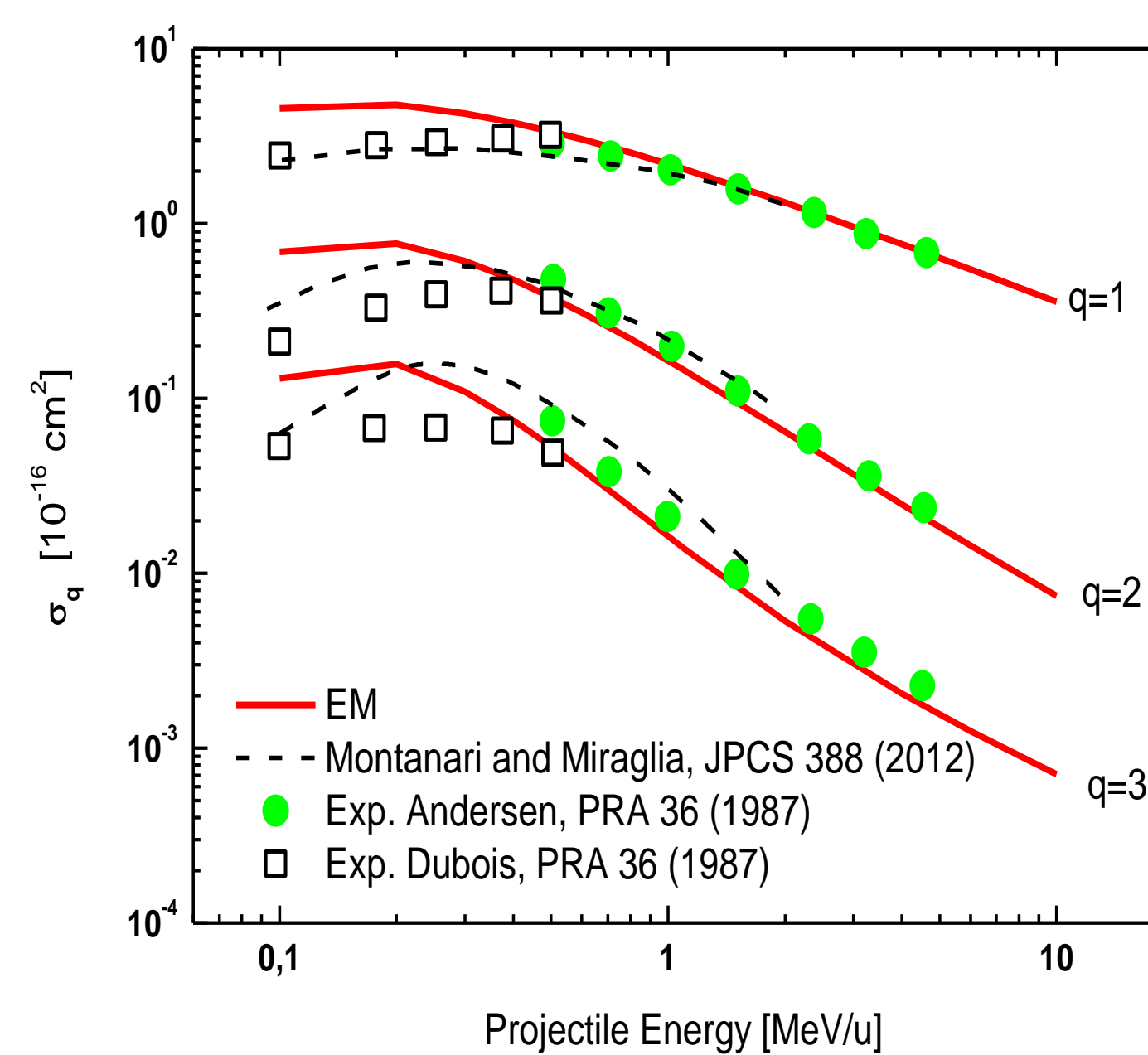
## Multiple ionization Cross Sections

### H<sup>+</sup> + Ne

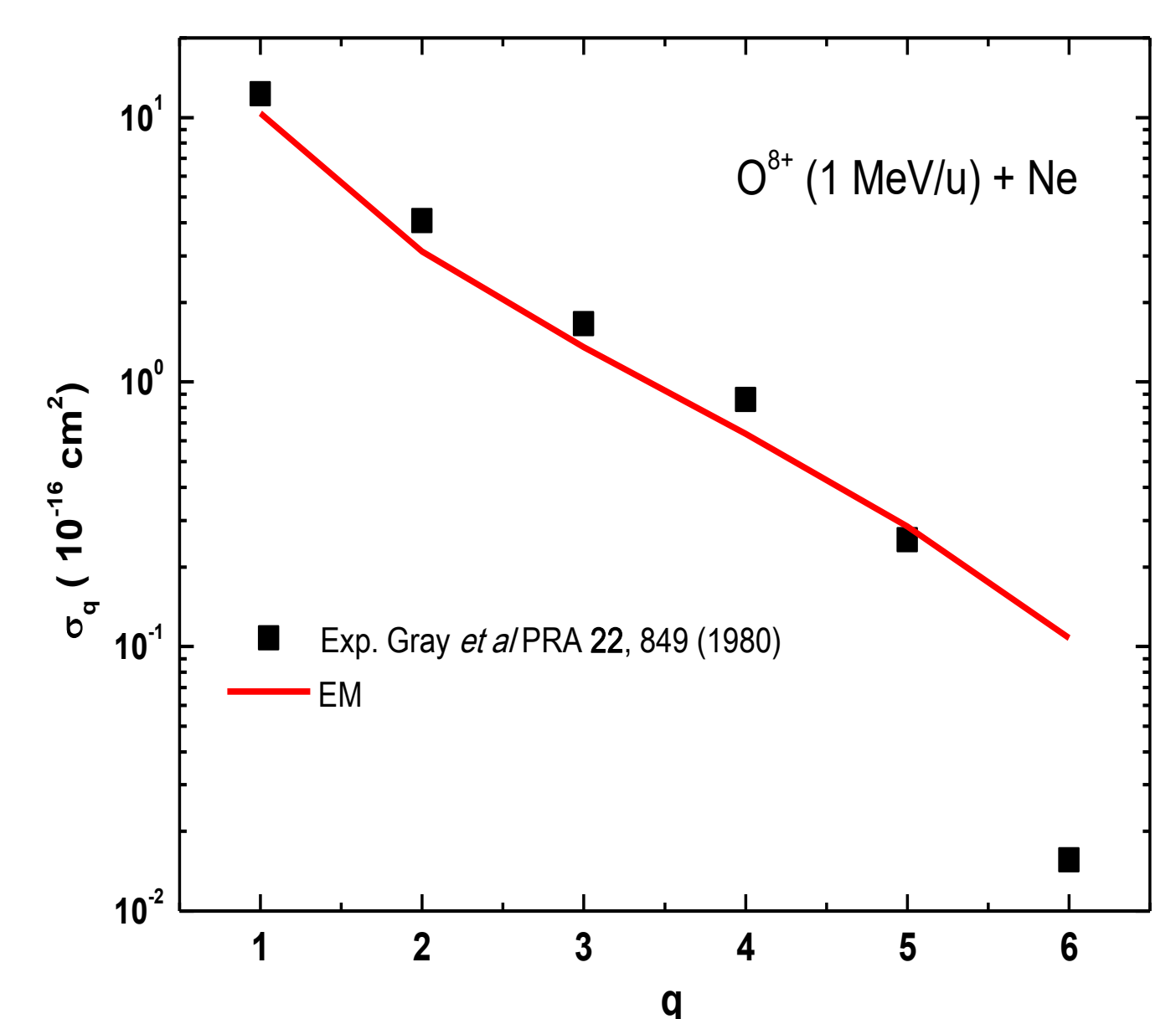
Galassi M E, Rivarola R D, and Fainstein P D 2007 Phys. Rev. A 75 052708



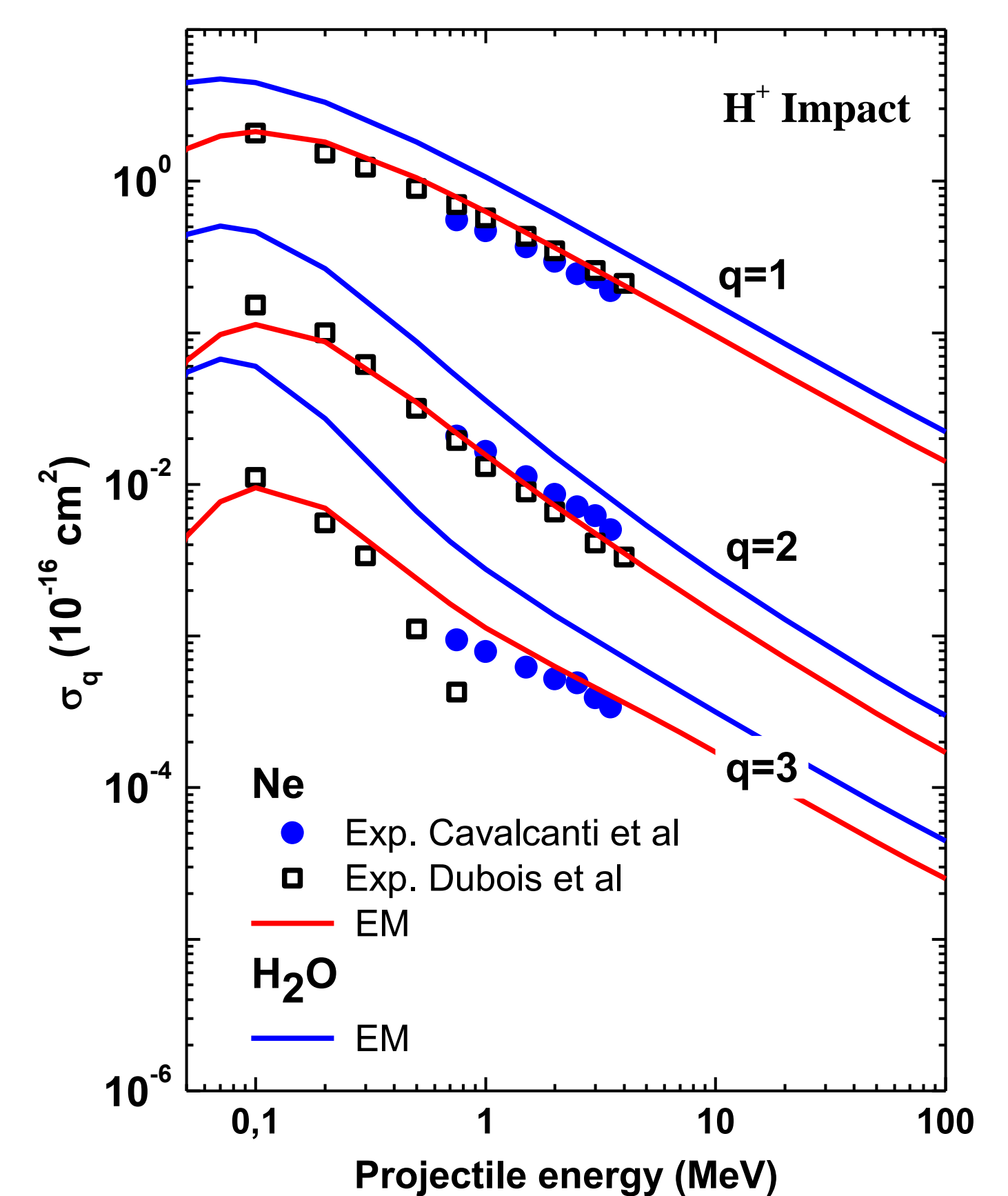
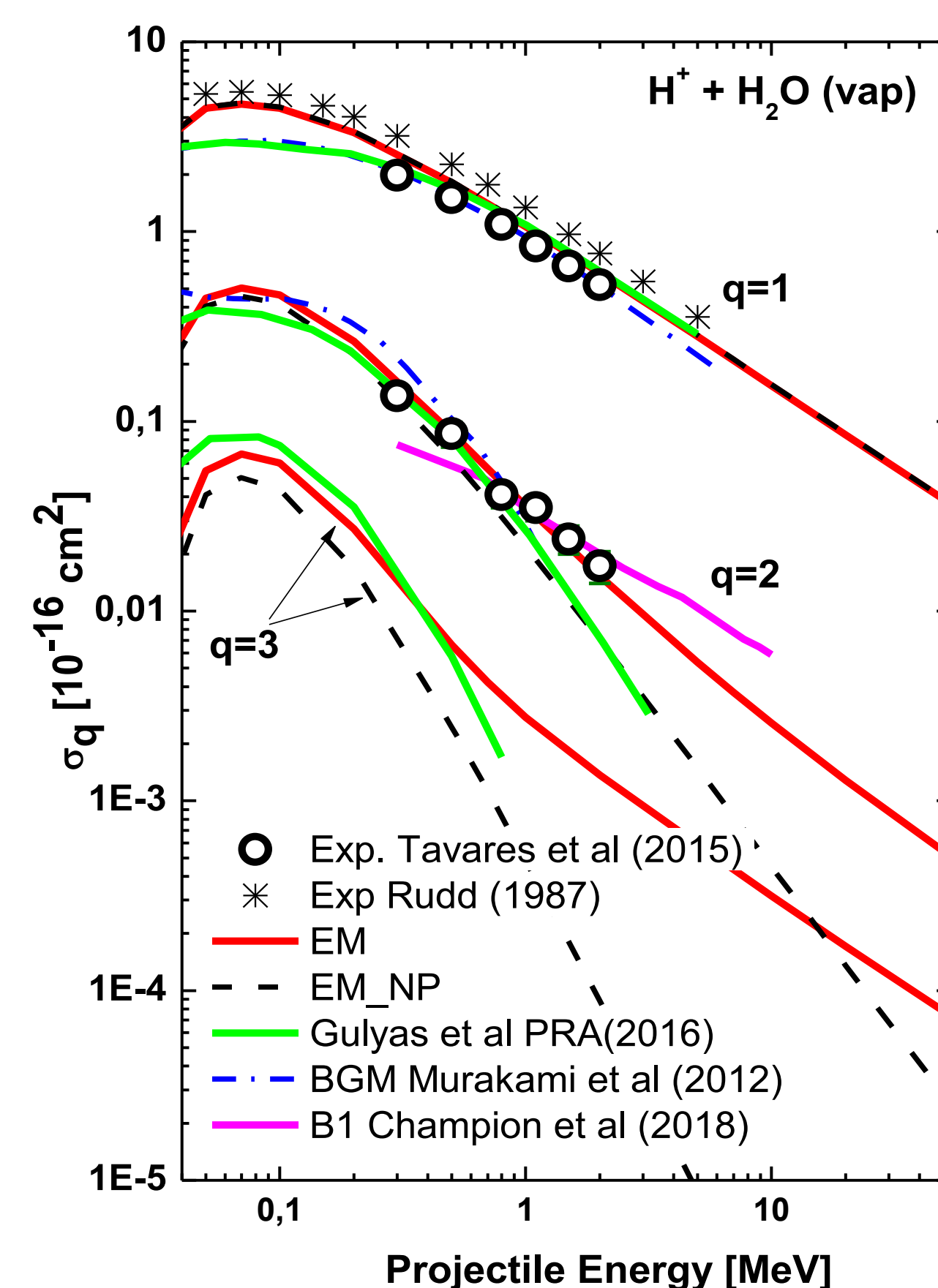
### He<sup>2+</sup> + Ne



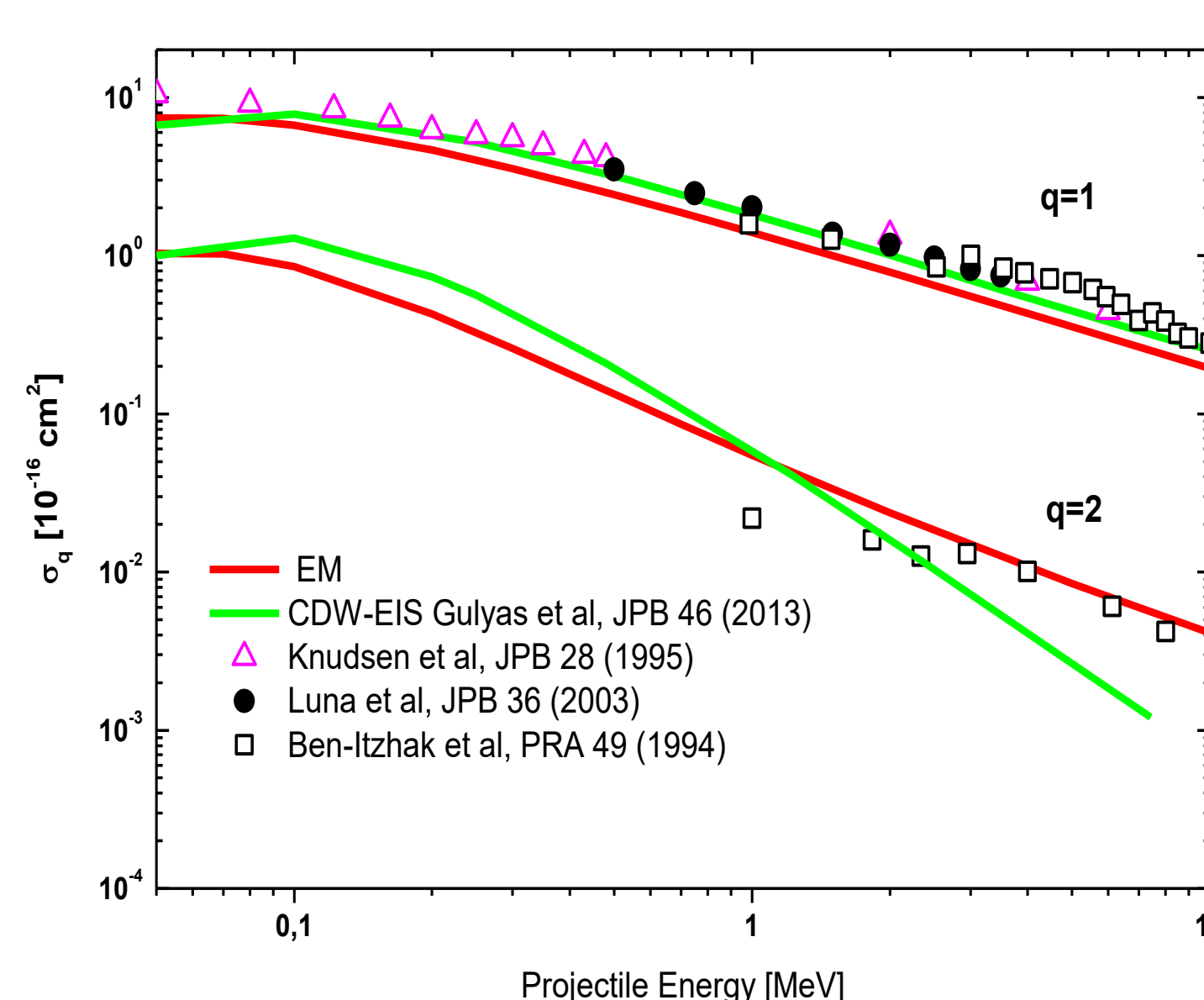
### O<sup>8+</sup> + Ne



### H<sup>+</sup> + H<sub>2</sub>O



### H<sup>+</sup> + CH<sub>4</sub>



### H<sup>+</sup> + NH<sub>3</sub>

