



**HAL**  
open science

# Stray light in the LISA instrument: characterization and modelling of the coherent perturbation of a homodyne interference

Michel Lintz, V. Khodnevych, S Di Pace, N Dinu-Jaeger, J-y Vinet, N. Man, M. Zerrad, M. Lequime, C. Amra

## ► To cite this version:

Michel Lintz, V. Khodnevych, S Di Pace, N Dinu-Jaeger, J-y Vinet, et al.. Stray light in the LISA instrument: characterization and modelling of the coherent perturbation of a homodyne interference. 12th International LISA Symposium, Jul 2018, Chicago, United States. hal-01860147

**HAL Id: hal-01860147**

**<https://hal.science/hal-01860147>**

Submitted on 23 Aug 2018

**HAL** is a multi-disciplinary open access archive for the deposit and dissemination of scientific research documents, whether they are published or not. The documents may come from teaching and research institutions in France or abroad, or from public or private research centers.

L'archive ouverte pluridisciplinaire **HAL**, est destinée au dépôt et à la diffusion de documents scientifiques de niveau recherche, publiés ou non, émanant des établissements d'enseignement et de recherche français ou étrangers, des laboratoires publics ou privés.

# Stray light in the LISA instrument characterization and modelling of the coherent perturbation of a homodyne interference

M. Lintz, V. Khodnevych, S. Di Pace, N. Dinu-Jaeger, J-Y Vinet and N. Man  
ARTEMIS, Univ. Côte d'Azur, CNRS and OCA, Nice, France, [michel.lintz@oca.eu]

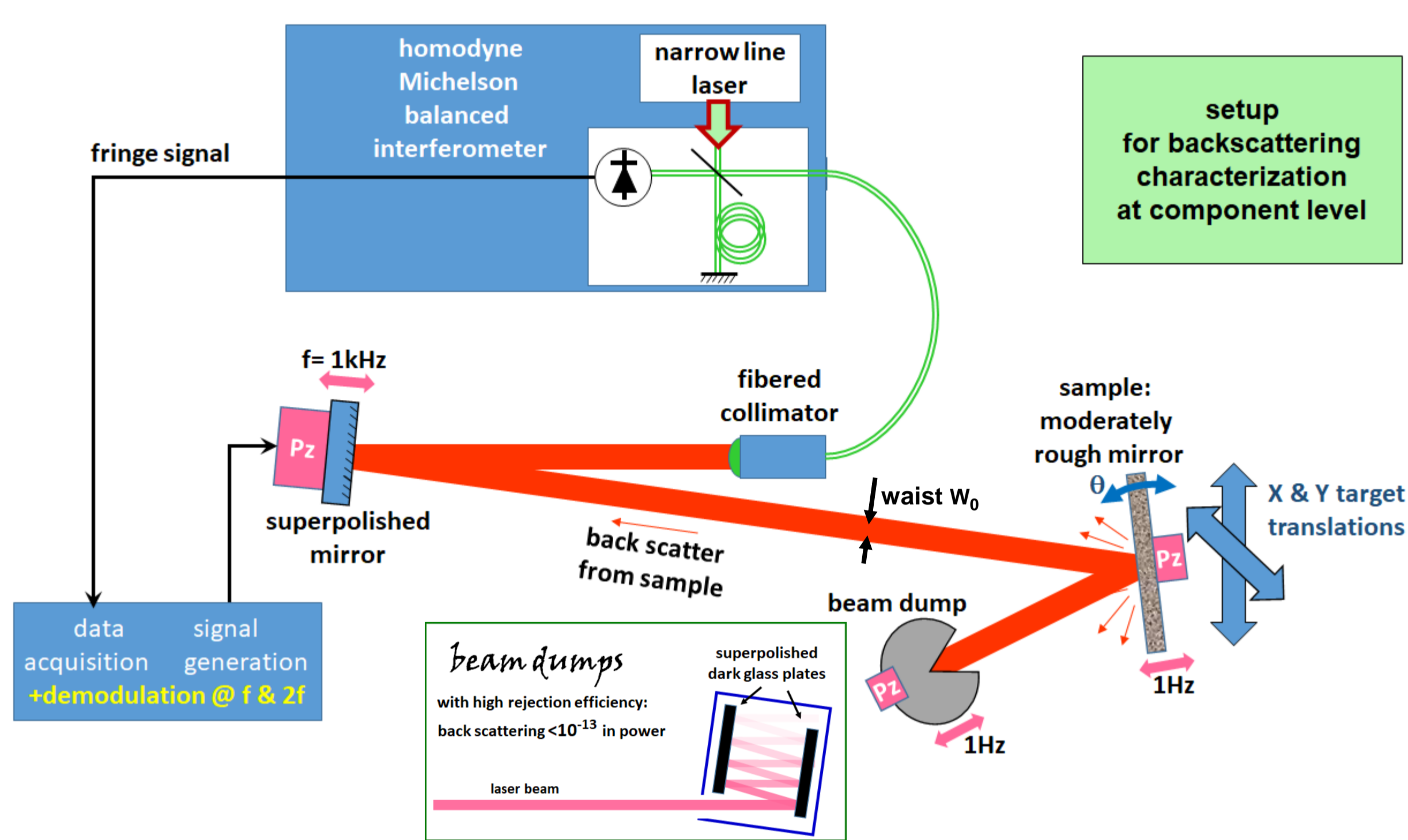
M. Zerrad, M. Lequime and C. Amra  
Aix Marseille Univ, CNRS, Centrale Marseille, Institut Fresnel, Marseille, France

Funding: Région PACA and CNES

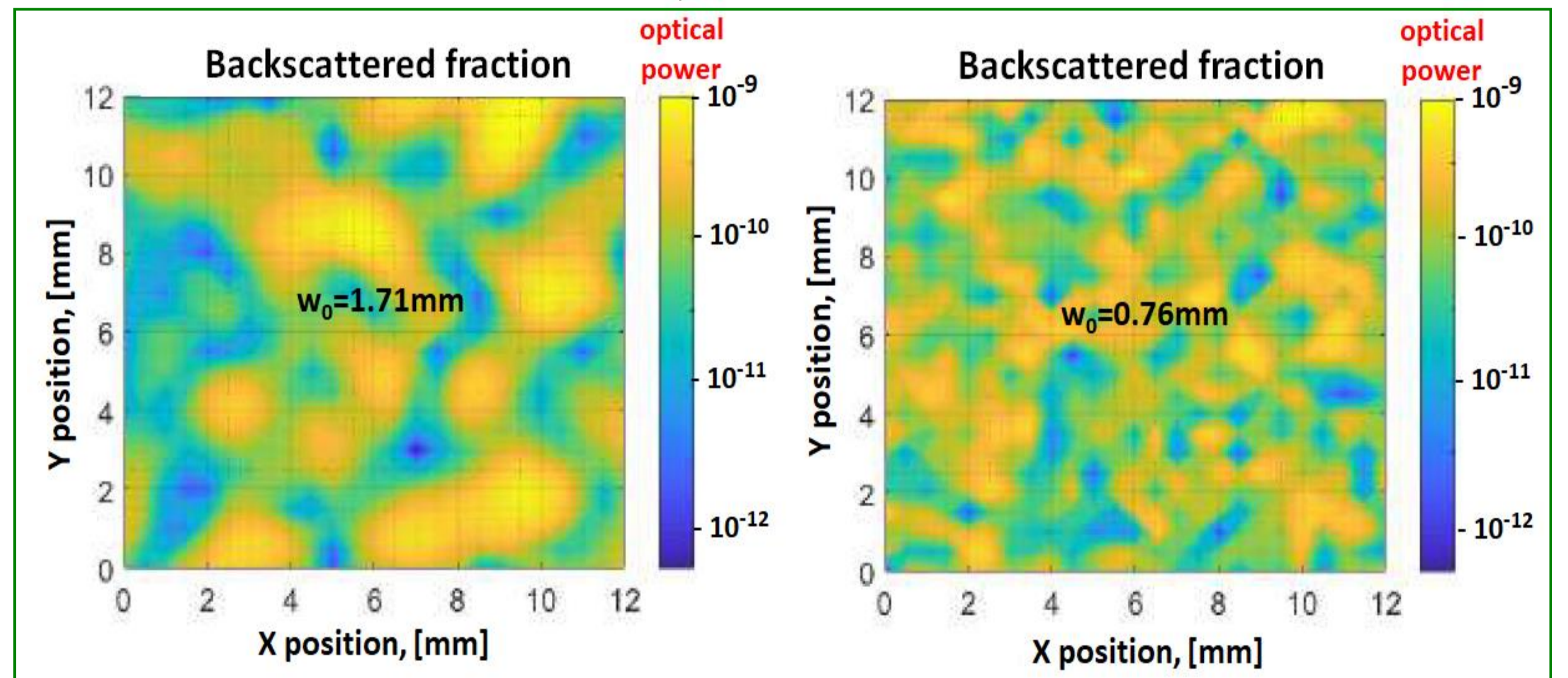
## Goals of this study

- achieve coherent detection of light back-scattered by a mirror
- characterize dependence with spot position, and incidence angle
- test cross-polarization scattering
- develop an accurate modelling of this coherent perturbation (electromagnetic optics formalism)
- provide scattering requirements at component level

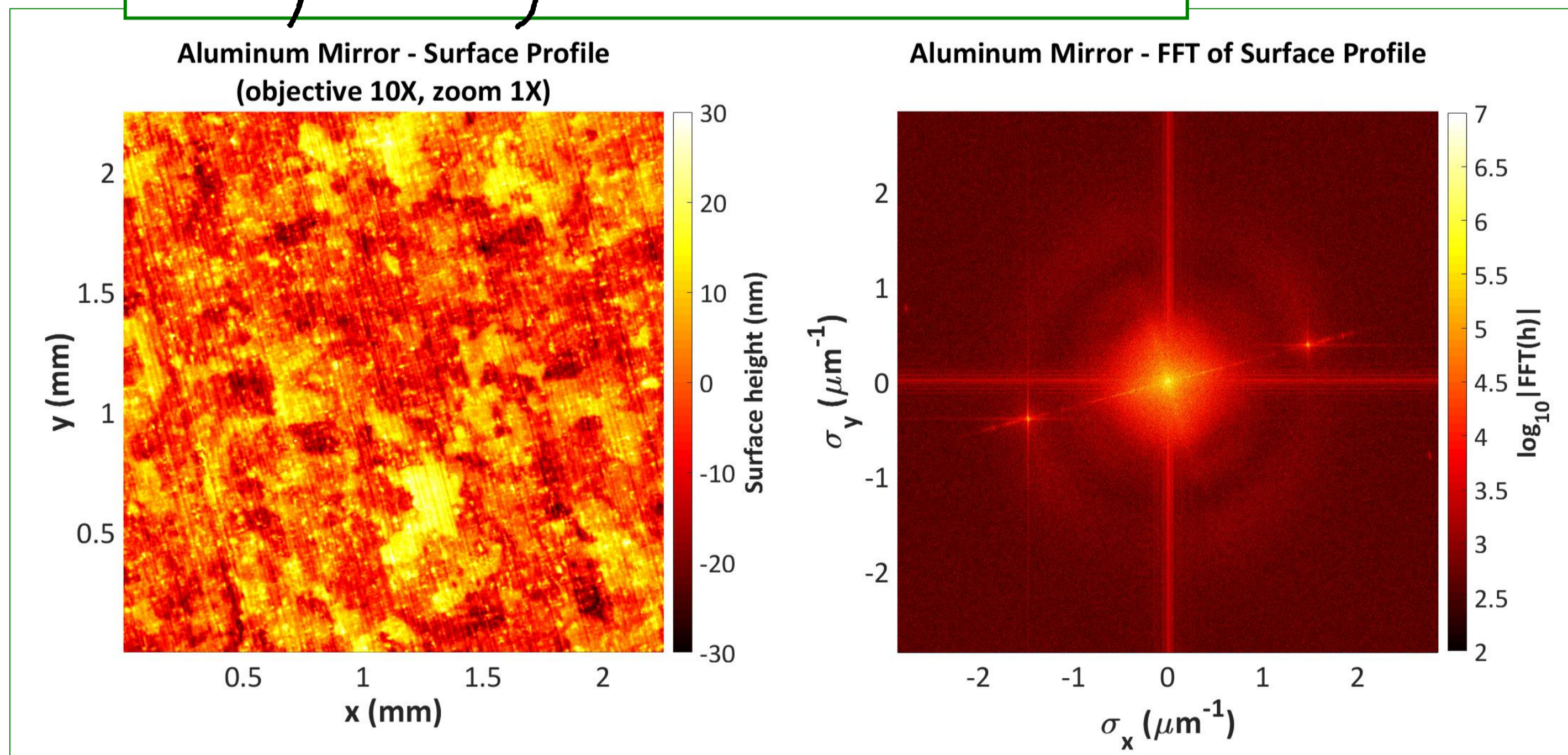
## Experimental activities



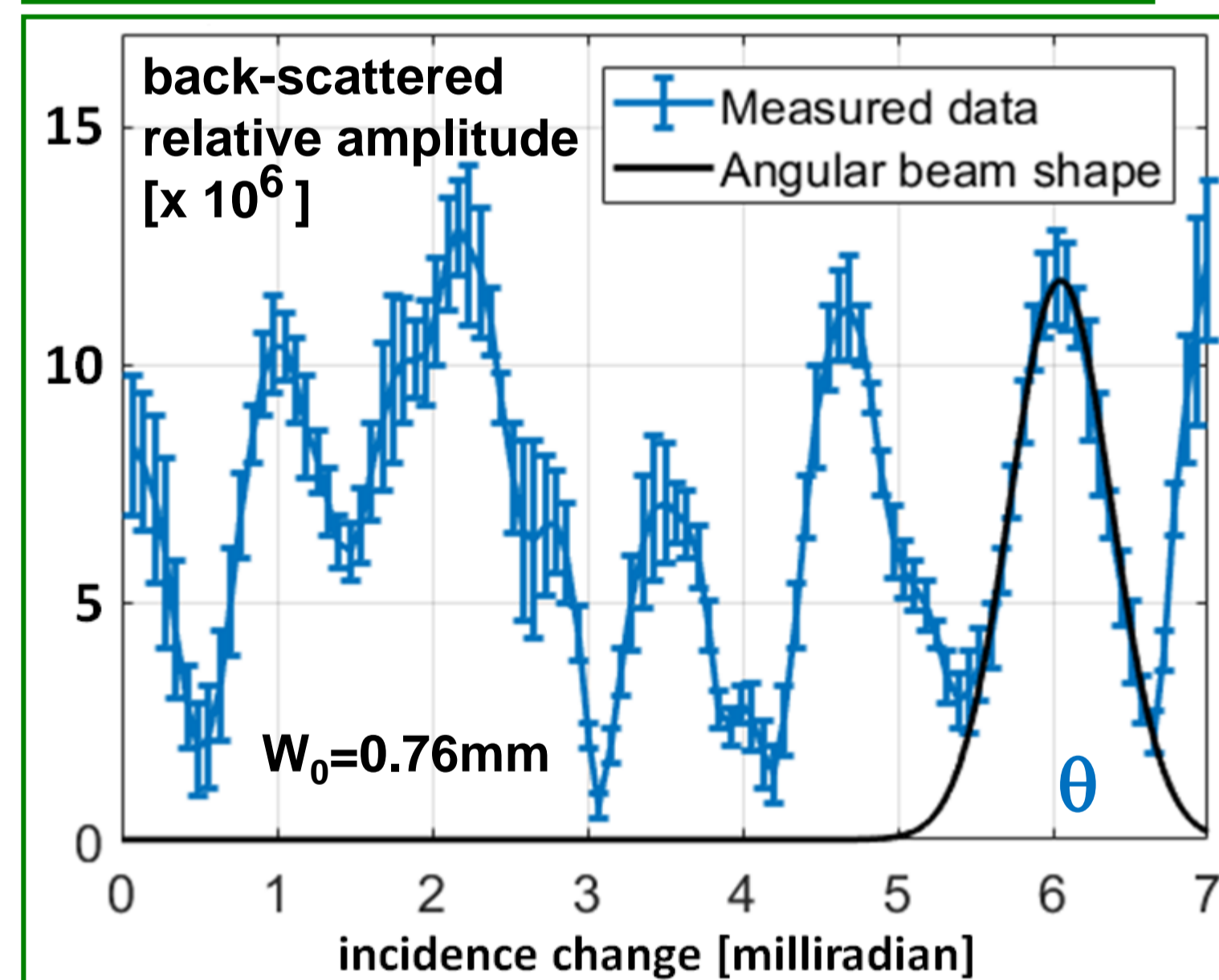
## X-Y scan of the beam spot



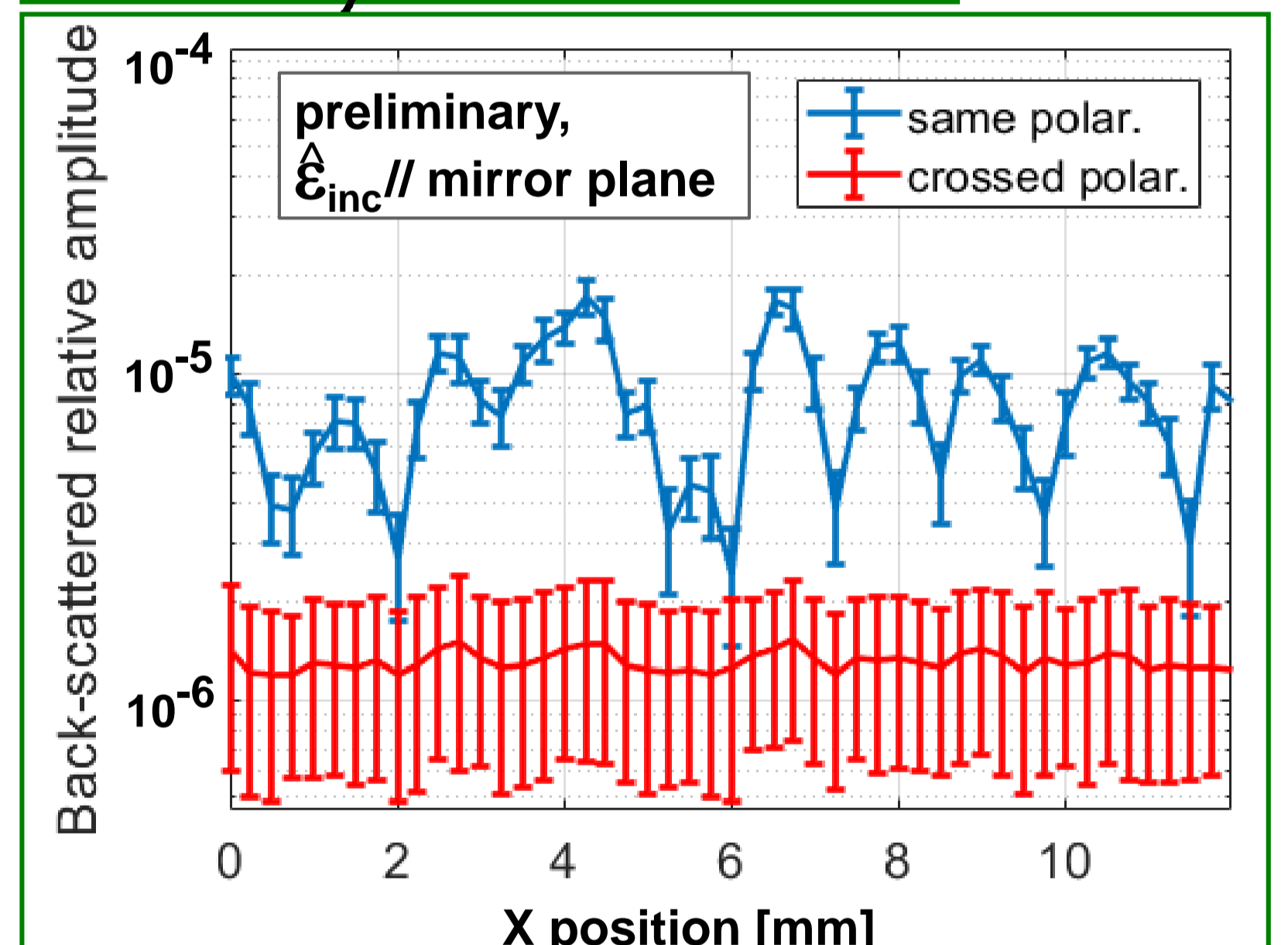
## Sample roughness measurement



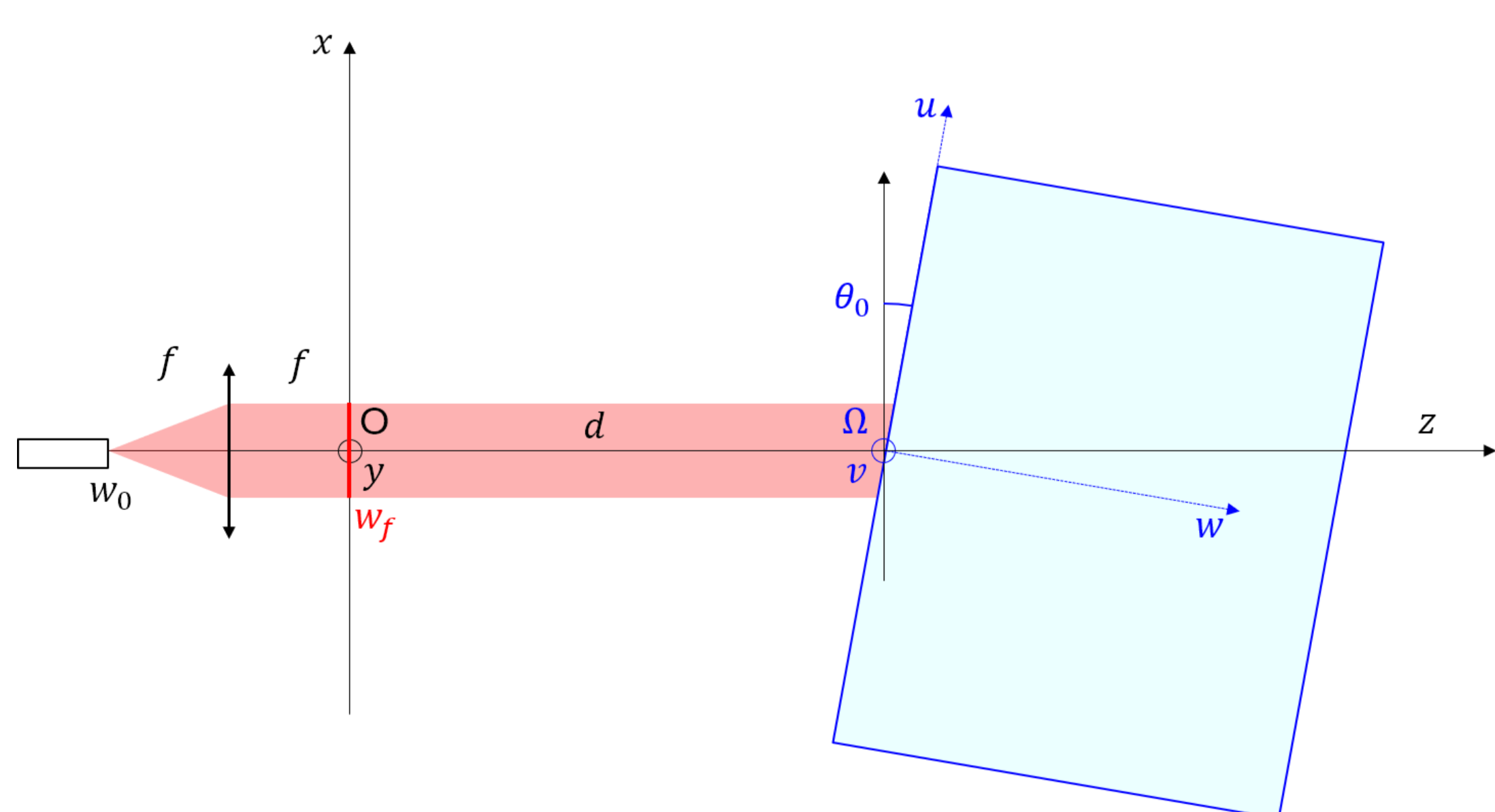
## incidence scan near 14°



## crossed polarization



## Theoretical modelling



- Spatial distribution of the incident field (Gaussian mode)

$$\vec{E}(x, y, z) = \frac{w_f^2}{4\pi} \vec{E}_0 \iint e^{-\frac{w_f^2}{4}(\sigma_x^2 + \sigma_y^2)} e^{i(x\sigma_x + y\sigma_y + z\alpha_0, \sigma_x)} d\sigma_x d\sigma_y$$

- Spatial distribution of the back-scattered field in the  $z = 0$  plane

$$\vec{E}_{0,s}^-(x, y, 0) = \frac{1}{(2\pi)^4} \int_{\sigma_x} \int_{\sigma_y} \vec{A}_{0,s}^-(\vec{\sigma}_s) e^{i[(x \cos \theta_0 - d \sin \theta_0) \sigma_{us} + y \sigma_{vs} + \alpha_0, \sigma_s (x \sin \theta_0 + d \cos \theta_0)]} d^2 \vec{\sigma}_s$$

$$\vec{A}_{0,s}^-(\vec{\sigma}_s) = -\frac{2i}{(\tilde{n}_0^+ + \tilde{n}_1^+)(\tilde{n}_0^- + \tilde{n}_1^-)} \hat{h}(\vec{\sigma}_s - \vec{\sigma}_i) \left\{ [\tilde{n}_0^+(\alpha_1^+ \tilde{n}_1^+ - \alpha_0^+ \tilde{n}_0^+) - \tilde{n}_1^+(\alpha_1^+ \tilde{n}_0^+ - \alpha_0^+ \tilde{n}_1^+)] \vec{A}_{0,i}^+(\vec{\sigma}_i) + (\vec{\sigma}_s - \vec{\sigma}_i) \frac{\tilde{\epsilon}_0 - \tilde{\epsilon}_1}{\tilde{\epsilon}_0} \frac{\tilde{n}_0^+ \tilde{n}_1^+}{\alpha_1^+} \vec{\sigma}_i \cdot \vec{A}_{0,i}^+(\vec{\sigma}_i) \right\}$$

FT of the surface height profile  $h(x, y)$

- Coupling efficiency (overlapping integral)

$$\eta(d, \theta_0) = \frac{\left| \iint \vec{E}^+(x, y, 0) \cdot \vec{E}_{0,s}^-(x, y, 0) dx dy \right|^2}{\left| \iint |\vec{E}(x, y, 0)|^2 dx dy \right|^2}$$

## Conclusions

- Study of coherent back-scattering from components
  - starting with metal mirror, roughness  $\approx 100\text{\AA}$  RMS
- Backscattering speckle-type dependence with
  - spot position ( $\sim 1/\text{beam waist}$ )
  - incidence angle ( $\sim 1/\text{beam divergence}$ )
- Strong attenuation in crossed polarization scattering if  $\hat{\epsilon}_{inc} // \text{surface}$   
Other configurations not yet studied and may differ
- Electromagnetic modelling of the back-scattered field  
=> numerical calculation under way
- Soon: monitoring of coherent backscattering by dust contamination

## References

Michel Lequime, Claude Amra. De l'Optique électromagnétique à l'Interférométrie – Concepts et Illustrations. EDP Sciences, 2013  
 Claude Amra. Light-Scattering From Multilayer Optics. 1. Tools Of Investigation. *Journal of the Optical Society of America*. A 11 (1994), pp.197-210.  
 Claude Amra. 1st-Order Vector Theory Of Bulk Scattering In Optical Multilayers. *Journal of the Optical Society of America*. A 10 (1993), pp.365-374.  
 M. Zerrad, M. Lequime, S. Liukaiyte, C. Amra. Parasitic light scattered by complex optical coatings: modelization and metrology. *CEAS Space Journal*, 2017.  
 M. Lintz, A.V. Papoyan, "simple and efficient lasers beam dumps", *Review of Scientific Instruments* 71 (2000) p. 4681