



HAL
open science

Free Radical Emulsion Polymerization of Ethylene

Guilhem Billuart, Elodie Bourgeat-Lami, Muriel Lansalot, Vincent Monteil

► **To cite this version:**

Guilhem Billuart, Elodie Bourgeat-Lami, Muriel Lansalot, Vincent Monteil. Free Radical Emulsion Polymerization of Ethylene. *Macromolecules*, 2014, 47 (19), pp.6591 - 6600. 10.1021/ma5012733 . hal-01859690

HAL Id: hal-01859690

<https://hal.science/hal-01859690>

Submitted on 22 Dec 2021

HAL is a multi-disciplinary open access archive for the deposit and dissemination of scientific research documents, whether they are published or not. The documents may come from teaching and research institutions in France or abroad, or from public or private research centers.

L'archive ouverte pluridisciplinaire **HAL**, est destinée au dépôt et à la diffusion de documents scientifiques de niveau recherche, publiés ou non, émanant des établissements d'enseignement et de recherche français ou étrangers, des laboratoires publics ou privés.

Submitted to *Macromolecules*

This document is confidential and is proprietary to the American Chemical Society and its authors. Do not copy or disclose without written permission. If you have received this item in error, notify the sender and delete all copies.

Free radical emulsion polymerization of ethylene

Journal:	<i>Macromolecules</i>
Manuscript ID:	ma-2014-012733.R1
Manuscript Type:	Article
Date Submitted by the Author:	19-Sep-2014
Complete List of Authors:	BILLUART, Guilhem; UMR 5265, Chimie Catalyse Polymères et Procédés (C2P2) Bourgeat-Lami, Elodie; Laboratoire de Chimie et Procédés de Polymérisation, LCPP - CNRS - CPE Lansalot, Muriel; UMR 5265, Chimie Catalyse Polymères et Procédés (C2P2) Monteil, Vincent; Université de Lyon / CNRS, Chimie

SCHOLARONE™
Manuscripts

Free radical emulsion polymerization of ethylene

*G. Billuart, E. Bourgeat-Lami, M. Lansalot, V. Monteil**

Université de Lyon, Univ. Lyon 1, CPE Lyon, CNRS, UMR 5265, Laboratoire de Chimie,
Catalyse, Polymères et Procédés (C2P2), LCPP group, 43, Bd. du 11 Novembre 1918, F-69616
Villeurbanne, France

KEYWORDS. Ethylene, free radical, emulsion polymerization, nanoparticles, supercooling, film formation.

ABSTRACT

Free radical polymerization of ethylene in aqueous media was performed under mild conditions ($T < 90\text{ }^{\circ}\text{C}$ and $P_{\text{ethylene}} < 250\text{ bar}$) using an anionic initiating (ammonium persulfate, APS) and stabilizing (sodium dodecyl sulfate, SDS) system, yielding polyethylene latexes. pH regulation was a key to the feasibility of this process. Particle sizes and morphologies as well as polymerization yields were affected by SDS concentration. In any case, yields increased with polymerization time, especially in presence of surfactant. When increasing the polymerization pressure, the increase on yields was much stronger in presence of surfactant and particle sizes increased more when no surfactant was used. Stable polyethylene latexes with relatively high

1
2
3 solids content (30 %) were synthesized. This article also reports a supercooling effect on the
4
5 crystallization of the polyethylene particles and evidences promising water-repellency properties
6
7 of paper coated with the PE latexes synthesized in our laboratory.
8
9

10 11 **Introduction**

12
13 Polyethylene (PE), the top manufactured polymer, can be synthesized by two different
14
15 polymerization routes. The free radical way, discovered in the 1930s by Imperial Chemical
16
17 Industries (ICI), produces Low-Density PolyEthylene (LDPE). This synthesis requires very harsh
18
19 polymerization conditions: high temperatures ($T \approx 300 \text{ }^\circ\text{C}$) and high pressures ($P_{\text{Ethylene}} > 2000$
20
21 bar).¹⁻³ The obtained polymer is highly branched, thus leading to a low density and low
22
23 crystallinity material. The other route, a catalytic process discovered by Ziegler and Phillips
24
25 Petroleum in the 1950s, yields High-Density PolyEthylene (HDPE): a very linear PE with very
26
27 high crystallinity. By copolymerizing ethylene with α -olefins such as 1-butene or 1-hexene, a
28
29 slightly branched PE is obtained, named LLDPE for Linear Low-Density PolyEthylene.^{1,4}
30
31 LLDPE exhibits an intermediate crystallinity between LDPE and HDPE.
32
33
34
35
36

37
38 Despite its hydrophobicity, PE is used by certain industries (e.g. inks, concrete, wood...) under
39
40 the form of dispersions in water. To obtain such products, the aforementioned LDPE is poured
41
42 into hot water, in presence of surfactants, and dispersed under the effect of a strong mechanical
43
44 stirring, leading to 10 μm wax particles.^{5,6} The dispersion is then submitted to a high pressure
45
46 homogenization process to reach particle sizes around 2 μm . As one can imagine, this process
47
48 involving several steps to obtain a PE dispersion is long, energy consuming and thus expensive.
49
50

51
52 In our laboratory, it has been shown lately that the production of PE via a free radical pathway
53
54 can be efficient under much milder temperature and pressure conditions than the ones described
55
56
57
58
59
60

1
2
3 above. Slurry polymerization was, at first, carried out in organic solvents using 2,2'-
4 azobisisobutyronitrile (AIBN) as organosoluble initiator. This polymerization process benefited
5 from an important activation effect from the solvent. Indeed, polar organic solvents such as THF
6 or dialkyl-carbonates greatly improved the polymerization yields.⁷ However, despite interesting
7 yields, chain transfer reactions of the growing radical to the solvent produced low molar mass
8 PEs, usually lower than 7000 g mol⁻¹.⁸ To lower the extent of transfer reactions, ethylene
9 polymerization was then studied in water, a polar, non-transferring solvent.⁹

10
11
12
13
14
15
16
17
18
19
20 A cationic, hydrosoluble equivalent of AIBN, 2,2'-azobis(2-methylpropionamide)
21 dihydrochloride (AIBA), was used to initiate the reaction. Stable latexes of low solids content (1
22 to 4 %), containing spherical PE nanoparticles (average hydrodynamic particle diameters: 60-100
23 nm), were obtained yielding dispersions of PE nanoparticles in a one-step synthesis. The PE
24 particles were assumed to be stabilized by positively charged initiator fragments located at chain
25 ends. In presence of a cationic surfactant, cetyl trimethyl ammonium bromide (CTAB), the
26 obtained latexes were still stable and produced with much higher yields (up to 30 % of solids
27 content) and high molar masses (typically larger than 50 000 g mol⁻¹). In this case, the PE
28 nanoparticles were smaller (20-50 nm) and presented disc-like shapes, as evidenced by TEM
29 analysis. These unusual particle morphologies were attributed to the crystallinity of the polymer
30 which seems to prevent the formation of spherical objects in the presence of surfactant. Aqueous
31 dispersions of semi-crystalline PE nanoparticles, obtained from aqueous catalytic processes,
32 exhibiting such particle morphologies have already been reported.¹⁰⁻¹⁵ It is also important to keep
33 in mind that free radical polymerization of ethylene in water was reported as early as in the 1940s
34 but in these pioneering works no precise information on colloidal properties was given.¹⁶⁻²⁰

1
2
3 On top of making the use of emulsion polymerization techniques for ethylene possible, the
4 polymerization process in aqueous dispersed media also tackles the question of the locus of
5
6 polymerization. Indeed, during a slurry free radical polymerization of ethylene (FRPE) in an
7
8 organic solvent under medium pressure conditions, the polymerization medium can be
9
10 monophasic (solvent and ethylene form a single phase) or biphasic, depending on both the
11
12 experimental conditions and the solvent's supercritical properties.²¹ Emulsion polymerization
13
14 benefits from the thermodynamic properties of water, i.e. a very high critical point (347 °C, 221
15
16 bar) compared to organic solvents, preventing the formation of a supercritical monophasic
17
18 medium: a liquid aqueous phase coexists with the supercritical ethylene phase. Consequently, as
19
20 this polymerization process uses a hydrosoluble initiator, the polymerization will be initiated in
21
22 the aqueous phase.
23
24
25
26
27
28
29

30
31 In line with our previous works,⁹ we wanted to explore the synthesis of negatively charged PE
32
33 latexes through emulsion polymerization. Indeed, controlling the surface charge of the particles is
34
35 important to expand the versatility of this process. Herein, we will therefore study the feasibility
36
37 of the free radical emulsion polymerization of ethylene using a very conventional, anionic
38
39 initiating and stabilizing system, commonly used in emulsion polymerization. The thermal
40
41 properties of the resulting latexes will then be discussed. Finally, the water-repellency properties
42
43 of paper coated with PE latexes will be evaluated.
44
45
46
47
48
49
50
51
52
53
54
55
56
57
58
59
60

Experimental.**Materials:**

Ethylene (99.95 %, Air Liquide), 2,2'-azobis(2-methylpropanamide) (AIBA, 98% Acros Organics), 4,4'-azobis(4-cyanopentanoic acid) (ACPA, >98% Fluka), ammonium persulfate (APS, 98% Acros Organics), cetyl trimethyl ammonium bromide (CTAB, 99% Sigma-Aldrich), sodium dodecyl sulfate (SDS, 99% Acros Organics), sodium bicarbonate (99.7%, Sigma-Aldrich), potassium carbonate (99%, Sigma-Aldrich), sodium hydroxide (>98%, Sigma-Aldrich), LDPE (Acros Organics) were used as received. Water was purified by an ELGA Labwater Classic: impurities were removed by ultrafiltration and UV irradiation.

Characterizations:*Latex colloidal properties:*

Hydrodynamic particle diameters (Z_{av} , nm) were measured by a Malvern Zetasizer Nano ZS. A 633 nm wavelength laser beam was sent to an infinitely diluted sample and the scattered signal intensity analyzed at a 173° angle, at 25°C . Dynamic Light Scattering (DLS) allowed access to the particle sizes and the broadness of the size distribution (indicated by the *poly* value - the higher this value, the broader the size distribution) by computation using the cumulant analysis method. From DLS data, particle numbers were calculated using equation (1).

$$N_p = 6\tau / (\pi Z_{av} 10^{-21} d_p) \quad (1)$$

With N_p , the number of particles (mL^{-1}), τ the polymer concentration (g mL^{-1}), Z_{av} the average particle size (nm) and d_p the polymer density (g cm^{-3}). Here, d_p was set to 0.86 g cm^{-3} , the density of a very low density polyethylene (VLDPE).²²

1
2
3 Cryo-TEM was performed at the CT μ (Centre Technologique des Microstructures – Plateform
4 of the Université Claude Bernard Lyon 1, Villeurbanne, France) on a Philips CM120
5 transmission electron microscope. The sample was diluted until reaching a 1% solids content. A
6 drop of the solution was placed on a Quantifoil R2/1 copper grid with 100 holey Carbon support
7 film. The grid was then plunged into liquid ethane, leading to the formation of amorphous ice that
8 will imprison the particles, preserving their morphology, as opposed to regular TEM analysis.
9

10
11
12 Initial and final pH values (pH_i and pH_f, respectively) of the aqueous phase were probed by a
13 pH-meter (Seven Easy, Mettler Toledo) using a combined glass electrode (Mettler Toledo).
14

15
16
17 To remove the free surfactant from the latexes, dialyses were performed. A fraction of the
18 latex was introduced in a dialysis tubing (molar mass cutoff 6000 – 8000 g mol⁻¹), itself
19 immersed in ultrapure water. The water was renewed every day for one week.
20
21

22 *Polymer characterizations:*

23
24
25 Polymer molar masses were measured by Size Exclusion Chromatography (SEC) using a
26 Viscotek Malvern HT-GPC Module 350A equipped with three mixed bed columns (300×7.8 mm
27 from Malvern Instrument) and a guard column (75×7.5 mm). Dry polymer samples were
28 dissolved at 150 °C in 1,2,4-trichlorobenzene (stabilized with 2,6-di(tert-butyl)-4-methylphenol),
29 at a 3 mg mL⁻¹ concentration. The determination of the molar masses was based on a triple
30 detector set: viscometer, refractometer, light scattering at a low angle (LALS) and a right angle
31 (RALS) under a 1 mL min⁻¹ flow. This triple detection allows an absolute measurement of the
32 polymer molar masses (number-average molar mass, M_n and weight-average molar mass, M_w)
33 and molar-mass dispersity ($D = M_w/M_n$), without need for calibration standards.
34
35
36
37
38
39
40
41
42
43
44
45
46
47
48
49
50
51
52
53
54
55
56
57
58
59
60

1
2
3 Branching degrees of the polymers were measured by ^{13}C NMR on a Bruker Avance II 400
4
5 Ascend in a tetrachloroethylene (TCE) / deuterated benzene mixture (2/1 v/v) in 10 mm tubes at
6
7 90 °C with a 10 mm SEX- $^{13}\text{C}/^1\text{H}$ probe at the NMR Polymer Center of Institut de Chimie de
8
9 Lyon (FR5223) (Villeurbanne, France). Branching density calculations were performed
10
11 according to the work of Galland et al.²³
12
13

14
15 Differential Scanning Calorimetry (DSC) measurements were performed on a Mettler-Toledo
16
17 DSC-1. The dried samples (bulk PE) were submitted to two successive heating (10 to 160 °C at 5
18
19 °C min⁻¹) and cooling (160 to 10 °C at -20 °C min⁻¹) cycles in a standard 40 μL aluminum
20
21 crucible, with an empty reference crucible. The analyzed data (melting temperature, T_m and
22
23 crystallinity, X_c , %) are extracted from the second heating. Crystallinity was calculated with the
24
25 following equation where $\Delta H_{f,\infty}$ is 293 J g⁻¹.
26
27

$$X_c = (\Delta H_{f,\text{measured}} / \Delta H_{f,\infty}) \times 100$$

28
29
30
31
32 DSC was also performed directly on the PE particles dispersion. To this purpose the latexes
33
34 were submitted to an analog cycle as for bulk PE, this time in a medium pressure 120 μL
35
36 stainless steel crucible sealed with a Viton O-ring, with temperatures ranging from 0 to 130 °C
37
38 and heating or cooling rates of 5 °C min⁻¹ or -5 °C min⁻¹. For each sample, the reference crucible
39
40 was filled with an aqueous solution of surfactant, whose concentration was close to the one used
41
42 to synthesize the sample. Crystallization temperature (T_c) was extracted from the cooling
43
44 segment, whereas T_m was obtained from the second heating. A DLS analysis was performed on
45
46 the latexes in order to check their colloidal stability after the DSC cycles.
47
48
49
50
51
52
53
54
55
56
57
58
59
60

1
2
3 *Permeability measurements:*
4

5
6 Cobb test measurements were performed by submerging a known surface of coated paper in 1
7 cm of water (coated face up) during 1 minute. Surplus water was then removed by pressing a
8 sheet of blotting paper on the wetted surface. By weighing the sample before and after wetting,
9 the amount of absorbed water could be calculated in g m^{-2} .
10

11
12
13
14
15 Moisture Vapor Transmission Rate (MVTR) was determined by sealing a cup containing a
16 dessicant salt (anhydrous CaCl) with a piece of coated paper (coated face up) in a controlled
17 atmosphere storage room. Two types of conditions were used: standard conditions ($T = 25\text{ }^{\circ}\text{C}$,
18 humidity = 50 %) and tropical conditions ($T = 38\text{ }^{\circ}\text{C}$, humidity = 90 %). The MVTR (in g m^{-2}
19 day^{-1}) was determined by weighing the amount of water absorbed in 24 hours by the dessicant
20 salt.
21
22
23
24
25
26
27
28
29
30

31 **Standard ethylene polymerization:**
32

33
34 Ethylene polymerizations were carried out in a 160 mL stainless steel autoclave purchased
35 from Parr Instrument Co. Previous to the polymerization, the reactor had been set under an inert
36 argon atmosphere and preheated to the desired temperature. In parallel, a 50 mL initiator aqueous
37 solution with or without surfactant and pH regulator was degassed by argon bubbling for 15
38 minutes. This solution was loaded into the reactor through a cannula, under argon flow. Ethylene
39 was introduced immediately after in the reactor, which marked the beginning of the
40 polymerization. Ethylene pressure was maintained during the polymerization by small ethylene
41 additions, making this type of polymerization a semi-batch process. After the desired
42 polymerization duration, the reactor's jacket was cooled down by water. The reactor was then
43 slowly degassed until reaching atmospheric pressure to collect the latex. A fraction of the
44
45
46
47
48
49
50
51
52
53
54
55
56
57
58
59
60

1
2
3 obtained latex was dried for solids content measurement, which after subtraction of non-
4
5 polymeric species gave the polymer content (PC, %). When the latex was stable, the PC was used
6
7 to calculate the yield of the polymerization. The dried polymer was then used for polymer
8
9 characterization (DSC, NMR, SEC).
10
11
12
13

14 15 **Results and discussion**

16 17 **Development of a negatively charged initiating and stabilizing system**

18
19 As interesting as they are, positively charged latexes currently find fewer applications. Free
20
21 radical emulsion polymerization of ethylene with negatively charged initiator and surfactant was
22
23 thus investigated. A first series of experiments was carried out using 4,4'-azobis(4-
24
25 cyanopentanoic acid) (ACPA, 1 g L^{-1}) as an anionic equivalent of AIBA. Since ACPA has two
26
27 carboxylic acid functions, it needs a slightly basic solution to dissolve. Thus, the polymerizations
28
29 took place in presence of NaHCO_3 (1 g L^{-1}), with or without surfactant (Sodium Dodecyl Sulfate,
30
31 SDS). Small amounts of PE polymer in a stable latex were obtained ($\text{PC} \approx 0.5 \%$). Once the latex
32
33 had been dried, a waxy polymer of very low molar mass was obtained. To increase the yields,
34
35 different experimental conditions (ethylene pressure and surfactant concentration, pH) were
36
37 investigated. However, despite producing stable latexes, the amounts of polymer obtained
38
39 remained low ($\text{PC} \leq 0.5 \%$). The feasibility of free radical emulsion polymerization of ethylene
40
41 was then studied using a more common initiator, ammonium persulfate (APS).
42
43
44
45
46
47
48
49
50
51
52
53
54
55
56
57
58
59
60

Table 1. Experimental conditions for FRPE in aqueous medium for the development of a negatively charged initiating and stabilizing system.

Run	pH _i	pH _f	Yield (g) (PC) (%)	Z _{av} (nm) (poly)	T _m (°C)	X _c (%)	M _n (g mol ⁻¹) (Đ)
1 ^a	5.4	2.8	0.59 (1.2)	95 (0.26)	88	17	700 (6.3)
2 ^{a,b}	8.2	8.9	2.40 (4.8)	23 (0.30)	84	13	49 400 (2.9)
3 ^{a,c}	9.9	9.4	2.04 (4.1)	22 (0.32)	85	22	55 000 (2.7)
4 ^{a,d}	12.4	12.2	3.58 (7.2)	27 (0.18)	86	18	85 000 (7.0)

^at = 4 h, T = 80 °C, [APS] = 0.84 g L⁻¹, [SDS] = 3 g L⁻¹, 50 mL H₂O, P_{ethylene} = 100 bar, stirring rate = 250 rpm.
^bpH regulator: [NaHCO₃] = 1 g L⁻¹. ^cpH regulator: K₂CO₃ (1.6 g L⁻¹). ^dpH regulator: NaOH (1 g L⁻¹).

Polymerizations of ethylene in presence of APS (0.84 g L⁻¹) with surfactant (SDS, 3 g L⁻¹) yielded a stable latex with 95 nm PE particles containing a negligible polymer amount (0.59 g, run 1 in Table 1). A pH drop from 5.4 (pH_i in Table 1) to 2.8 (pH_f in Table 1) before and after polymerization could be measured. When regulating the pH with salts such as NaHCO₃, K₂CO₃ or NaOH (runs 2 to 4 in Table 1) stable latexes exhibiting substantial amounts of polymer (PC ≥ 4 %) were obtained. No significant pH variation was observed before and after polymerization in these three cases.

These results concur with the well-known sensitivity of persulfate initiators to pH.²⁴⁻²⁶ The need for a pH regulator for the emulsion polymerization of monomers such as ethylene-vinyl acetate mixtures²⁷ or butadiene²⁸ using persulfate initiators has been indeed reported in the literature. By comparison, the pH regulator is not necessary for emulsion polymerization of styrene.²⁴ The emulsion polymerization of monomers such as butadiene or ethylene with persulfate initiators would thus require a steady, basic pH value to obtain significant amounts of polymer.

1
2
3 This trend has been verified in our case for the emulsion polymerization of ethylene. Using
4 different pH regulators, initial pH values between 8.2 and 12.4 were investigated (runs 2 to 4 in
5 Table 1). Polymerization yields increased with increasing pH. Higher decomposition rate of APS
6 in alkaline conditions^{25,29} could partially explain these findings. However it is known that the
7 polymerization rate is not strongly influenced by the initiator decomposition rate in conventional
8 emulsion polymerization. It thus seems clear that the nature of the monomer plays a determinant
9 role in our case as styrene does not lead to similar trends.

10
11 Particle sizes remained around 25 nm and high *poly* values were obtained by DLS (*poly* > 0.1),
12 indicating non-spherical, disc-like particle morphologies.⁹ Indeed, it has been evidenced in
13 previous works that in the case of PE latexes a high *poly* value (≥ 0.10) did not imply a poor
14 stabilization or an heterogeneous particle size distribution but non-spherical particle shapes.
15 Thermal properties of polyethylenes remained the same, independently from the pH value ($T_m \approx$
16 $90\text{ }^\circ\text{C}$, $X_c \approx 20\%$), indicating that the polymer microstructure was not affected by this parameter.
17 For the next experiments, NaHCO_3 (1 g L^{-1}) was chosen as the pH regulator.

38 39 **Influence of the surfactant concentration**

40
41 Having established the determinant role of pH on the synthesis of PE particles using APS as
42 initiator, we next investigated the effect of SDS concentration for a fixed polymerization pH of
43 8.2. Polymerizations of ethylene were performed in aqueous solutions with SDS concentrations
44 ranging from 0 to 5 g L^{-1} in presence of NaHCO_3 . Experimental conditions and results are
45 reported in Table 2 (runs 2 and 5 to 9 in Table 2) and Figure 1. Without surfactant (run 5, Table
46 2), a stable latex was obtained, but with a low polymer content. The addition of SDS provided
47 much more significant yields with an optimum reached for 5 g L^{-1} of SDS (run 9, Table 2 and
48
49
50
51
52
53
54
55
56
57

Figure 1). Particle sizes decreased with surfactant concentration, until 5 g L⁻¹. Above this concentration, the latexes were not stable anymore.

Table 2. Experimental conditions for FRPE in aqueous media for the investigation of the effect of surfactant concentration and kinetic study^a

Run	Duration (h)	[SDS] (g L ⁻¹)	Yield (g) (PC) (%)	Z _{av} (nm) (<i>poly</i>)	T _m (°C)	X _c (%)	M _n (g mol ⁻¹) (<i>D</i>)
5	4	0	0.77 (1.5)	91 (0.03)	89	24	3 400 (5.3)
6	4	1	1.27 (2.5)	58 (0.01)	88	22	57 300 (2.0)
7	4	2	1.79 (3.6)	37 (0.10)	87	26	230 000 (2.1)
(2)	4	3	2.40 (4.8)	23 (0.30)	84	13	49 400 (2.9)
8	4	4	2.76 (5.5)	20 (0.42)	83	22	30 000 (4.2)
9	4	5	2.89 (5.8)	18 (0.15)	83	23	16 600 (4.7)
10	0.5	0	0.00 (0.0)	-	-	-	-
11	1	0	0.00 (0.0)	-	-	-	-
12	2	0	0.05 (0.1)	40 (0.01)	nd	nd	-
13	3	0	0.40 (0.8)	79 (0.02)	88	18	-
(5)	4	0	0.74 (1.5)	91 (0.03)	89	24	3 400 (5.3)
14	6	0	0.96 (1.9)	108 (0.01)	90	19	7 600 (3.4)
15	0.5	3	0.20 (0.4)	11 (0.43)	85	11	-
16	1	3	0.34 (0.7)	19 (0.45)	81	11	5 200 (5.2)
17	2	3	1.27 (2.5)	20 (0.37)	82	19	20 000 (4.7)
18	3	3	1.62 (3.2)	19 (0.32)	83	21	21 500 (3.7)
(2)	4	3	2.40 (4.8)	23 (0.30)	84	13	49 400 (2.9)
19	6	3	2.53 (5.1)	22 (0.31)	84	17	73 300 (2.2)

^aT = 80 °C, P_{ethylene} = 100 bar, [APS] = 0.84 g L⁻¹, pH regulator: [NaHCO₃] = 1 g L⁻¹, 50 mL H₂O, stirring rate = 250 rpm.

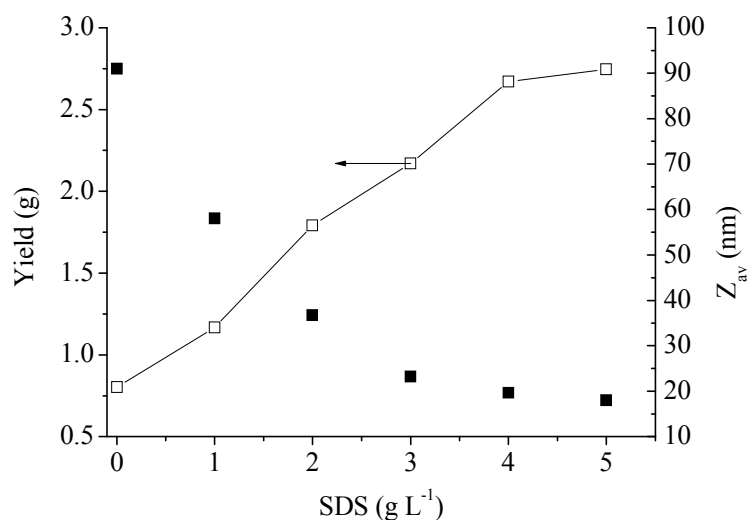


Figure 1. Influence of SDS concentration on polymer yields (□) and particle sizes (Z_{av} , ■) during the synthesis of PE particles via FRPE in aqueous dispersed media using APS as initiator and NaHCO_3 as pH regulator (runs 2 and 5 to 9, Table 2).

Above 2 g L^{-1} of SDS, the *poly* value measured by DLS was high (≥ 0.10), indicating that the PE particles probably exhibited non-spherical morphologies.⁹ The non-spherical particle shape was indeed confirmed by cryo-TEM for run 2 (Figure 2). Even if it is difficult to obtain accurate particle dimensions from cryo-TEM, the particle size shows a good accordance with DLS, and confirms that the high *poly* value is likely due to the non-spherical shape of the particles rather to a high particle size heterogeneity.

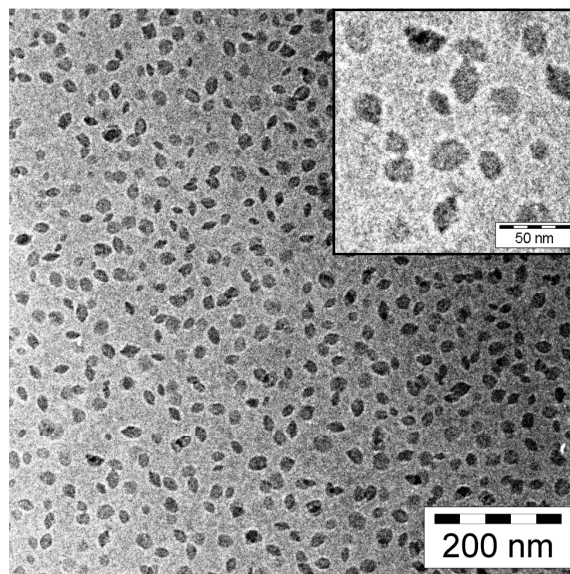


Figure 2. Cryo-TEM picture of a PE latex synthesized with 3 g L^{-1} SDS (run 2, Table 1).

Despite the fact that average diameters measured by DLS assume a spherical shape for particles (and thus correspond to the equivalent spherical diameters of disk-like particles), the particle number N_p was estimated according to equation (1). Figure 3 shows the dependence of N_p on SDS concentration. It points out that the higher the surfactant concentration, the greater the number of particles. This figure illustrates the very strong particle nucleation taking place during emulsion polymerization of ethylene.

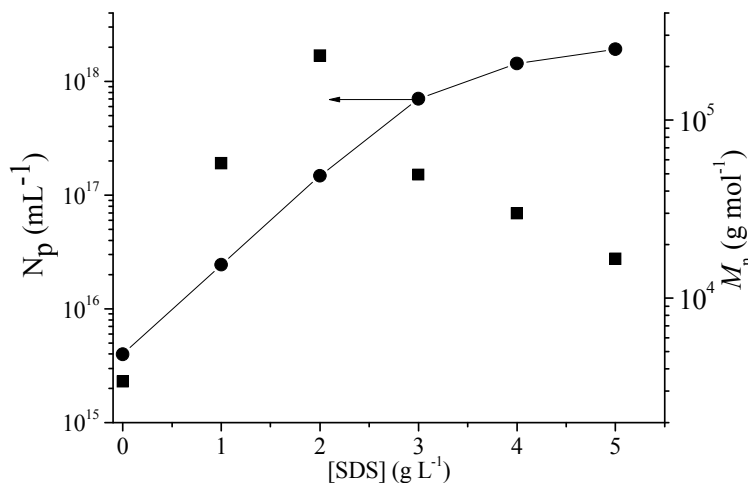


Figure 3. Influence of SDS concentration on the polymer molar mass (M_n , ■) and on the number of particles (N_p , ●) during the synthesis of PE particles by FRPE in aqueous dispersed media (runs 2 and 5 to 9, Table 2).

Figure 3 also indicates that the molar mass first increased with increasing surfactant concentration from 0 to 2 g L⁻¹ (runs 5 to 7, Table 2) and then significantly decreased. This is once again in contradiction with standard emulsion polymerization theory which usually predicts that the molar mass increases when the number of latex particles increases. The likeliest scenario is that a transfer reaction to the surfactant occurs, as already observed in early works of Mantell on free radical polymerization of ethylene in water.¹⁶ Indeed, the similarity between the alkane moiety of SDS and a polyethylene chain makes transfer reactions of growing PE macroradical to SDS possible, as it could be transferred to another polyethylene chain by in an intermolecular reaction, usually responsible of branches formations. There would thus be a competition between compartmentalization of radicals, responsible for higher molar masses, and transfer to the

1
2
3 surfactant, which would shorten the chains. This competition favors at first the
4
5 compartmentalization and higher molar masses, but as the surfactant concentration increases,
6
7 molar masses end up decreasing. NMR studies failed to evidence this transfer to surfactant as it is
8
9 not possible to find a common NMR solvent for both PE and sulfonate moieties.
10
11
12
13

14 15 **Kinetic studies of APS initiated FRPE, without or with SDS (3 g L⁻¹)** 16

17 To better understand the particle nucleation in absence or presence of SDS, kinetic studies were
18
19 undertaken for both systems. From a practical viewpoint, this implied to carry out a new
20
21 experiment for each investigated time as no withdrawal of sample was technically possible during
22
23 the reaction. FRPE was thus carried out under 100 bar of ethylene, without SDS (runs 5 and 10 to
24
25 14, Table 2) and with 3 g L⁻¹ of SDS (runs 2 and 15 to 19, Table 2). The polymerization durations
26
27 spread from 0.5 to 6 h. As observed in our earlier work on the synthesis of cationic PE latexes,
28
29 yields increased with time in both cases (Figure 4).⁹ Whatever the polymerization time, higher
30
31 yields were reached when SDS was present. Particle sizes increase was very strong without
32
33 surfactant (Figure 5). The number of particles is almost constant (Figure 5), implying that
34
35 particles are created at the beginning of the polymerization and grow bigger during the
36
37 polymerization. In contrast, in presence of surfactant, particle sizes are constant with a rather
38
39 narrow particle size distribution (vide supra) when yields increase (Figure 5, Table 2). Here,
40
41 particles are created all along the polymerization. This seems to indicate that particles,
42
43 continuously nucleated during polymerization, failed to grow bigger. These trends are very
44
45 similar to those previously observed during the synthesis of cationic PE latexes with or without
46
47 surfactant.⁹ Analogous results have been also evidenced in latexes of semi-crystalline polymers
48
49
50
51
52
53
54
55
56
57
58
59
60

obtained by catalytic emulsion polymerization³⁰, while it is not the case with amorphous polymers.

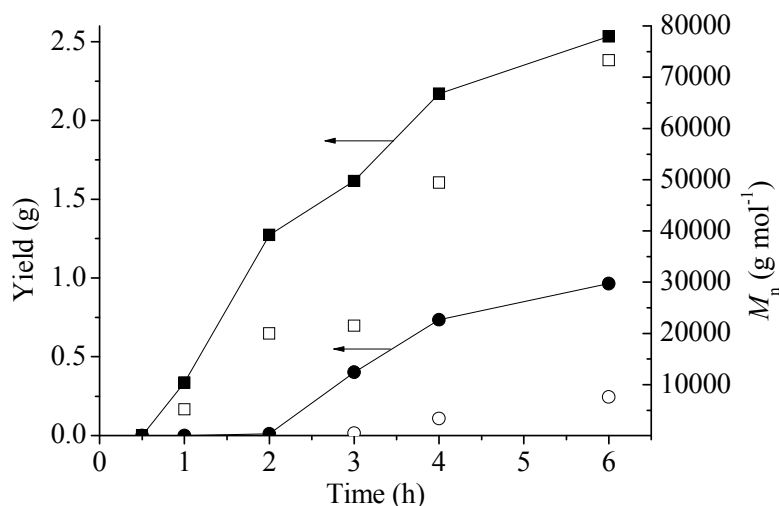


Figure 4. Polymer yields (● without surfactant and ■ with surfactant, 3 g L⁻¹) and molar masses (M_n , ○ without surfactant and □ with surfactant) vs time curves during the synthesis of PE particles by FRPE in aqueous dispersed media using APS as initiator and SDS as surfactant (runs 2, 5 and 10 to 19, Table 2).

Molar masses increased with time in both cases (Figure 4). However, the obtained molar masses were much higher in the case of FRPE in presence of surfactant (up to $M_n \approx 7.5 \cdot 10^4$ g mol⁻¹), as already mentioned. Surprisingly, especially in the presence of surfactant, the molar masses increased with time, and thus with the polymer yield. We currently have no rational explanation for this phenomenon which deserves deeper investigation.

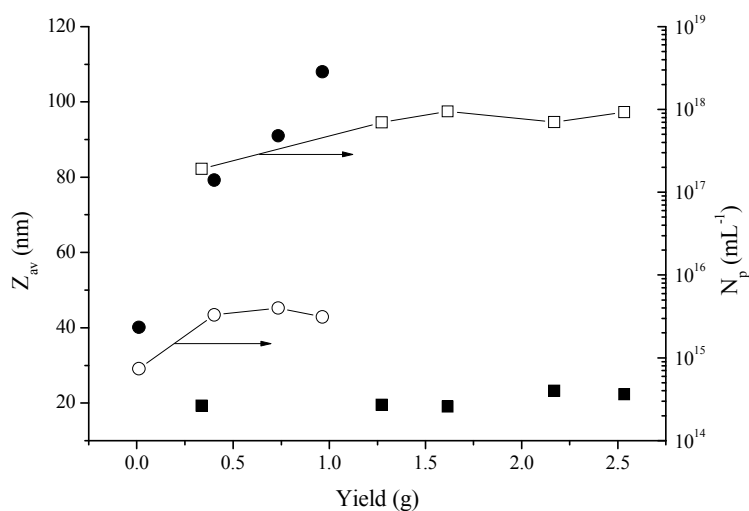


Figure 5. Particle sizes (Z_{av} , ● without surfactant and ■ with surfactant) and particle numbers (N_p , ○ without surfactant and □ with surfactant) vs yield curves during the synthesis of PE particles by FRPE in aqueous dispersed media using APS as initiator and SDS as surfactant (runs 2, 5 and 10 to 19, Table 2).

Towards higher solids contents

Influence of ethylene pressure

In the next series of experiments, the effect of ethylene pressure has been investigated for a constant stirring rate of 250 rpm. Without (runs 5 and 20 to 22, Table 3) or with surfactant (runs 2 and 23 to 25, Table 3), yields, particle sizes and molar masses reached higher values when ethylene pressure was increased (Figure 6). In all cases, a stable latex was obtained. It can be noticed that in the absence of surfactant, particle sizes were multiplied by a factor of 3 (63 to 173 nm) with increasing pressure from 50 to 200 bar, while yield increase was moderate (0.08 to 2.41 g). In contrast, in presence of 3 g L⁻¹ SDS, yields increase was drastic (0.21 to 6.46 g) while particle sizes were 3 times larger as well (16 to 42 nm). Similar results were observed in our

previous work on the synthesis of cationic PE latexes.⁹ As expected, very high molar masses have been reached with surfactant ($M_n = 2.5 \cdot 10^6 \text{ g mol}^{-1}$ under 200 bar), but these were much lower without surfactant: $M_n = 8.5 \cdot 10^5 \text{ g mol}^{-1}$ under 200 bar.

Table 3. Experimental conditions for FRPE in aqueous media for the investigation of the effect of ethylene pressure, stirring rate and feasibility of high solids content^a

Run	Stirring rate (rpm)	P _{ethylene} (bar)	Yield (g) (PC) (%)	Z _{av} (nm) (<i>poly</i>)	T _m (°C)	X _c (%)	M _n (g mol ⁻¹) (<i>D</i>)
20 ^b	250	50	0.08 (0.2)	63 (0.08)	80	2	-
(5) ^b	250	100	0.74 (1.5)	91 (0.03)	89	24	3 400 (5.3)
21 ^b	250	150	1.16 (1.3)	120 (0.02)	95	24	14 700 (3.4)
22 ^b	250	200	2.41 (4.8)	173 (0.04)	91	32	84 700 (4.1)
23	250	50	0.21 (0.4)	16 (0.32)	51	3	4 900 (1.4)
(2)	250	100	2.40 (4.8)	23 (0.30)	84	13	49 400 (2.9)
24	250	150	4.61 (9.2)	30 (0.25)	91	23	220 000 (2.4)
25	250	200	6.46 (12.9)	42 (0.20)	91	26	585 000 (2.3)
(2)	250	100	2.40 (4.8)	23 (0.30)	84	13	49 400 (2.9)
26	500	100	4.90 (9.8)	23 (0.24)	89	22	-
27	750	100	6.70 (13.4)	26 (0.20)	91	25	-
28	950	100	5.93 (11.9)	24 (0.20)	91	25	-
(27)	750	100	6.70 (13.4)	26 (0.20)	91	25	260 000 (3.0)
29	750	150	15.17 (30.3)	63 (0.11)	84	18	2.1 10 ⁶ (2.4)
30	750	200	24.00 (-)	Unstable	96	33	- ^d
31	750	250	32.50 (-)	Unstable	102	44	- ^d

^a t = 4 h, T = 80 °C, [APS] = 0.84 g L⁻¹, pH regulator: [NaHCO₃] = 1 g L⁻¹, [SDS] = 3 g L⁻¹, 50 mL H₂O. ^b Same experimental conditions as ^a without SDS. ^c t = 4 h, T = 70 °C, [AIBA] = 1 g L⁻¹, [CTAB] = 1 g L⁻¹, 50 mL H₂O, ^d Exclusion limit of SEC columns.

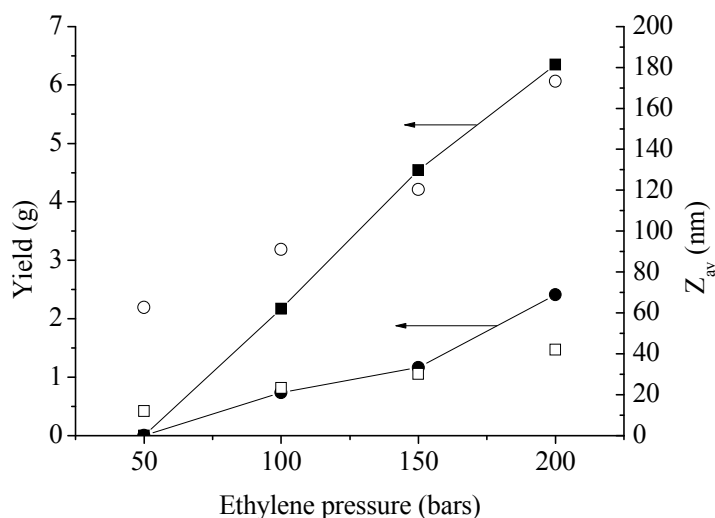


Figure 6. Effect of ethylene pressure on polymer yields (● without surfactant and ■ without surfactant) and on particle sizes (Z_{av} , ○ without surfactant and □ with surfactant) during the synthesis of PE particles via FRPE in aqueous dispersed media (runs 2, 5 and 20 to 25, Table 3).

^{13}C NMR analysis was used to determine the branching degree of samples obtained for ethylene pressures of 50, 100, 150 and 200 bar, respectively (runs 23, 2, 24 and 25 in Table 3).²³ The branching density decreases with increasing ethylene pressure, in agreement with DSC measurements (the crystallinity increases, Table 3). Indeed, the formation of polymer crystals is hindered by branches. This decrease in branching degree is probably due to higher monomer concentration when its pressure increases, thus favoring a linear growth of the chains (i.e. propagation) rather than intermolecular transfer reactions. When compared to a LDPE produced by an industrial process provided by Alfa-Aesar, the PE produced using emulsion polymerization under mild conditions exhibits a much lower crystallinity and a much higher branching density.

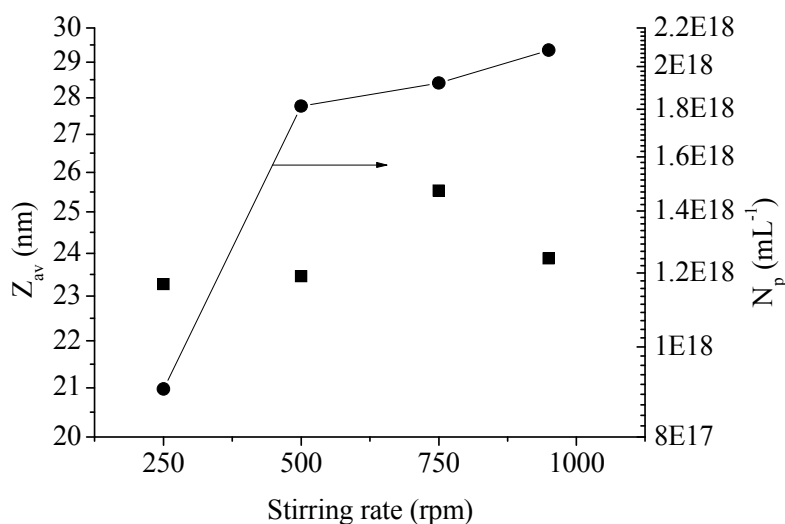
1
2
3 Indeed, the industrial sample crystallinity is around 40 %, which is much higher than the 10 to 20
4
5 % of the PEs obtained by FRPE in water. The branching density range of the latter is of 24 to 50
6
7 branches / 1000 C when the industrial sample possesses only 13 branches / 1000 C. Actually,
8
9 with a more branched structure than an industrial LDPE, the PE produced by free radical
10
11 emulsion polymerization relates more to very low density polyethylene (VLDPE).²² This is
12
13 confirmed by the melting temperatures and crystallinities measured on our samples.
14
15
16
17
18
19

20 *Effect of the stirring rate*

21
22
23 In a heterogeneous polymerization process, the stirring rate is a decisive parameter which will
24
25 influence the colloidal properties of the obtained latex.³¹ Accordingly, the effects of stirring rate
26
27 on FRPE in aqueous media using an anionic initiating and stabilizing system were investigated at
28
29 an ethylene pressure of 100 bar (runs 2 and 26 to 28, Table 3). Yields were multiplied by a factor
30
31 3 when increasing the stirring rate from 250 to 950 rpm, without latex destabilization. Particle
32
33 sizes remained unchanged, around 25 nm, with high *poly* values indicating non-spherical
34
35 morphologies, whatever the stirring rate. The increase in yields can be explained by a better
36
37 renewing of the ethylene-water interface.
38
39
40
41

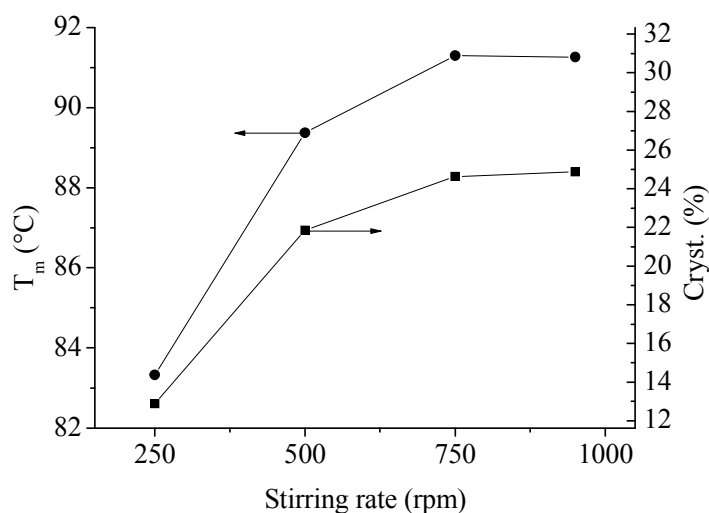
42
43 The fact that particle sizes were not affected by stirring rate could originate from the
44
45 crystallinity of PE inside latex particles. One can imagine that crystallinity protects the particles
46
47 from coalescence phenomena, in a way similar to what can be observed for the synthesis of
48
49 polystyrene particles in presence of a relatively high amount of cross-linker, which would favor
50
51 the nucleation of new particles.³² Consequently, as yields increased and particle sizes remained
52
53 constant, the number of particles increased with stirring rate, as shown in Figure 7. This effect
54
55 was very important between 250 and 500 rpm and then became less pronounced. By comparison
56
57
58
59
60

1
2
3 in a conventional emulsion polymerization process where the polymer would be totally
4
5 amorphous, a higher shear rate would increase coalescence phenomena and reduce the number of
6
7 particles, as it is the case for butadiene emulsion polymerization.³³ Nevertheless, the influence of
8
9 crystallinity on particle formation should be considered with care because crystallinity values of
10
11 bulk PE are very low (< 30%), and latex particles are mostly composed of amorphous PE.
12
13 Investigations on thermal properties of PE latex itself will confirm that these hypotheses are
14
15 subject to caution, as shown below.
16
17
18
19
20
21
22
23



24
25
26
27
28
29
30
31
32
33
34
35
36
37
38
39
40
41
42
43
44 **Figure 7.** Evolution of the particle sizes (Z_{av} , ■) and the number of particles (N_p , ●) with the
45
46 stirring rate during the synthesis of PE particles via FRPE in aqueous dispersed media (runs 2 and
47
48 26 to 28, Table 3).
49
50
51
52
53
54
55
56
57
58
59
60

1
2
3 In order to further assess the influence of stirring in our process, we next investigated the effect
4 of stirring rate on the melting temperature and crystallinity of PE isolated from the latex. Figure 8
5 shows an increase of both series of data. According to the aforementioned study on the effects of
6 pressure in FRPE in aqueous media, this change in thermal properties is the reflection of a change
7 in the structure of the PE chains. Indeed, a higher crystallinity has been identified as the result of
8 a less branched polymer. As explained with the effect of ethylene pressure on the structure of the
9 chains, a better monomer provision by higher stirring may help create more linear chains
10 (intermolecular reactions are disfavored) and thus a more crystalline polymer, although still less
11 crystalline than an industrial LDPE.
12
13
14
15
16
17
18
19
20
21
22
23
24
25
26
27
28
29
30
31
32
33
34
35
36
37
38
39
40
41
42
43
44



45 **Figure 8.** Effect of stirring rate on the melting temperature (T_m , ●) and crystallinity (■) of PE
46 particles synthesized by FRPE in aqueous dispersed media (runs 2 and 26 to 28, Table 3).
47
48
49
50
51
52
53
54
55
56
57
58
59
60

Increase of the solids content

To make this FRPE in aqueous media system interesting for further applications, we next investigated the possibility to increase the solids content. To do so, the range of ethylene pressures has been narrowed to 100-250 bar and the stirring rate increased to 750 rpm instead of the usual 250 rpm to favor a fast renewing of the ethylene/water interface and thus a better monomer supply to the particles (runs 27 and 30 to 31, Table 3). Yields were indeed increased, causing the latexes to be destabilized by the high amounts of PE produced under 200 and 250 bar of ethylene, where 24 and 32 g of polymer were produced, respectively, in 50 mL of aqueous dispersion (runs 30 and 31 in Table 3). In these two cases, the yield was obtained by drying the whole content of the reactor. Nevertheless, under 150 bar of ethylene, a stable latex was obtained with a 30% solids content and an average particle diameter of 63 nm (run 29, Table 3). These high polymerization activities often go along with high molar masses as it was also the case here ($M_n = 2.1 \cdot 10^6 \text{ g mol}^{-1}$). Higher molar masses seem to be obtained for the higher ethylene pressures (200 and 250 bar), as the corresponding polyethylenes flowed directly through the columns without retention. Our SEC apparatus was consequently not able to give us valid molar mass values.

Thermal properties of PE latexes

While polyethylenes isolated from the latex can be analyzed by DSC giving access to the thermal properties of the bulk material, the measurement of the thermal properties directly on the

1
2
3 latex is much more instructive. Indeed DSC analysis shows that the crystallization of PE occurs
4
5 at a much lower temperature when polymer is located into the confined environment of a latex
6
7 nanoparticle than under its bulk form.^{34,35} On the other hand, no significant differences between
8
9 melting temperature of bulk PE and confined PE is observed. These phenomena have also been
10
11 evidenced on PE dispersions made by catalytic processes¹⁰⁻¹⁴ and more generally on semi-
12
13 crystalline polymers under situations of confined environment (nanoparticles, ultrathin films,
14
15 block copolymers mesophases...).³⁶ This phenomenon, usually referred as supercooling,
16
17 evidences a change of nucleation mechanism from heterogeneous nucleation in the bulk to
18
19 surface or homogeneous nucleation in the confined situation. The intensity of this phenomenon
20
21 can be quantified by $\Delta T = T_c^{\text{Bulk}} - T_c^{\text{Latex}}$ (with T_c^{Bulk} the crystallization temperature in the bulk
22
23 polymer and T_c^{Latex} the crystallization temperature of the particles in the latex).
24
25
26
27
28

29 This supercooling effect has been investigated for a range of latexes synthesized using different
30
31 SDS concentrations (runs 2 and 5 to 9 in Table 2) and the expected trends were effectively
32
33 observed (exemplified for run 7 in Figure 9).
34
35
36
37
38
39
40
41
42
43
44
45
46
47
48
49
50
51
52
53
54
55
56
57
58
59
60

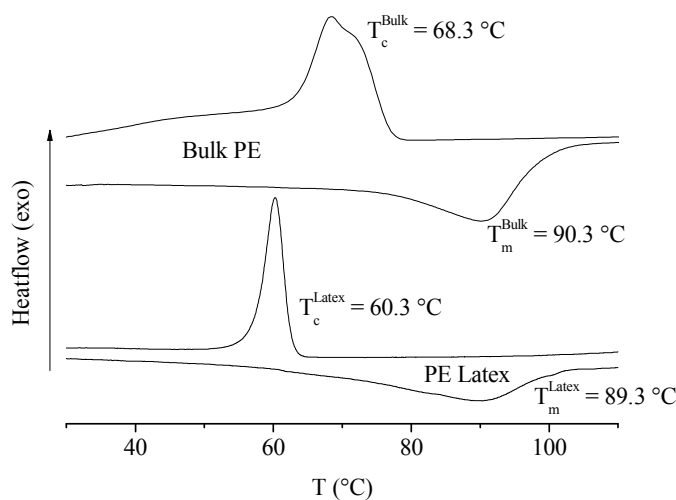


Figure 9. DSC analysis of a PE latex obtained by FRPE in aqueous dispersed media (run 5 in Table 2) compared to a bulk PE obtained by drying the same latex.

In matter of supercooling, the critical parameter to consider is the size of the confined domains, that is in our case the size of latex nanoparticles. Figure 10 shows that the depression of crystallization temperature of PE in latex, that is the intensity of supercooling, increases with decreasing nanoparticle size. Surfactant-induced supercooling can be ruled out by the fact that supercooling in a latex synthesized without surfactant but under a higher ethylene pressure, thus with bigger particles, gives a different supercooling value (data not shown).

The stability of the latex during DSC analysis is also very appealing. Indeed the latexes were submitted to temperatures up to 130 °C two times and were still stable afterwards as evidenced by DLS analyses of the resulting latex, which indicated no change of the particle size after thermal treatments. This indicates that PE can melt and crystallize inside nanoparticles of the latex without affecting the colloidal stability. Use of these PE latexes for phase change materials (PCM) applications such as heat transfer fluids (HTF) could be then envisaged.³⁷

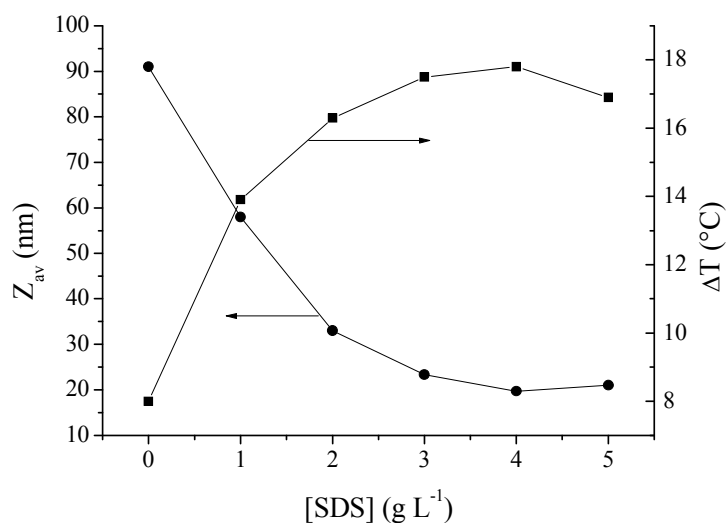


Figure 10. Particle sizes (Z_{av} , ●) and quantification of the supercooling effect (ΔT , ■) vs surfactant concentration (runs 2 and 5 to 9, Table 2).

Another important conclusion can be drawn from the study of thermal properties of PE latex. Indeed, low T_c values for PE inside the latex particles indicate that during polymerization at 80 °C, PE could be amorphous and would then crystallize during the cooling process of the latex at the end of the polymerization. This could strongly impact some of our interpretations on the influence of crystallinity on particle formation. Indeed, the process of PE crystallization under the polymerization conditions (i.e. under high pressures of ethylene) is difficult to assess. More investigations are necessary to precisely evaluate if, during the polymerization process, PE will crystallize as it is formed or will remain amorphous.

Water-repellency properties of films obtained from PE latex

1
2
3 Coatings applications are usually targeted for polymer latexes. In the case of polyethylene the
4 apolar character of the polymer could lead to attractive barrier properties to water. Commercial
5 aqueous wax dispersions, obtained by redispersion of bulk PE in water as described in the
6 introduction, are indeed used for coating applications in particular for paper industry.
7
8
9

10
11 We evaluated our PE latexes for coatings application on paper substrate and compared them
12 with commercial wax dispersions. To this purpose, PE latexes produced by free radical emulsion
13 polymerization in our laboratory were coated on paper (vegetable parchment, 75 g m⁻²), to
14 evaluate their effectiveness as protective coating against water. Aiming for a good interaction
15 with the negatively charged cellulose, cationic latexes were used. They were synthesized using
16 cationic initiator (AIBA, 1 g L⁻¹) and surfactant (CTAB, 1 g L⁻¹) under 250 bar of ethylene at 70
17 °C for 4 hours with a stirring rate of 250 rpm according to our previous work.⁹ The solids content
18 of the produced latex was increased to 30% by evaporating water for the coating needs, without
19 destabilization or major average particle size alteration ($Z_{av} \approx 50$ nm). The coating was performed
20 at 120 °C instead of the usual 160 °C used in industry. Two factors can account for this decrease
21 of the coating temperature. Firstly, the lower melting temperatures of the PE contained in the
22 latexes: the PE isolated from the latexes produced in our laboratory melts around 90 °C instead of
23 98-115 °C for a usual LDPE.¹⁷ Secondly, the PE nanoparticles obtained from emulsion
24 polymerization are much smaller than the particles present in a wax dispersion, which are a few
25 microns large.⁶ Indeed, smaller particles have been reported to decrease the minimum film-
26 forming temperature (MFFT).³⁸ The obtained film was homogeneously shiny with no visible
27 cracks. Furthermore, water-repellent properties of the coated paper were investigated and
28 compared to papers coated with a commercial wax dispersion. As observed in Figure 11, the
29 commercial wax dispersion yields films with a good resistance to water vapors under tropical
30
31
32
33
34
35
36
37
38
39
40
41
42
43
44
45
46
47
48
49
50
51
52
53
54
55
56
57
58
59
60

1
2
3 conditions (Figure 11a) and to liquid water (Figure 11c), but the PE latex from our laboratory
4 gave better results against water vapors under standard conditions (Figure 11b). These results are
5 quite promising, given that the commercial wax dispersion is formulated and specially made for
6 this type of application.
7
8
9

10
11
12 Other substrates can be envisaged (fabrics, concrete, wood...) and depending on their surface
13 charges, anionic or cationic PE latexes will be preferred, thus giving a very wide application
14 range.
15
16
17
18
19
20
21

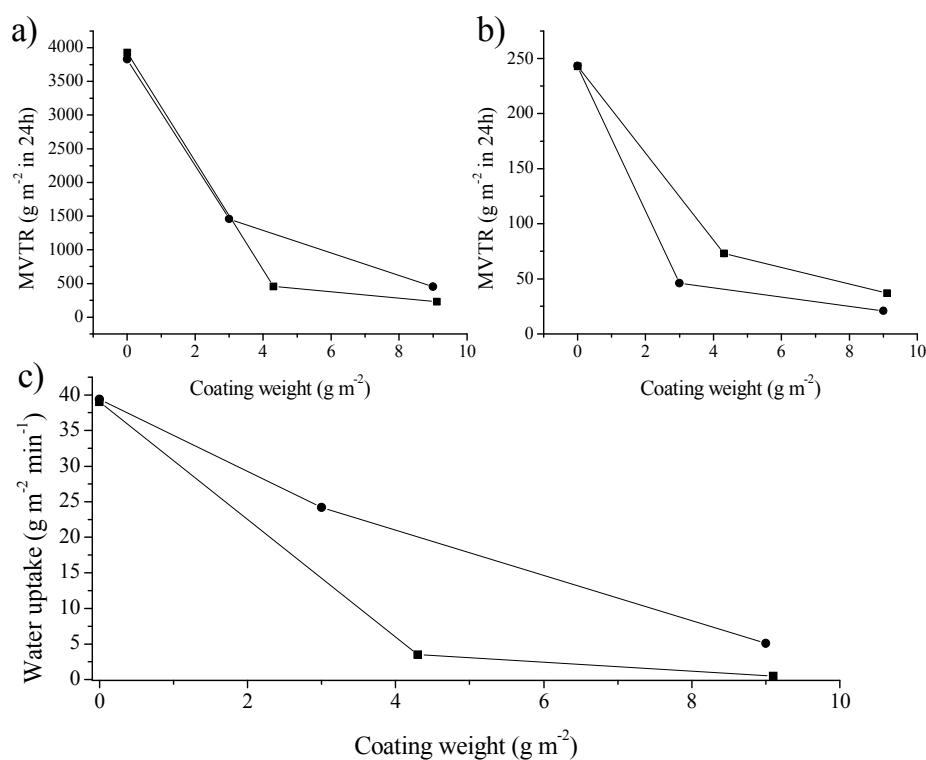


Figure 11. a) Moisture vapor transmission rate (MVTR) under tropical conditions (T = 38 °C, Humidity = 90 %), b) MVTR under standard conditions (T = 25 °C, Humidity = 50 %) and c)

1
2
3 Water uptake during a Cobb test in standard conditions (25 °C) (● PE latex from FRPE in
4 aqueous media, ■ commercial wax dispersion).
5
6
7
8
9
10
11
12
13
14
15
16
17
18
19
20
21

22 **Conclusions**

23
24 Free radical emulsion polymerization of ethylene has been successfully performed using an
25 anionic stabilizing (SDS) and initiating system (APS). The use of a pH regulator was decisive to
26 obtain significant yields. In absence of surfactant, stable PE latexes of low polymer contents,
27 consisting of small sphere-like PE nanoparticles ($Z_{av} \approx 100$ m), have been synthesized. With the
28 addition of SDS, polymer contents are higher and the PE particles much smaller ($Z_{av} \approx 20$ nm),
29 presenting non-spherical morphologies. High molar masses were attained ($M_n = 2.3 \cdot 10^5$ g mol⁻¹),
30 despite possible transfer reactions to the surfactant. Different nucleation mechanisms have been
31 proposed, depending on the presence of surfactant or not, but some interpretations, in particular
32 the moment of crystallization of PE in the particles (during polymerization or during the cooling
33 down of the latexes inside polymerization reactor) are still subject to debate.
34
35
36
37
38
39
40
41
42
43
44
45
46
47

48 To make FRPE in aqueous media viable for applications, the synthesis of high solids content
49 latexes was investigated. To do so, ethylene pressure and stirring rate were varied. An increase in
50 ethylene pressure led to higher solids contents, larger particles and higher molar masses, up to M_n
51 = $2.5 \cdot 10^6$ g mol⁻¹. When investigating the effects of stirring rate in presence of surfactant, an
52
53
54
55
56
57
58
59
60

1
2
3 important process parameter for emulsion polymerization, no influence on particle sizes was
4
5 evidenced but the polymer content drastically increased resulting in an increase of the particle
6
7 number. By combining higher pressures and stirring rates, stable latexes with polymer contents
8
9 up to 30 % could be successfully obtained. Both parameters appeared to improve the monomer
10
11 feed to the growing chains, leading to slightly less branched and thus more crystalline PEs.
12
13

14
15 A supercooling phenomenon, whose governing parameter seems to be particle size, has been
16
17 evidenced when studying the thermal properties of the latexes. Latexes stability was not affected
18
19 after being submitted to extreme temperatures during DSC analysis (0 to 130 °C). To estimate the
20
21 water repellency properties of the PE films, our cationic latexes were coated on vegetable
22
23 parchment. The low melting point of the PE and the small particle sizes allowed a coating
24
25 temperature of 120 °C instead of the usual 160 °C used for commercial wax dispersions.
26
27 Permeability to water was measured (Cobb test and MVTR) on the coated paper and showed
28
29 promising results without even formulating the latex, especially against water vapor.
30
31
32
33
34
35
36
37

38 **Author Information**

39
40
41 *E-mail: vincent.monteil@univ-lyon1.fr
42
43

44 **Acknowledgments**

45
46
47 ANR (Agence Nationale de la Recherche) and competitiveness clusters AXELERA and
48
49 PLASTIPOLIS are acknowledged for financial support (project FRaPE; ANR 2011 JS08 008 01).
50
51 The authors thank Pierre-Yves Dugas for his help with cryo-TEM and DLS analyses, Olivier
52
53 Boyron for SEC analyses and Jean-Pierre Broyer and Sébastien Norsic for technical support. We
54
55
56
57

1
2
3 are grateful to the NMR Polymer Center of Institut de Chimie de Lyon (FR5223) for assistance
4
5 and access to the NMR facilities. We also thank Dr. Christophe Boisson, Pr. Bernadette
6
7 Charleux, Dr. Roger Spitz and Dr. Timothy McKenna for fruitful discussions.
8
9

10 11 12 13 **Supporting information available**

14
15 ¹³C NMR spectra of PE with branching assignments.
16
17

18 19 20 21 22 23 **References**

- 24
25
26 (1) Soares, J.; Simon, L. C. Coordination Polymerization In *Handbook of Polymer Reaction*
27
28 *Engineering*; Meyer, T.; Keurentjes, J., Eds.; WILEY-VCH Verlag GmbH & Co. KGaA:
29
30 Weinheim, 2005; pp. 365–430.
31
32
33
34 (2) Kalyon, D. M.; Chiou, Y.-N.; Kovenklioglu, S.; Bouaffar, A. *Polym Eng Sci* **1994**, *34*,
35
36 804–814.
37
38
39
40 (3) Aggarwal, S. L.; Sweeting, O. J. *Chem Rev* **1957**, *57*, 665–742.
41
42
43 (4) Müllhaupt, R. *Macromol Chem Phys* **2003**, *204*, 289–327.
44
45
46 (5) Engels, T.; Foerster, T.; Klink, C.; Wahle, B.; Waltenberger, P. Process for the production
47
48 of storage stable wax dispersions. U.S. Patent 0005723137A, March 3, 1998.
49
50
51
52
53
54
55
56
57
58
59
60

- 1
2
3 (6) Gravatt, W. M.; Kocur, M. A.; Leotsakos, G.; Smith, C. P. Novel wax dispersion
4 formulations, method of producing same, and uses. European Patent 2283094B1, October 10,
5
6
7
8 2011.
9
10
11 (7) Grau, E.; Broyer, J.-P.; Boisson, C.; Spitz, R.; Monteil, V. *Polym. Chem.* **2011**, *2*, 2328.
12
13
14 (8) Grau, E.; Broyer, J.-P.; Boisson, C.; Spitz, R.; Monteil, V. *Macromolecules* **2009**, *42*,
15
16 7279–7281.
17
18
19 (9) Grau, E.; Dugas, P.-Y.; Broyer, J.-P.; Boisson, C.; Spitz, R.; Monteil, V. *Angew Chem Int*
20
21 *Ed* **2010**, *49*, 6810–6812.
22
23
24
25 (10) Mecking, S.; Monteil, V.; Huber, J.; Kolb, L.; Wehrmann, P. *Macromol. Symp.* **2006**, *236*,
26
27 117–123.
28
29
30
31 (11) Mecking, S. *Colloid Polym. Sci.* **2007**, *285*, 605–619.
32
33
34 (12) Bauers, F. M.; Thomann, R.; Mecking, S. *J. Am. Chem. Soc.* **2003**, 8838–8840.
35
36
37 (13) Kolb, L.; Monteil, V.; Thomann, R.; Mecking, S. *Angew Chem* **2005**, 433–436.
38
39
40 (14) Weber, C. H. M.; Chiche, A.; Krausch, G.; Rosenfeldt, S.; Ballauff, M.; Harnau, L.;
41
42 Göttker-Schnetmann, I.; Tong, Q.; Mecking, S. *Nano Lett.* **2007**, *7*, 2024–2029.
43
44
45 (15) Yu, S.-M.; Mecking, S. *Macromolecules* **2009**, *42*, 3669–3673.
46
47
48 (16) Stryker, H. K.; Mantell, G. J.; Helin, A. F. *J Polym. Sci Part C* **1969**, *27*, 37–48.
49
50
51 (17) Helin, A. F.; Stryker, H. K.; Mantell, G. J. *J. Appl. Polym. Sci.* **1965**, *9*, 1797–1805.
52
53
54
55 (18) Stryker, H. K.; Helin, A. F.; Mantell, G. J. **1965**.
56
57
58
59
60

- 1
2
3 (19) Suwa, T.; Nakajima, H.; Takehisa, M.; Machi, S. *Polym Lett Ed* **1975**.
4
5
6
7 (20) Hopff ; Kern *Mod. Plast.* **1946**, 153–160 and 206–220.
8
9
10 (21) Grau, E.; Broyer, J.-P.; Boisson, C.; Spitz, R.; Monteil, V. *Phys. Chem. Chem. Phys.*
11
12 **2010**, *12*, 11665–11669.
13
14
15 (22) Peacock, A. J. *Handbook of Polyethylene: Structures: Properties, and Applications*
16
17 Marcel Dekker, Inc.: New York, Basel, 2000; p. 16.
18
19
20
21 (23) Galland, G. B.; de Souza, R. F.; Mauler, R. S.; Nunes, F. F. *Macromolecules* **1999**, *32*,
22
23 1620–1625.
24
25
26 (24) Van Berkel, K. Y.; Russell, G. T.; Gilbert, R. G. *Polymer* **2006**, *47*, 4667–4675.
27
28
29
30 (25) Kolthoff, I. M.; Miller, I. K. *J. Am. Chem. Soc.* **1951**, *73*, 3055–3059.
31
32
33 (26) Behrman, E. J.; Edwards, J. O. *Rev. Inorg. Chem.* **1980**, *2*, 179–206.
34
35
36 (27) Wu, J.; Tomba, J. T.; Oh, J. K.; Winnik, M. A.; Farwaha, R.; Rademacher, J. *J. Polym.*
37
38 *Sci. Part A* **2005**, *43*, 5581–5596.
39
40
41
42 (28) German, A. L.; Weerts, P. A.; Gilbert, R. G. *Macromolecules* **1991**, *24*, 1622–1682.
43
44
45 (29) Rahman, A.; Brown, C. W. *J Appl Polym Sci* **1982**, *27*, 2563–2566.
46
47
48 (30) Monteil, V.; Bastero, A.; Mecking, S. *Macromolecules* **2005**, *38*, 5393–5399.
49
50
51 (31) Odian, G. In *Principles of Polymerization*; John Wiley & Sons, Inc.: New York, 2004; pp.
52
53 350–371.
54
55
56
57
58
59
60

1
2
3 (32) Graillat, C.; Pichot, C.; Guyot, A. *Colloids Surf.* **1991**, *56*, 189–200.
4
5

6 (33) Weerts, P. A.; Van der Loos, J. L. M.; German, A. L. *Makromol Chem* **1991**, *192*, 1993–
7
8 2008.
9

10
11 (34) Barham, P. J.; Chivers, R. A.; Keller, A.; Martinez-Salazar, J.; Organ, S. J. *J. Mater. Sci.*
12
13 **1985**, *20*, 1625–1630.
14
15

16 (35) Barham, P. J.; Jarvis, D. A.; Keller, A. *J. Polym. Sci., Polym. Phys. Ed.* **1982**, *20*, 1733–
17
18 1748.
19
20

21 (36) Michell, R. M.; Blaszczyk-Lezak, I.; Mijangos, C.; Müller, A. J. *Polymer* **2013**, *54*, 4059–
22
23 4077.
24
25

26 (37) Hyun, D. C.; Levinson, N. S.; Jeong, U.; Xia, Y. *Angew. Chem. Int. Ed.* **2014**, *53*, 3780–
27
28 3795.
29
30

31 (38) Steward, P. A.; Hearn, J.; Wilkinson, M. C. *Adv. Colloid Interface Sci.* **2000**, *86*, 195–
32
33 267.
34
35
36
37
38
39
40
41
42
43
44
45
46
47
48
49
50
51
52
53
54
55
56
57
58
59
60

1
2
3
4
5
6
7
8
9
10
11
12
13
14
15
16
17
18
19
20
21
22
23
24
25
26
27
28
29
30
31
32
33
34
35
36
37
38
39
40
41
42
43
44
45
46
47
48
49
50
51
52
53
54
55
56
57
58
59
60

For Table of Contents use only

Free radical emulsion polymerization of ethylene

*G. Billuart, E. Bourgeat-Lami, M. Lansalot, V. Monteil**

