



HAL
open science

**Carbon and nitrogen isotopic composition of red deer
(*Cervus elaphus*) collagen as a tool for tracking
palaeoenvironmental change during the Late-Glacial and
Early Holocene in the northern Jura (France)**

Dorothee Drucker, Hervé Bocherens, Anne Bridault, Daniel Billiou

► **To cite this version:**

Dorothee Drucker, Hervé Bocherens, Anne Bridault, Daniel Billiou. Carbon and nitrogen isotopic composition of red deer (*Cervus elaphus*) collagen as a tool for tracking palaeoenvironmental change during the Late-Glacial and Early Holocene in the northern Jura (France). *Palaeogeography, Palaeoclimatology, Palaeoecology*, 2003, 195 (3-4), pp.375 - 388. 10.1016/S0031-0182(03)00366-3 . hal-01858681

HAL Id: hal-01858681

<https://hal.science/hal-01858681>

Submitted on 28 Oct 2019

HAL is a multi-disciplinary open access archive for the deposit and dissemination of scientific research documents, whether they are published or not. The documents may come from teaching and research institutions in France or abroad, or from public or private research centers.

L'archive ouverte pluridisciplinaire **HAL**, est destinée au dépôt et à la diffusion de documents scientifiques de niveau recherche, publiés ou non, émanant des établissements d'enseignement et de recherche français ou étrangers, des laboratoires publics ou privés.

Carbon and nitrogen isotopic composition of red deer (*Cervus elaphus*) collagen as a tool for tracking palaeoenvironmental change during the Late-Glacial and Early Holocene in the northern Jura (France)

Dorothee Drucker^a, Hervé Bocherens^{a,*}, Anne Bridault^b, Daniel Billiou^{c,1}

^a *Laboratoire de Paléontologie, Institut des Sciences de l'Evolution, UMR 5455 du CNRS, Université Montpellier 2, case courrier 064, Place Eugène Bataillon, F-34095 Montpellier cedex 05, France*

^b *Equipe d'Archéologie environnementale, UMR 7041 du CNRS, Maison de l'Archéologie et de l'Ethnologie, case courrier 23, 21 Allée de l'Université, F-92023 Nanterre Cedex, France*

^c *Laboratoire de Biogéochimie Isotopique, UMR 7618 du CNRS, Université Paris 6, 4 Place Jussieu, F-75252 Paris cedex 05, France*

Abstract

Red deer bone collagen from Rochedane in the Jura (France) was analysed for carbon and nitrogen isotopic composition. The specimens range in ¹⁴C age from about 13 000 to 8000 yr BP (uncalibrated), and cover the Late-Glacial and Early Holocene, a time period during which climatic conditions shifted from periglacial to temperate. The carbon isotopic compositions of red deer collagen suggest changes in the vegetation cover around the site that are consistent with other palaeoenvironmental indicators, such as the palynological record in the Jura. The nitrogen isotopic compositions exhibit a large range of around 6‰ interpreted as reflecting changes in the intensity of N cycling coeval to vegetation changes. Red deer bone collagen appears thus as a valuable proxy for reconstructing palaeoenvironmental changes in continental western Europe during the Late-Glacial and Holocene.

Keywords: carbon-13; *Cervus*; collagen; Late-Glacial; nitrogen-15; palaeoenvironment

1. Introduction

Late-Glacial and Early Holocene times, around

13 000 to 8000 years ago, witnessed very important palaeoclimatic changes. In western Europe, the climatic context shifted from glacial to temperate conditions in a succession of relative warming and cooling episodes (e.g. [Magny, 1995](#); [Björk et al., 1998](#); [Amman et al., 2000](#)). These environmental changes were contemporaneous with important alterations in human habitat conditions and ways of life (e.g. [Smith, 1992](#); [Floss, 2000](#); [Leesch, 2000](#)). The palaeoenvironmental changes

¹ Present address: Laboratoire de Biogéochimie des Milieux Continentaux, UMR 7618 du CNRS, INAPG, EGER-INRA, F-78026 Thiverval-Grignon, France.

* Corresponding author.

E-mail address: bocheren@isem.univ-montp2.fr (H. Bocherens).

that occurred in the Jura mountainous area of northeastern France are very well documented during this period (e.g. de Beaulieu et al., 1994; Bégeot et al., 2000; Richard and Bégeot, 2000; Richard et al., 2000). For instance, palynological records of peat and lake deposits have been used as proxies for vegetational reconstruction, and the isotopic signatures of carbonates from lake deposits have provided quantitative palaeoclimatic reconstructions. However, these proxies do not yield direct information on continental mammal palaeobiology and human activities. Variations in isotopic signatures are also recorded in animal bones. Bone collagen carbon and nitrogen isotopic signatures of herbivorous mammals have been used to reconstruct continental palaeoenvironmental fluctuations in tropical areas (e.g. Ambrose and DeNiro, 1989; Fernandez et al., 1991; Lee-Thorp and Beaumont, 1995; Gröcke et al., 1997; Pate and Noble, 2000). Indeed, under such climatic conditions, variations of carbon isotopic compositions reflect the ratio of C₄ grasslands relative to C₃ woodlands whilst nitrogen isotopic variations are linked to aridity.

The goal of the present paper is to test the ability to use carbon and nitrogen isotopic compositions in mammal bone collagen as palaeoenvironmental indicators in more temperate areas where the C₄ plant biomass is negligible or even

absent (Mateu Andrès, 1993) and where aridity variations are not as pronounced as in tropical regions. Red deer (*Cervus elaphus*) has been chosen as the test species due to the large number of skeletal remains belonging to this species in Late-Glacial archaeological sites from western Europe (Bridault, 1997; Bridault and Chaix, 2002) and the large ecological flexibility of this species (e.g. Heptner et al., 1989). Investigating a limited area through time minimises the effects of parameters other than environmental changes. During the 5000 years represented by the archaeological deposits in the site of Rochedane, the surrounding environment shifted from a recently deglaciated area to temperate forest through the intermediate stages of tundra and boreal forest (Richard and Bégeot, 2000).

2. Materials and methods

The site of Rochedane (47°21'N, 6°46'E) is located ca. 25 km south of the town of Montbéliard on the left bank of the Doubs River (Fig. 1). It is a rock-shelter dug into a calcareous cliff about 15 m high, at an altitude of 355 m above sea level in an area where the neighbouring plateaus rise to 700 m above sea level.

Excavation of Rochedane by André Thévenin

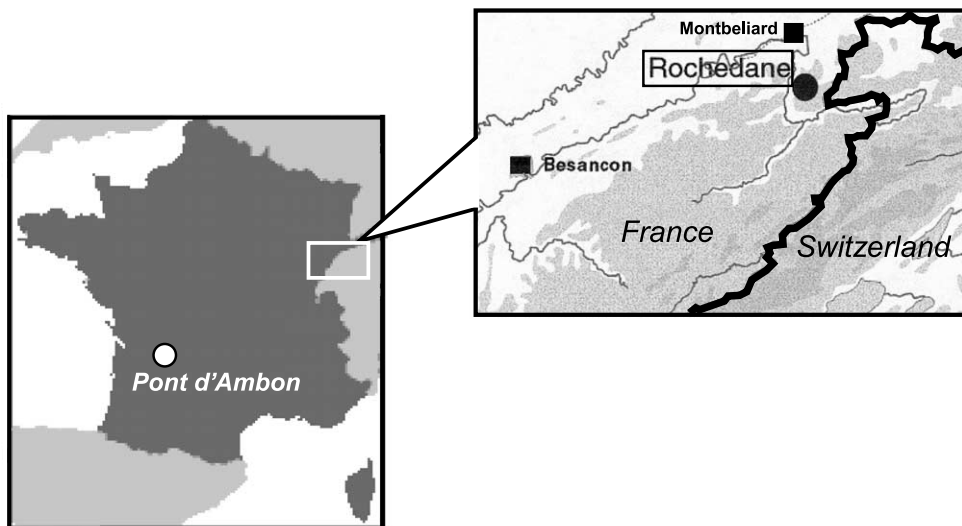


Fig. 1. Map of France showing the locations of the sites mentioned in the text; insert, detailed map of Rochedane.

Table 1
Characteristics of the stratigraphic layers excavated at the site of Rochedane

Layer	Age BP	Age cal BC (2 σ)	Laboratory number (ref)	%NISP red deer	Chronoclimatic zone	Culture
D1	11 060 \pm 470 12 420 \pm 75	12 145–9 603 13 462–12 185	Ly-1193 (1) Oxa-8030 (2)	94.7	Bölling	Magdalenian
C'1	11 090 \pm 200	11 816–10 699	Ly-1192 (1)	95.0	Bölling	Early Azilian
B	10 730 \pm 190	11 201–10 151	Ly-1194 (1)	91.3	Alleröd	Azilian
A4	9 210 \pm 120	8 746–8 210	GIF-2530	84.8	Younger Dryas	Azilian
A3				58.5	Preboreal	Early Mesolithic
A2				55.8	Boreal	Mesolithic

Reference numbers stand for: (1) [Evin et al. \(1978\)](#); (2) [Bridault et al. \(2000\)](#). All radiocarbon dates have been calibrated according to the calibration dataset from [Stuiver et al. \(1998\)](#), using the software calib4.3. Cultural attribution is based on [Thévenin and Sainty \(1998\)](#). The %NISP (number of identifiable fragments of bone) for red deer are adapted from [Bridault \(1990\)](#).

and Jean Sainty (1968–1976) identified several archaeological layers ranging between ca. 12 500 and 8000 yr BP (e.g. [Thévenin, 1982](#); [Thévenin and Sainty, 1998](#); Table 1). All the layers yielded skeletal remains of red deer, *Cervus elaphus* ([Bridault, 1990](#)). The proportion of red deer in the total ungulate skeletal remains is very high in

layers D1 to A4, decreasing in layers A3 and A2 (Table 1; [Bridault, 1990](#)).

Red deer bones have been selected to represent different individuals using the following sampling protocole: when several samples had been selected for one layer, specimens from the same anatomical part were used, which guaranties that no in-

Table 2
List of isotopic results obtained on red deer bone collagen from Rochedane

Sample number	Piece	Layer	Yield (mg.g ⁻¹)	%C collagen	%N collagen	C/N	$\delta^{13}\text{C}$ (‰)	$\delta^{15}\text{N}$ (‰)
RCD500	left radius	D1	30.0	42.3	15.5	3.2	-19.9	0.8
RCD900	left metatarsal	C'1	18.8	40.3	14.6	3.2	-20.1	1.8
RCD1000	left metatarsal	C'1	29.0	42.5	15.4	3.2	-20.7	2.5
RCD1100	left metatarsal	C'1	19.2	42.0	15.3	3.2	-21.9	3.0
RCD1200	left metatarsal	C'1	6.2	38.9	14.4	3.1	-19.9	1.3
RCD1300	left metatarsal	C'1	10.2	37.8	13.9	3.2	-20.6	2.0
RCD1400	left metatarsal	C'1	9.4	41.0	15.0	3.2	-20.7	0.4
RCD2300	left metatarsal	B	10.2	38.5	14.2	3.2	-20.8	1.6
RCD2400	left metatarsal	B	8.6	38.9	13.3	3.2	-20.6	3.1
RCD2500	left metatarsal	B	16.5	40.0	14.6	3.2	-21.2	2.6
RCD2600	left metatarsal	B	33.2	38.8	14.0	3.2	-20.0	2.3
RCD2700	left metatarsal	B	12.2	38.2	14.2	3.2	-20.9	1.6
RCD2800	left metatarsal	B	25.9	40.3	14.7	3.2	-20.5	1.3
RCD4700	left metatarsal	A4	31.7	39.7	14.8	3.1	-19.5	1.4
RCD4800	left metatarsal	A4	22.8	40.7	14.7	3.2	-20.6	1.3
RCD4900	left metatarsal	A4	24.1	39.9	14.8	3.2	-20.0	1.3
RCD5000	left metatarsal	A4	22.8	39.5	14.3	3.2	-20.3	0.4
RCD5100	left metatarsal	A4	22.3	39.8	14.7	3.2	-20.0	0.2
RCD6200	left metatarsal	A3	14.7	38.8	14.2	3.2	-22.5	3.5
RCD6300	left metatarsal	A3	22.8	39.1	14.3	3.2	-23.4	4.7
RCD6400	left metatarsal	A3	9.6	36.8	13.4	3.2	-21.5	3.8
RCD6500	left metatarsal	A3	29.4	40.5	14.6	3.2	-23.0	5.2
RCD10100	right metatarsal	A2	26.6	37.4	13.5	3.2	-22.8	5.8
RCD10200	right metatarsal	A2	16.2	38.2	14.2	3.1	-22.7	4.3
RCD10300	right metatarsal	A2	15.9	38.1	14.0	3.2	-22.9	6.4
RCD10400	right metatarsal	A2	12.4	37.7	13.7	3.2	-22.6	4.2

dividual was sampled twice in a given layer. Juvenile specimens with unfused epiphysal extremities were discarded due to the possible interference of nursing on the nitrogen isotopic composition. Indeed, young mammals drinking their mother's milk are ^{15}N enriched relative to the adults of the same species due to the trophic level between milking mother and suckling calf (e.g. Fogel et al., 1989; Bocherens et al., 1994; Balasse et al., 1997). Since the extent of this nursing enrichment varies (Jenkins et al., 2001), we chose to ignore the juvenile specimens in this study. Teeth were avoided as well due to significant intra-individual isotopic variation in cervids that might interfere with palaeoenvironmental interpretation (Bocherens et al., 1994; Bocherens and Mariotti, 1997). For each sample, 200–500-mg chunks of cortical bone were removed by saw, ground to powder and sieved to retain the $\leq 0.7\text{-mm}$ fraction. The collagen extraction protocol follows that presented in Bocherens et al. (1991). Isotopic abundances are expressed as δ values, as follows: $\delta^{\text{E}}\text{X} = (\text{R}_{\text{sample}}/\text{R}_{\text{standard}} - 1)1000$ (‰), where X stands for C or N, E stands for 13 or 15, respectively, and R stands for the isotopic ratios $^{13}\text{C}/^{12}\text{C}$ and $^{15}\text{N}/^{14}\text{N}$, respectively. The standard, internationally defined, is Vienna–PeeDee Belemnite for carbon and atmospheric nitrogen (AIR) for nitrogen. Analytical error is 0.1‰ and 0.2‰ for $\delta^{13}\text{C}$ values and $\delta^{15}\text{N}$ values, respectively. The isotopic measurements have been performed on an elemental analyser CHN connected to a VG-Optima isotopic ratio mass spectrometer at the Laboratory of Isotopic Biogeochemistry, University of Paris 6, France.

3. Results

All the results are presented in Table 2. The extraction yields range from 6.2 to 33.2 $\text{mg}\cdot\text{g}^{-1}$. The $\delta^{13}\text{C}$ and $\delta^{15}\text{N}$ values of red deer bone collagen range from -23.4 to -19.5 ‰ and from 0.2 to 6.4‰, respectively. In the extracted residues, the carbon and the nitrogen amounts range from 36.8 to 42.5% and from 13.3 to 15.5%, respectively, with all C/N ratios ranging from 3.1 to 3.2. All these chemical parameters are well within

the range of those of collagen extracted from fresh bones, which indicates that the extracted residues have preserved their original isotopic compositions (DeNiro, 1985; Ambrose, 1990). Moreover, isotopic values do not vary significantly with extraction yield (Fig. 2), thus indicating that the isotopic variations are not due to the selective collagen loss during diagenesis. The isotopic values rather seem to vary according to the layer from which the sample originates. A plot-box shows clearly that collagen from red deer bones from layers A2 and A3 present lower $\delta^{13}\text{C}$ values and higher $\delta^{15}\text{N}$ values than those from layers A4, B, C'1 and D (Fig. 3). A non-parametrical statistical test (Mann–Whitney) shows that both groups of values present highly significant differences ($P \leq 0.0001$). Within the group of values formed by layers A3 and A2, the $\delta^{13}\text{C}$ values from collagen are exhibiting the same median value in both layers. The $\delta^{15}\text{N}$ val-

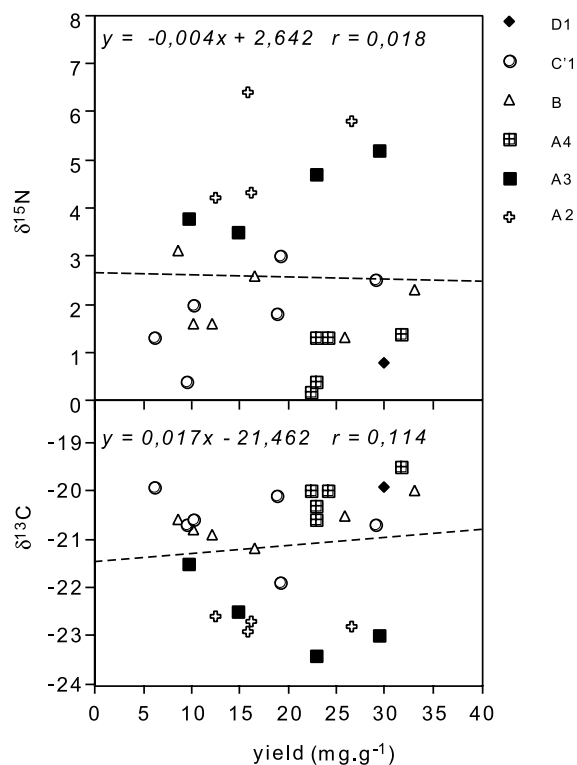


Fig. 2. Variations of red deer bone collagen $\delta^{13}\text{C}$ and $\delta^{15}\text{N}$ values according to collagen extraction yields in Rochedane specimens. Correlation is not statistically significant since r is lower than $\alpha_{0,05} = 0.33$ for $n = 26$.

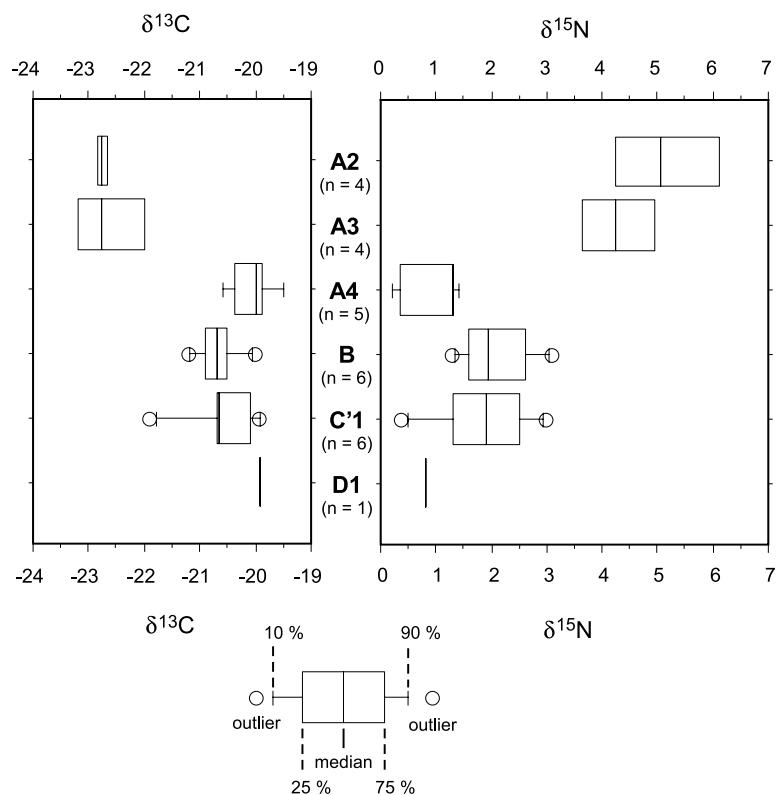


Fig. 3. Plot-box diagrams of red deer bone collagen $\delta^{13}\text{C}$ and $\delta^{15}\text{N}$ values in the different stratigraphic layers of Rochedane.

ues are slightly higher in collagen from layer A2 than in collagen from layer A3, the average difference being 0.9‰, which is not statistically significant ($P=0.2482$). Within the stratigraphic group formed by layers A4, B, C'1, and D, statistical tests could be performed for the three first layers, since layer D yielded only one value. The $\delta^{13}\text{C}$ and $\delta^{15}\text{N}$ values are not statistically different between layers B and C'1 ($P=0.6879$ for both values). Statistical tests show that the $\delta^{13}\text{C}$ values are significantly higher and that the $\delta^{15}\text{N}$ values are significantly lower in layer A4 than in layers B and C'1 ($P \leq 0.05$ in both cases).

4. Discussion

4.1. ^{13}C and vegetation

The large range of $\delta^{13}\text{C}$ values observed in red deer bone collagen can be linked to the consump-

tion of plants growing in different types of plant communities. It is known that C_3 plants exhibit a ^{13}C depletion more marked under closed canopies in forested environments than in open environments (e.g. Vogel, 1978; van der Merwe and Medina, 1991). This difference can reach 2–5‰ between plants living under a closed canopy and those living high in the forest canopy (e.g. Schleser and Jayasekera, 1985; Tieszen, 1991; Broadmeadow et al., 1992). The same phenomenon has been observed between plants belonging to the same growth form and even to the same botanical family, living in open habitats or under a closed canopy (Tieszen and Boutton, 1989). This depletion was considered to be due to the recycling of CO_2 from respiration and decomposition of organic matter under the canopy (e.g. Vogel, 1978; Medina and Minchin, 1980; van der Merwe and Medina, 1991). More recent studies suggest that this factor represents actually less than 40% of the observed effect (Schleser and Jayasekera,

1985; Broadmeadow et al., 1992; Brooks et al., 1997; Buchmann et al., 1997a). These studies emphasise the effect of other factors, such as the CO₂ concentration gradient which is at its maximum at floor level (Broadmeadow et al., 1992; Buchmann et al., 1997b), the attenuation of light intensity under the canopy (Schleser and Jayasekera, 1985; Broadmeadow et al., 1992; Brooks et al., 1997), and water availability in forested contexts (Broadmeadow et al., 1992; Brooks et al., 1997). Thus far, most of the studies that demonstrate the difference of $\delta^{13}\text{C}$ values between plants living in the understory and those in open environments have been conducted in tropical and equatorial forests (Tieszen and Boutton, 1988). In this paper, we specifically review the case of forest plants from the temperate and periarctic plant formations from the northern hemisphere. In the case of forests, it is generally claimed that pine forests exhibit $\delta^{13}\text{C}$ values around 3‰ enriched on average relative to broadleaf deciduous forests

(Stuiver and Brazuinas, 1987; Garten and Taylor, 1992; Brooks et al., 1997). Recent studies have shown that other parameters have to be taken into account, such as the Leaf Area Index (LAI) and the intensity of atmospheric mixing due to wind circulation in the understory (Buchmann et al., 1997b). A review of published $\delta^{13}\text{C}$ values of plants from different temperate and periarctic plant formations, corrected for post-industrial ¹³C depletion of atmospheric CO₂ using the formula of Feng (1998), modified by Bocherens and Drucker (2003) to set a $\delta^{13}\text{C}$ value of -7‰ for atmospheric CO₂, shows clearly that no values more negative than -27.5‰ are reported for plants from open formations, whereas most of the $\delta^{13}\text{C}$ values of plants from the understory of forest formations are more negative than -27.5‰ (Fig. 4). Among the forest formations, the *Pinus* dominated coniferous forest seems to exhibit less negative $\delta^{13}\text{C}$ values than the other forest types. It is noteworthy that this forest ex-

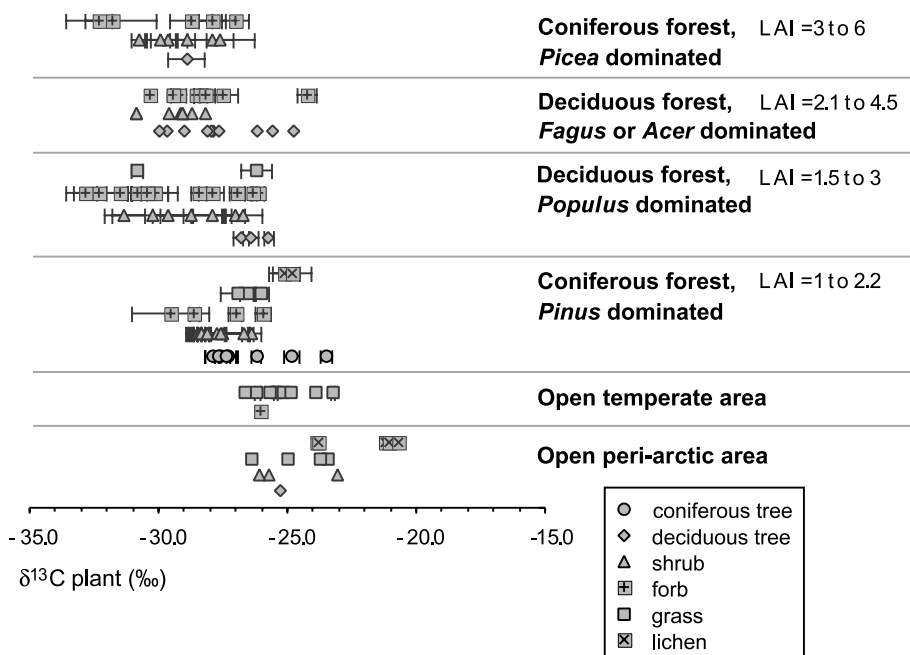


Fig. 4. Schematic range of $\delta^{13}\text{C}$ values in plants from various temperate and periarctic plant communities in Europe and North America according to their growth types (values from Bocherens, 1992; Mole et al., 1994; Rodière, 1995; Brooks et al., 1997; Buchmann et al., 1997a,b). LAIs are based on the original publications for each plant community and completed by LAI estimates from Scurlock et al. (2001) for *Fagus* dominated deciduous forest. All the $\delta^{13}\text{C}$ values have been corrected for post-industrial ¹³C depletion of atmospheric CO₂ using the formula of Feng (1998), modified by Bocherens and Drucker (2003), to set a $\delta^{13}\text{C}$ value of -7‰ for atmospheric CO₂.

hibits also the lowest LAI, compared to the *Picea* dominated coniferous forest and deciduous forests (Fig. 4). Further work on different forest types may lead to the possibility to characterise specific $\delta^{13}\text{C}$ values for plants under different canopy types.

$\delta^{13}\text{C}$ variations in red deer collagen can be interpreted in terms of consumption of plants from different types of plant communities, with a positive shift of 5‰ between the average diet and the collagen isotopic signature (DeNiro and Epstein, 1978; Rodière et al., 1996). An empirical end value for herbivores consuming only plants from a dense-canopy forest can be estimated while using the collagen $\delta^{13}\text{C}$ values of modern roe deer (*Capreolus capreolus*) from the beech forest of Dourdan, France (Rodière et al., 1996). The $\delta^{13}\text{C}$ values of individuals living under the canopy range from -26.1 to -23.4 ‰ if values obtained on very young specimens are excluded. For a direct comparison with prehistoric deer, it is necessary to take into account the decrease of $\delta^{13}\text{C}$ of CO_2 in the modern atmosphere due to fossil fuel combustion and deforestation (Keeling et al., 1979; Friedli et al., 1986). The $\delta^{13}\text{C}$ value of atmospheric CO_2 between 13 000 and 8000 yr BP can be estimated at ca. -7 ‰ (Leuenberger et al., 1992; Toolin and Eastoe, 1993; van de Water et al., 1994). The forest roe deer from Dourdan lived at the end of the 1980s (Rodière et al., 1996) when atmospheric CO_2 had a $\delta^{13}\text{C}$ value of around -7.9 ‰ (Marino and McElroy, 1991). After correction of this 0.9 ‰ offset, a collagen $\delta^{13}\text{C}$ value of -22.5 ‰ is a minimum estimate for individuals that consumed only closed-canopy plants. This estimate is consistent with the $\delta^{13}\text{C}$ values measured on bone collagen from modern cervids from the Bialowieza primaeval forest in Poland (Bocherens and Drucker, 2003). In other words, specimens with a collagen $\delta^{13}\text{C}$ value more negative than -22.5 ‰ consumed a significant amount of plants growing under closed-canopy conditions. Specimens with a $\delta^{13}\text{C}$ value more positive than -22.5 ‰ probably did not consume plants from closed-canopy vegetation, and consequently were dwelling mostly in open environments such as grassland or open woodland.

In all the layers that were deposited during the

Bölling/Alleröd and the Younger Dryas, i.e. layers D1, C'1, B and A4, the analysed red deer exhibit $\delta^{13}\text{C}$ values more positive than -22.5 ‰, and thus appear to have consumed plants from open environments such as tundra, grassland or open woodland. These data contrast with specimens deriving from layer A2, deposited during the Boreal period, which have $\delta^{13}\text{C}$ values more negative than -22.5 ‰, reflecting the consumption of plants growing under a closed-canopy, typical of a dense forest. Specimens from layer A3, deposited during the Preboreal period, present varying $\delta^{13}\text{C}$ values, lower or higher than -22.5 ‰, which suggests the consumption of plants from different types of environments, according to the individual deer investigated. Although all deer specimens from the Bölling/Alleröd and the Younger Dryas seem to have dwelled in open environments, some variations of their $\delta^{13}\text{C}$ values may reflect changes in the plant communities. These carbon isotopic changes may reflect $\delta^{13}\text{C}$ fluctuations of the plants under constant atmospheric $\delta^{13}\text{C}$ values, due to physiological adaptations. Alternatively, they may reflect changes in the $\delta^{13}\text{C}$ values of atmospheric CO_2 . Beerling et al. (1993) document a 1 – 2 ‰ decrease of the $\delta^{13}\text{C}$ values of *Salix herbacea* between the Devensian Late-Glacial interstadial (i.e. Bölling/Alleröd) and the Full Glacial and the Devensian Late-Glacial stadial (i.e. Younger Dryas) in Great Britain. However, this work is the only investigation to date describing such a carbon isotopic decrease. Indeed, the Bölling/Alleröd interstadial is instead characterised by a slight increase of the $\delta^{13}\text{C}$ values of atmospheric CO_2 (Toolin and Eastoe, 1993). Alternatively, such variations may reflect changes in the plant composition during the Bölling/Alleröd interstadial, which are clearly illustrated by palynological data from the Jura (e.g. de Beaulieu et al., 1994; Bégeot et al., 2000; Richard and Bégeot, 2000; Richard et al., 2000). We will return to this point having first considered the variations in $\delta^{15}\text{N}$ values.

4.2. ^{15}N and environmental factors

The observed range of $\delta^{15}\text{N}$ values in red deer collagen exceeds 6 ‰, which is significant since

the average trophic level enrichment ranges from 3 to 5‰ (e.g. Ambrose, 2000; Bocherens and Drucker, 2003). Clearly, this variation cannot be due to a change in trophic level for red deer since this species is unambiguously a plant-eating animal. In previous works dealing with the variations of collagen $\delta^{15}\text{N}$ values in herbivorous mammals, the main factor explaining these variations was concluded to be aridity: the more arid, the higher the $\delta^{15}\text{N}$ values (e.g. Ambrose and DeNiro, 1986; Heaton et al., 1986; Sealy et al., 1987; Ambrose, 1991; Gröcke et al., 1997; Bocherens et al., 2000). If we follow the relationship deduced from a study of modern South African herbivorous mammals (Heaton et al., 1986), a change in collagen $\delta^{15}\text{N}$ values from 0.2 to 6.4‰ as observed in Rochedane red deer should correspond to a change in the annual rainfall amount from about 1000 to 600 mm/yr. Such changes are unrealistic for the Jura during the Late-Glacial and Early Holocene, especially since the most positive $\delta^{15}\text{N}$ values are measured in specimens with the most negative $\delta^{13}\text{C}$ values indicating a dense forest (Fig. 5). Variations in the $\delta^{15}\text{N}$ values of plants consumed by red deer are thus the most likely cause for the variations observed in their bone collagen.

In contrast with carbon, there is no obvious environmental parameter that controls the isotopic variations of nitrogen in plants in temperate, boreal and periarctic environments. The $\delta^{15}\text{N}$ values of plants depend on the source of nitrogen that they use, on its chemical form and on the assimilation mechanism, in particular the possible influence of mycorrhizas (e.g. Högberg et al., 1996; Handley et al., 1998, 1999; Michelsen et al., 1996, 1998; Yoneyama et al., 1998). Except for leguminous plants that preferentially use atmospheric nitrogen fixed by microbial symbiots of their roots and thus have $\delta^{15}\text{N}$ values systematically close to 0‰, the large majority of plants use mainly organic nitrogen or inorganic nitrogen in soil in the form of NH_4^+ and NO_3^- (e.g. Yoneyama et al., 1998). During the biogeochemical cycle of nitrogen, organic nitrogen is mineralised by micro-organisms as ammonia NH_4^+ and then oxydised into nitrate NO_3^- . During these chemical reactions, the product is ^{15}N depleted relative to

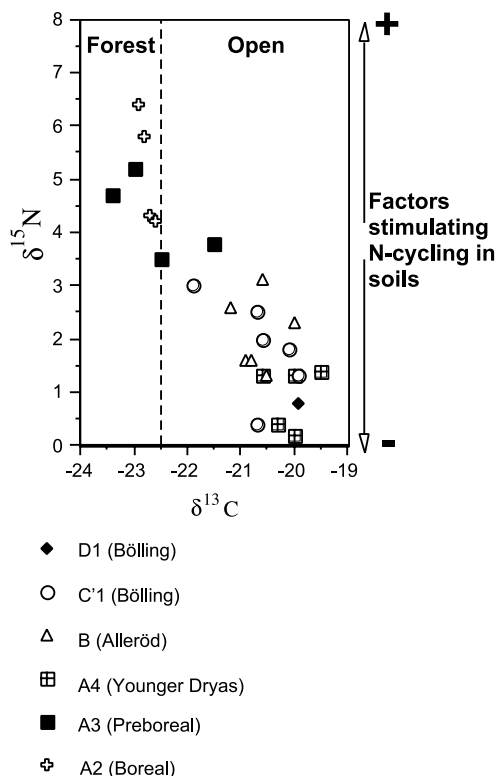


Fig. 5. Variations of red deer bone collagen $\delta^{13}\text{C}$ and $\delta^{15}\text{N}$ values in Rochedane according to stratigraphic origins.

the substrate, thus NO_3^- exhibits more negative $\delta^{15}\text{N}$ values than NH_4^+ , and NH_4^+ presents more negative $\delta^{15}\text{N}$ values than organic nitrogen. The $\delta^{15}\text{N}$ values of plants will reflect those of their nitrogen source in the soil. If nitrogen cycling is stimulated, residual inorganic nitrogen will exhibit higher $\delta^{15}\text{N}$ values. This is because the lighter reaction product is eliminated by absorption by plants and micro-organisms, volatilisation or leaching (Schulze et al., 1994). Examples of stimulation of N cycling are fertilisation and fires. Indeed, experimental N fertilisation of forest plants led to increased $\delta^{15}\text{N}$ values (Johannisson and Högberg, 1994) and $\delta^{15}\text{N}$ values of plants growing in cultivated fields are more positive than those of forest plants from the same area (e.g. Riga et al., 1970; Hobson, 1999). Moreover, plants growing on parcels after the latter had been burned have more positive $\delta^{15}\text{N}$ values than those that grow on similar parcels in the

absence of fires (Grogan et al., 2000). Cold and dry conditions, by contrast, lower activities of N-elimination processes causing a decrease of $\delta^{15}\text{N}$ values in, for example, plants from hilltops relative to valley bottoms (Peñuelas et al., 1999). Moreover, it has been recognised that soil $\delta^{15}\text{N}$ values increase with increasing mean annual temperature (Brenner et al., 2001).

Unfortunately, direct comparisons of $\delta^{15}\text{N}$ values in plants and soils from modern arctic and temperate plant formations do not permit us to decipher the effects of temperature on nitrogen natural isotopic abundances due to the interference of anthropogenic activities in temperate areas, such as N deposition linked to air pollution and forest harvest (e.g. Schulze et al., 1994; Emmett et al., 1998; Bauer et al., 2000). Due to these complicating factors, a range of $\delta^{15}\text{N}$ values that can reach 10‰ is observed for a given type of plant in a similar type of forest across a transect in Europe (Emmett et al., 1998; Bauer et al., 2000). Such a large range can explain the observed differences in $\delta^{15}\text{N}$ values of collagen from modern roe deer from beech forests in France (Dourdan) and Poland (Bialowieza), with $\delta^{15}\text{N}$ values of $-1.5 \pm 0.8\text{‰}$ and $2.1 \pm 1.8\text{‰}$, respectively (Rodière et al., 1996; Bocherens and Drucker, 2003).

In the present study, it is noteworthy that $\delta^{15}\text{N}$ values of red deer collagen tend to decrease when climatic conditions become harsher, such as at the beginning of the Bölling period and during the Younger Dryas, whereas they tend to increase during the Bölling/Alleröd interstadial and even more during the Preboreal and Boreal periods, at the same time that the $\delta^{13}\text{C}$ values decrease (Fig. 5). It is thus important to discuss the possible mechanisms that may increase the $\delta^{15}\text{N}$ values of soils and plants in the context of increasing temperatures.

The co-variation between the $\delta^{13}\text{C}$ and $\delta^{15}\text{N}$ values leads to the interpretation that when plant cover becomes more dense and the $\delta^{13}\text{C}$ values of plant food available to red deer decrease, the nitrogen cycle is stimulated and the increased loss of nitrogen leads to enriched $\delta^{15}\text{N}$ values in soils, and thus in the plants consumed by red deer. A generalisation of red deer collagen isotopic studies

in the Jura will possibly enable us to decipher the environmental parameters that determine the $\delta^{15}\text{N}$ variations in this region in comparison with its well-known vegetation evolution, as synthesised by Richard et al. (2000).

The Preboreal is one of the key periods in which the co-variation of $\delta^{13}\text{C}$ and $\delta^{15}\text{N}$ values is similar to the overall co-variation observed for the whole sequence. Red deer consuming forest plants as well as red deer eating plants from open environments have been encountered in this layer. The question regarding the coexistence or succession of these individuals will possibly be solved by the AMS radiocarbon dating of the extracted bone collagen of different individuals with different isotopic compositions which is being carried out, although the occurrence of a ^{14}C plateau from the second part of the Younger Dryas biozone to the first part of the Preboreal biozone (Amman and Lotter, 1989) may create problems.

4.3. Comparison with the isotopic signatures of other Late-Glacial red deer bones from western Europe

It is interesting to compare the isotopic compositions measured on red deer collagen from Rochedane with those previously obtained for the same species in Pont d'Ambon, an archaeological site located in the Dordogne, southwestern France, which yielded red deer bones of Late-Glacial age (Table 3; Fig. 6). The $\delta^{13}\text{C}$ values exhibit similar ranges at both sites during the Bölling/Alleröd interstadial and the Younger Dryas stadial, with perhaps more pronounced variations in Rochedane. The $\delta^{13}\text{C}$ values decrease during the Preboreal in Pont d'Ambon, but not as much as in Rochedane (Fig. 6). Actually, only one specimen from Pont d'Ambon yielded $\delta^{13}\text{C}$ values more negative than -22.5‰ , indicating the consumption of plants from a rather dense-canopy forest (Drucker and Célérier, 2001). The $\delta^{15}\text{N}$ values of red deer from Pont d'Ambon are more positive than those from Rochedane during the Bölling/Alleröd and Younger Dryas periods (Fig. 6). In contrast, the nitrogen isotopic compositions are similar for the Preboreal period. For carbon and

Table 3

List of isotopic results obtained on red deer bone collagen from different archaeological layers at Pont d'Ambon

Sample number	Layer	Chronozone	$\delta^{13}\text{C}$ (‰)	$\delta^{15}\text{N}$ (‰)
PAM200	2	Preboreal	-20.3	3.9
PAM300	2	Preboreal	-23.4	4.0
PAM400	2	Preboreal	-20.2	3.1
PAM500	2	Preboreal	-20.5	4.5
PAM1300	3	Younger Dryas	-21.0	3.3
PAM1400	3	Younger Dryas	-20.3	3.0
PAM1500	3	Younger Dryas	-20.6	3.1
PAM2100	3A sup	Younger Dryas	-20.3	2.5
PAM2200	3A	Younger Dryas	-20.3	3.3
PAM2300	3A	Younger Dryas	-20.4	2.8
PAM2400	3A	Younger Dryas	-20.5	4.7
PAM2500	3A	Younger Dryas	-20.8	3.0
PAM2800	3B	Bölling/Alleröd	-20.7	4.4
PAM2900	3B	Bölling/Alleröd	-19.9	4.0
PAM3000	3B	Bölling/Alleröd	-20.6	3.5
PAM3300	4	Bölling/Alleröd	-20.8	3.6
PAM3400	4	Bölling/Alleröd	-20.2	2.9
PAM3500	4	Bölling/Alleröd	-20.3	3.6

Carbon and nitrogen isotopic values are from [Drucker and Célérier \(2001\)](#) and [Drucker \(2001\)](#), respectively.

nitrogen isotopic compositions, the variations are more pronounced in the Jurassian Massif, as exemplified by the case of Rochedane, than in Aquitaine, as seen in Pont d'Ambon. Rochedane,

which is located at a higher altitude and, consequently, much closer to the glacier front than Pont d'Ambon, probably experienced more pronounced environmental changes. For instance, the

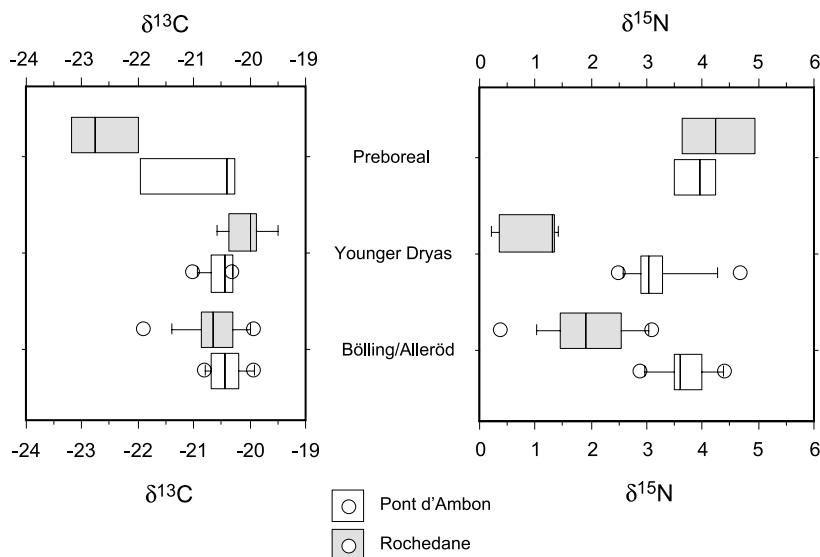


Fig. 6. Plot-box diagrams of red deer bone collagen $\delta^{13}\text{C}$ and $\delta^{15}\text{N}$ values during different periods in Rochedane and Pont d'Ambon. The Bölling and Alleröd have been plotted as one period since they are not clearly distinguishable in southwestern France (discussion in [Drucker and Célérier, 2001](#)).

Table 4

Carbon isotopic abundance measured on radiocarbon dated red deer bone collagen from different archaeological sites in Great Britain

Site	Age BP	Laboratory number	Tissue	$\delta^{13}\text{C}$ (‰)	Reference
Wandsworth	9 050 ± 85	OxA-3736	antler	-20.1	<i>Archaeometry</i> 35 (2), 1993, 305–326 ^a
Thatcham V	9 510 ± 90	OxA-5191	bone	-21.8	<i>Archaeometry</i> 38 (1), 1996, 181–207 ^b
Three Holes Caves	10 020 ± 80	OxA-4478	bone	-18.4	<i>Archaeometry</i> 38 (2), 1996, 391–415 ^c
Hyaena Den	11 320 ± 120	OxA-5700	bone	-20.2	<i>Archaeometry</i> 38 (2), 1996, 391–415 ^c
Three Holes Caves	11 980 ± 100	OxA-3891	bone	-20.8	<i>Archaeometry</i> 38 (2), 1996, 391–415 ^c
Pixie's Hole Cave	12 070 ± 90	OxA-5796	bone	-19.9	<i>Archaeometry</i> 40 (1), 1998, 227–239 ^d
Gough's Cave	12 490 ± 120	OxA-3412	bone	-20.8	<i>Archaeometry</i> 36 (2), 1994, 337–374 ^e
Gough's Cave	12 490 ± 140	OxA-3413	bone	-18.7	<i>Archaeometry</i> 36 (2), 1994, 337–374 ^e

^a http://users.ox.ac.uk/~orau/dl_am17.html.

^b http://users.ox.ac.uk/~orau/dl_am21.html.

^c http://users.ox.ac.uk/~orau/dl_am22.html.

^d http://users.ox.ac.uk/~orau/dl_am25.html.

^e http://users.ox.ac.uk/~orau/dl_am18.html.

intensity of nitrogen cycling processes was probably more important in Pont d'Ambon than in Rochedane during the Bölling/Alleröd and the Younger Dryas periods, but the levels became similar in both areas during the Preboreal warming period.

Some red deer bone collagen carbon isotopic compositions from British archaeological sites of similar age as Rochedane could be extracted from the database of the Oxford Radiocarbon Laboratory (Table 4). It is noteworthy that all the specimens present $\delta^{13}\text{C}$ values clearly more positive than -22.5‰ , thus indicating specimens dwelling in open environments, as can be expected for this area during the Late-Glacial.

5. Conclusions

The results of the present study demonstrated that carbon and nitrogen isotopic composition of red deer bone collagen is a valuable tool for reconstructing palaeoenvironments in Late-Glacial and Holocene Europe. Due to the ecological flexibility of red deer, the occurrence of this species at a given archaeological site cannot be used as a palaeoenvironmental indicator. However, the isotopic signatures of its bones provide a powerful tool to reconstruct the landscape where the animals used to live and were hunted. Use of carbon isotopic signatures as markers of vegetation types

could be foreseen. However, the relationship between the nitrogen isotopic signatures of an herbivorous species and specific characteristics of nitrogen cycling in soils had not yet been established. The Late-Glacial and Early Holocene sequence of Rochedane spans the whole range of environments that can be expected in western Europe during the last fifteen thousand years. Palaeoenvironmental reconstruction of periarctic and temperate terrestrial ecosystems will certainly benefit from this novel approach.

Acknowledgements

We thank the CNRS for its support through the MOTIVE committee of the CNRS programme PEVS ('Programme Environnement, Vie et Société'). Thanks are due also to André Thévenin for his autorisation to sample bone from the Rochedane material. Furthermore, we are thankful to G.J. van Klinken for very constructive comments and to M. Collins for accepting to polish the English language. This is contribution ISEM 2003-28.

References

- Ambrose, S.H., 1990. Preparation and characterization of bone and tooth collagen for isotopic analysis. *J. Archaeol. Sci.* 17, 431–451.

- Ambrose, S.H., 1991. Effects of diet, climate and physiology on nitrogen isotope abundances in terrestrial foodwebs. *J. Archaeol. Sci.* 18, 293–317.
- Ambrose, S.H., 2000. Controlled diet and climate experiments on nitrogen isotope ratios in rats. In: Ambrose, S.H., Katzenberg, M.A. (Eds.), *Biogeochemical Approaches to Paleodietary Analysis*, Kluwer Academic/Plenum, New York, pp. 243–259.
- Ambrose, S.H., DeNiro, M.J., 1986. The isotopic ecology of East African mammals. *Oecologia* 69, 395–406.
- Ambrose, S.H., DeNiro, M.J., 1989. Climate and habitat reconstruction using stable carbon and nitrogen isotope ratios of collagen in prehistoric herbivore teeth from Kenya. *Quat. Res.* 31, 407–422.
- Amman, B., Lotter, A.F., 1989. Late-Glacial radiocarbon- and palynostratigraphy on the Swiss Plateau. *Boreas* 18, 109–126.
- Amman, B., Birks, H.J.B., Brooks, S.J., Eicher, U., von Grafenstein, U., Hofmann, W., Lemdahl, G., Schwander, J., Tobolski, K., Wick, L., 2000. Quantification of biotic responses to rapid climatic changes around the Younger Dryas – A synthesis. *Palaeogeogr. Palaeoclimatol. Palaeoecol.* 159, 313–347.
- Balasse, M., Bocherens, H., Tresset, A., Mariotti, A., Vigne, J.-D., 1997. Émergence de la production laitière au néolithique? Contribution de l'analyse isotopique d'ossements de bovins archéologiques. *C. R. Acad. Sci. Paris* 325, 1005–1010.
- Bauer, G.A., Gebauer, G., Harrison, A.F., Högberg, P., Högbom, L., Schinkel, H., Taylor, A.F.S., Novak, M., Buzek, F., Harkness, D., Persson, T., Schulze, E.-D., 2000. Biotic and abiotic controls over ecosystem cycling of stable natural nitrogen, carbon and sulphur isotopes. *Ecol. Stud.* 142, 189–214.
- Beerling, D.J., Matthey, D.P., Chaloner, W.G., 1993. Shifts in the $\delta^{13}\text{C}$ composition of *Salix herbacea* L. leaves in response to spatial and temporal gradients of atmospheric CO_2 concentration. *Proc. R. Soc. Lond. B.* 253, 53–60.
- Bégeot, C., Richard, H., Ruffaldi, P., Bossuet, G., 2000. Enregistrement pollinique des changements climatiques de l'Interstade Bölling/Alleröd dans l'est de la France. *Bull. Soc. Géol. Fr.* 171, 51–58.
- Björk, S., Walker, M.J.C., Cwynar, L.C., Johnsen, S., Knudsen, K.-L., Lowe, J.J., Wohlfarth, B., INTIMATE Members, 1998. An event stratigraphy for the Last Termination in the North Atlantic region based on the Greenland ice-core record: A proposal by the INTIMATE group. *J. Quat. Sci.* 13, 283–292.
- Bocherens, H., 1992. Biogéochimie isotopique (^{13}C , ^{15}N , ^{18}O) et Paléontologie des Vertébrés: Applications à l'étude des réseaux trophiques révolus et des paléoenvironnements. Unpubl. Ph.D. Thesis, Univ. Paris 6, Mémoire des Sciences de la Terre 92-6, 317 pp.
- Bocherens, H., Drucker, D., 2003. Trophic level isotopic enrichments for carbon and nitrogen in collagen: Case studies from recent and ancient terrestrial ecosystems. *Int. J. Osteoarchaeol.* 13, 46–53.
- Bocherens, H., Mariotti, A., 1997. Comments on: Diet, physiology and ecology of fossil mammals as inferred from stable carbon and nitrogen isotope biochemistry: Implications for Pleistocene bears by Bocherens et al. – Reply. *Palaeogeogr. Palaeoclimatol. Palaeoecol.* 128, 362–364.
- Bocherens, H., Fizet, M., Mariotti, A., Lange-Badré, B., Vandermeersch, B., Borel, J.P., Bellon, G., 1991. Isotopic biogeochemistry (^{13}C , ^{15}N) of fossil vertebrate collagen: Implications for the study of fossil food web including Neandertal Man. *J. Hum. Evol.* 20, 481–492.
- Bocherens, H., Fizet, M., Mariotti, A., 1994. Diet, physiology and ecology of fossil mammals as inferred by stable carbon and nitrogen isotopes biogeochemistry: Implications for Pleistocene bears. *Palaeogeogr. Palaeoclimatol. Palaeoecol.* 107, 213–225.
- Bocherens, H., Mashkour, M., Billiou, D., 2000. Palaeoenvironmental and archaeological implications of isotopic analyses (^{13}C , ^{15}N) from Neolithic to Present in Qazvin Plain (Iran). *Env. Archaeol.* 5, 1–19.
- Brenner, D.L., Amundson, R., Baisden, W.T., Kendall, C., Harden, J., 2001. Soil N and ^{15}N variation with time in a California annual grassland ecosystem. *Geochim. Cosmochim. Acta* 65, 4171–4186.
- Bridault, A., 1990. Epipaléolithique et Mésolithique de l'Est de la France et du Bassin Parisien: Que dit la faune? *Rev. Archéol. Est* 41, 213–222.
- Bridault, A., 1997. Chasseurs, ressources animales et milieux dans le nord de la France de la fin du Paléolithique à la fin du Mésolithique: Problématique et état de la recherche. In: Fagnart, J.-P., Thévenin, A. (Eds.) *Le Tardiglaciaire en Europe Protohistoire, C.T.H.S.*: Paris, pp. 165–176.
- Bridault, A., Chaix, L., Pion, G., Oberlin, C., Thiebault, S., Argant, J., 2000. Position chronologique du renne (*Rangifer tarandus* L.) à la fin du Tardiglaciaire dans les Alpes du Nord françaises et le Jura méridional. In: Pion, G. (Ed.), *Actes de la table ronde de Chambéry 12–13 mars 1999, Le Paléolithique supérieur récent: nouvelles données sur le peuplement et l'environnement. Mém. Soc. préhist. fr.* 26, 47–57.
- Bridault, A., Chaix, L., 2002. Ruptures et équilibres dans la grande faune à la fin du Pléistocène et durant l'Holocène ancien en Europe occidentale. In: Richard, H., Vignot, A. (Eds.), *Equilibres et ruptures dans les écosystèmes depuis 20000 ans en Europe de l'Ouest. Collection Annales Littéraires, Série 'Environnement, Sociétés et Archéologie', Presses Universitaires Franc-Comtoises, Besançon*, 3, pp. 53–60.
- Broadmeadow, M.S.J., Griffiths, H., Maxwell, C., Borland, A.M., 1992. The carbon isotope ratio of plant organic material reflects temporal and spatial variations in CO_2 within tropical forest formations in Trinidad. *Oecologia* 89, 435–441.
- Brooks, J.R., Flanagan, L.B., Buchmann, N., Ehleringer, J.R., 1997. Carbon isotope composition of boreal plants: Functional grouping of life forms. *Oecologia* 110, 301–311.
- Buchmann, N., Guehl, J.-M., Barigah, T.S., Ehleringer, J.R., 1997a. Interseasonal comparison of CO_2 concentrations, isotopic composition and carbon dynamics in an Amazonian rainforest (French Guiana). *Oecologia* 110, 120–131.

- Buchmann, N., Wen-Yuan, K., Ehleringer, J.R., 1997b. Influence of stand structure on carbon-13 of vegetation, soils, and canopy air within deciduous and evergreen forests in Utah, United States. *Oecologia* 110, 109–119.
- de Beaulieu, J.L., Richard, H., Ruffaldi, P., Clerc, J., 1994. History of vegetation, climate and human action in the French Alps and the Jura over the last 15,000 years. *Dissert. Bot.* 234, 253–275.
- DeNiro, M.J., 1985. Postmortem preservation and alteration of in vivo bone collagen isotope ratios in relation to palaeodietary reconstruction. *Nature* 317, 806–809.
- DeNiro, M.J., Epstein, S., 1978. Influence of diet on the distribution of carbon isotopes in animals. *Geochim. Cosmochim. Acta* 42, 495–506.
- Drucker, D., 2001. Validation méthodologique de l'analyse isotopique d'ossements fossiles et apports aux reconstitutions paléocéologiques du Paléolithique supérieur du sud-ouest de la France. Unpubl. Ph.D. Thesis, Université Paris 6, 222 pp.
- Drucker, D., Célérier, G., 2001. Teneurs en carbone-13 du collagène de grands mammifères du site de Pont d'Ambon (Dordogne, France): Implications pour l'environnement et son exploitation au Tardiglaciaire dans le sud-ouest de la France. *Paleo* 13, 145–153.
- Emmett, B.A., Kjønaas, O.J., Gundersen, P., Koopmans, C., Tietema, A., Sleep, D., 1998. Natural abundance of ^{15}N in forests across a nitrogen deposition gradient. *Forest Ecol. Manag.* 101, 9–18.
- Evin, J., Marien, G., Pachiardi, C., 1978. Lyon Natural Radiocarbon Measurements VII. *Radiocarbon* 20, 19–57.
- Fernandez, J., Markgraf, V., Panarello, H.O., Albero, M., Angiolini, F.E., Valencio, S., Arriaga, M., 1991. Late Pleistocene/Early Holocene environments and climates, fauna, and human occupation in the Argentine Altiplano. *Geoar-chaeology* 6, 251–272.
- Feng, X., 1998. Long-term C/C response of trees in western North America to atmospheric CO_2 concentration derived from carbon isotope chronologies. *Oecologia* 117, 19–25.
- Floss, H., 2000. La fin du Paléolithique en Rhénanie (Magdalénien, groupes à *Federmesser*, Ahrensbourgien). L'évolution du choix des matières premières lithiques, reflet d'un profond changement du climat et du comportement humain. *Mém. Mus. Préhist. Ile de France* 7, 87–96.
- Fogel, M.L., Tuross, N., Owsley, D.W., 1989. Nitrogen isotope traces of human lactation in modern and archeological populations. *Ann. Rep. Dir. Geophys. Lab., Carnegie Inst.* 1988–1989, pp. 111–117.
- Friedli, H., Löttscher, H., Oeschger, H., Siegenthaler, U., Stauffer, B., 1986. Ice core record of the $^{13}\text{C}/^{12}\text{C}$ ratio of the atmospheric CO_2 in the past two centuries. *Nature* 324, 237–238.
- Garten, C.T., Taylor, G.E., 1992. Foliar $\delta^{13}\text{C}$ within a temperate deciduous forest: Spatial, temporal and species sources of variations. *Oecologia* 90, 1–7.
- Gröcke, D.R., Bocherens, H., Mariotti, A., 1997. Annual rainfall and nitrogen-isotope correlation in Macropod collagen: Application as a paleoprecipitation indicator. *Earth Planet. Sci. Lett.* 153, 279–285.
- Grogan, P., Bruns, T.D., Chapin, F.S., III, 2000. Fire effects on ecosystem nitrogen cycling in a Californian bishop pine forest. *Oecologia* 122, 537–544.
- Handley, L.L., Scrimgeour, C.M., Raven, J.A., 1998. ^{15}N at natural abundance levels in terrestrial vascular plants: A précis. In: Griffiths, H. (Ed.), *Stables Isotopes*. BIOS, Oxford, pp. 89–98.
- Handley, L.L., Azcon, A., Ruiz Lozano, J.M., Scrimgeour, C.M., 1999. Plant $\delta^{15}\text{N}$ associated with arbuscular mycorrhization, drought and nitrogen deficiency. *Rapid Comm. Mass Spectr.* 13, 1320–1324.
- Heaton, T.H.E., Vogel, J.C., Chevallier, G.v.l., Collett, G., 1986. Climatic influence on the isotopic composition of bone nitrogen. *Nature* 322, 822–824.
- Heptner, V.G., Nasimovich, A.A., Bannikov, A.G., 1989. *Mammals of the Soviet Union, vol. 1. Ungulates*. Brill, Leiden.
- Hobson, K.A., 1999. Stable-carbon and nitrogen isotope ratios of songbirds feathers grown in two terrestrial biomes: Implications for evaluating trophic relationships and breeding origins. *Condor* 101, 799–805.
- Högberg, P., Högbom, L., Schinkel, H., Högborg, M., Johansson, C., Wallmark, H., 1996. ^{15}N abundance in surface soils, roots and mycorrhizas in profiles of European forest soils. *Oecologia* 108, 207–214.
- Jenkins, S.G., Partridge, S.T., Stephenson, T.R., Farley, S.D., Robbins, C.T., 2001. Nitrogen and carbon isotope fractionation between mothers, neonates, and nursing offspring. *Oecologia* 129, 336–341.
- Johannisson, C., Högborg, P., 1994. ^{15}N abundance of soils and plants along an experimentally induced forest nitrogen supply gradient. *Oecologia* 97, 322–325.
- Keeling, C.D., Bacastow, R.B., Carter, A.F., Piper, S.C., Whorf, T.P., Heimann, M., Mook, W.G., Roeloffzen, H., 1979. A three-dimensional model of atmospheric CO_2 transport based on observed winds: 1. Analysis of observational data. *Geophys. Monogr.* 55, 165–236.
- Leesch, D., 2000. Le Tardiglaciaire en Suisse: Corrélation des données paléoenvironnementales et archéologiques. *Mém. Mus. Préhist. Ile de France* 7, 217–221.
- Lee-Thorp, J.A., Beaumont, P.B., 1995. Vegetation and seasonality shifts during the Late Quaternary deduced from $^{13}\text{C}/^{12}\text{C}$ ratios of grazers at Equus Cave, South Africa. *Quat. Res.* 43, 426–432.
- Leuenberger, M., Siegenthaler, U., Langway, C.C., 1992. Carbon isotope composition of atmospheric CO_2 during the Last Ice Age from an Antarctic ice core. *Nature* 357, 488–490.
- Magny, M., 1995. Successive oceanic and solar forcing indicated by Younger Dryas and Early Holocene climatic oscillations in the Jura. *Quat. Res.* 43, 279–285.
- Marino, B.D., McElroy, M.B., 1991. Isotopic composition of atmospheric CO_2 inferred from carbon in C4 plant cellulose. *Nature* 349, 127–131.

- Mateu Andrés, I., 1993. A revised list of the European C₄ plants. *Photosynthetica* 26, 323–331.
- Medina, E., Minchin, P., 1980. Stratification of $\delta^{13}\text{C}$ values of leaves in Amazonian rain forests. *Oecologia* 45, 377–378.
- Michelsen, A., Schmidt, I.K., Jonasson, S., Quarmby, C., Sleep, D., 1996. Leaf ^{15}N abundance of subarctic plants provides field evidence that ericoid, ectomycorrhizal and non- and arbuscular mycorrhizal species access different sources of soil nitrogen. *Oecologia* 105, 53–63.
- Michelsen, A., Quarmby, C., Sleep, D., Jonasson, S., 1998. Vascular plant ^{15}N natural abundance in heath and forest tundra ecosystems is closely correlated with presence and type of mycorrhizal fungi in roots. *Oecologia* 115, 406–418.
- Mole, S., Joern, A., O'Leary, M.H., Madhavan, S., 1994. Spatial and temporal variation in carbon isotope discrimination in prairie graminoids. *Oecologia* 97, 316–321.
- Pate, F.D., Noble, A.H., 2000. Geographic distribution of C₃ and C₄ grasses recorded from stable carbon isotope values of bone collagen of South Australian herbivores. *Aust. J. Bot.* 48, 203–207.
- Peñuelas, J., Filella, I., Terradas, J., 1999. Variability of plant nitrogen and water use in a 100-m transect of a subdesertic depression of the Ebro valley (Spain) characterized by leaf $\delta^{13}\text{C}$ and $\delta^{15}\text{N}$. *Acta Oecol.* 20, 119–123.
- Richard, H., Bégeot, C., 2000. Le tardiglaciaire du Massif Jurassien: Bilan et perspectives de recherche. *Quaternaire* 11, 145–154.
- Richard, H., Bégeot, C., Gauthier, É., Ruffaldi, P., 2000. Evolution du couvert végétal du Tardiglaciaire et du début de l'Holocène sur la chaîne Jurassienne: Nouveaux résultats. In: Cupillard, C., Richard, A. (Eds.), *Les derniers chasseurs-cueilleurs du Massif Jurassien et de ses marges (13000–5500 avant Jésus-Christ)*. Presses Universitaires Franc-Comtoises, Besançon, pp. 29–36.
- Riga, A., Van Praag, H.J., Brigode, N., 1970. Rapport isotopique naturel de l'azote dans quelques sols forestiers et agricoles de Belgique soumis à divers traitements culturaux. *Geoderma* 6, 213–222.
- Rodière, É., 1995. Variation des abondances isotopiques naturelles au sein d'une population de chevreuils (*Capreolus capreolus* L.). Unpubl. M.Sc. Thesis (DEA de Biodiversité, Génétique et Evolution), Univ. Paris 6, 36 pp.
- Rodière, É., Bocherens, H., Angibault, J.-M., Mariotti, A., 1996. Particularités isotopiques chez le chevreuil (*Capreolus capreolus* L.): Implications pour les reconstitutions paléoenvironnementales. *C. R. Acad. Sci. Paris* 323, 179–185.
- Schleser, G.H., Jayasekera, R., 1985. $\delta^{13}\text{C}$ -variations of leaves in forests as an indication of reassimilated CO₂ from the soil. *Oecologia* 65, 536–542.
- Schulze, E.-D., Chapin, F.S., III, Gebauer, G., 1994. Nitrogen nutrition and isotope differences among life forms at the northern treeline of Alaska. *Oecologia* 100, 406–412.
- Scurlock, J.M.O., Asner, G.P., Gower, S.T., 2001. Worldwide historical estimates and bibliography of Leaf Area Index, 1932–2000. Data set (<http://www.daac.ornl.gov>).
- Sealy, J.C., van der Merwe, N.J., Lee-Thorp, J.A., Lanham, J.L., 1987. Nitrogen isotopic ecology in southern Africa: Implications for environmental and dietary tracing. *Geochim. Cosmochim. Acta* 51, 2707–2717.
- Smith, C., 1992. *Late Stone Age Hunters of the British Isles*. Routledge, London, 206 pp.
- Stuiver, M., Braziunas, T.F., 1987. Tree cellulose $^{13}\text{C}/^{12}\text{C}$ isotope ratios and climatic change. *Nature* 328, 58–60.
- Stuiver, M., Reimer, P.J., Bard, E., Beck, J.W., Burr, G.S., Hughen, K.A., Kromer, B., McCormac, F.G., van der Plicht, J., Spurk, M., 1998. INTCAL98 Radiocarbon Age Calibration, 24,000–0 cal BP. *Radiocarbon* 40, 1041–1083.
- Thévenin, A., 1982. *Rochedane. L'azilien, l'Épipaléolithique de l'Est de la France et les civilisations épipaléolithiques de l'Europe occidentale*. Thèse, Université des Sciences humaines de Strasbourg, Mémoire de la Faculté des Sciences sociales, Ethnologie, 2 vols., 845 pp.
- Thévenin, A., Sainty, J., 1998. *L'abri de Rochedane à Villarsous-Damjoux (Doubs)*. In: Cupillard, C., Richard, A. (Eds.), *Les derniers chasseurs-cueilleurs du Massif Jurassien et de ses marges (13000–5500 avant Jésus-Christ)*. Presses Universitaires Franc-Comtoises, Besançon, pp. 104–105.
- Tieszen, L.L., 1991. Natural variations in the carbon isotope values of plants: Implications for archaeology, ecology, and paleoecology. *J. Archaeol. Sci.* 18, 227–248.
- Tieszen, L.L., Boutton, T.W., 1989. Stable carbon isotopes in terrestrial ecosystem research. In: Rundell, P.W., Ehleringer, J.R., Nagy, K.A. (Eds.), *Stable Isotopes in Ecological Research*. Springer, New York, pp. 167–195.
- Toolin, L.J., Eastoe, T., 1993. Late Pleistocene–Recent atmospheric $\delta^{13}\text{C}$ record in C₄ grasses. *Radiocarbon* 35, 263–269.
- van der Merwe, N.J., Medina, E., 1991. The canopy effect, carbon isotope ratios and foodwebs in Amazonia. *J. Archaeol. Sci.* 18, 249–259.
- van de Water, P.K., Leavitt, S.W., Betancourt, J.L., 1994. Trends in stomatal density and $^{13}\text{C}/^{12}\text{C}$ ratios of *Pinus flexilis* needles during last Glacial–Interglacial cycle. *Science* 264, 239–243.
- Vogel, J.C., 1978. Recycling of carbon in a forest environment. *Oecologia Plantarum* 13, 89–94.
- Yoneyama, T., Jujiwara, H., Wilson, J.M., 1998. Variations in fractionation of carbon and nitrogen isotopes in higher plants: N metabolism and partitioning in phloem and xylem. In: Griffiths, H. (Ed.), *Stable Isotopes*. BIOS, Oxford, pp. 99–109.