



HAL
open science

Cognitive determinants of visual search in patients with Parkinson's disease

Maud Ranchet, John C. Morgan, Abiodun Emmanuel Akinwuntan, Hannes Devos

► To cite this version:

Maud Ranchet, John C. Morgan, Abiodun Emmanuel Akinwuntan, Hannes Devos. Cognitive determinants of visual search in patients with Parkinson's disease. 12th World Congress of the International Society of Physical and Rehabilitation Medicine. Paris. 8-12 July 2018, Jul 2018, PARIS, France. 12th World Congress of the International Society of Physical and Rehabilitation Medicine. Paris. 8-12 July 2018, 61, pp.e253, 2018, 10.1016/j.rehab.2018.05.587 . hal-01857922

HAL Id: hal-01857922

<https://hal.science/hal-01857922>

Submitted on 23 Aug 2018

HAL is a multi-disciplinary open access archive for the deposit and dissemination of scientific research documents, whether they are published or not. The documents may come from teaching and research institutions in France or abroad, or from public or private research centers.

L'archive ouverte pluridisciplinaire **HAL**, est destinée au dépôt et à la diffusion de documents scientifiques de niveau recherche, publiés ou non, émanant des établissements d'enseignement et de recherche français ou étrangers, des laboratoires publics ou privés.

Cognitive determinants of visual search in patients with Parkinson's disease

M. Ranchet¹, J.C. Morgan², A. E. Akinwuntan³, H. Devos⁴

¹Univ Lyon, F-69000 Lyon, France-IFSTTAR, TS2, LESCOT, F-69500 Bron

²Parkinson's Foundation Center of Excellence, Movement and Memory Disorder Programs, Department of Neurology, Medical College of Georgia, Augusta University, Augusta, GA, USA

³Dean's office, School of Health Professions, The University of Kansas Medical Center, Kansas City, KS, USA

⁴Department of Physical Therapy and Rehabilitation Science, School of Health Professions, The University of Kansas Medical Center, Kansas City, KS, USA

BACKGROUND

- ✓ Visual search impairments in patients with Parkinson's Disease (PD) (Archibald et al., 2013, Horowitz et al., 2006)
- ✓ They may affect activities of daily living (Devos et al., 2013, Uc et al., 2006)
- ✓ Few studies explored the cognitive deficits that contribute to impaired visual search in PD

OBJECTIVE

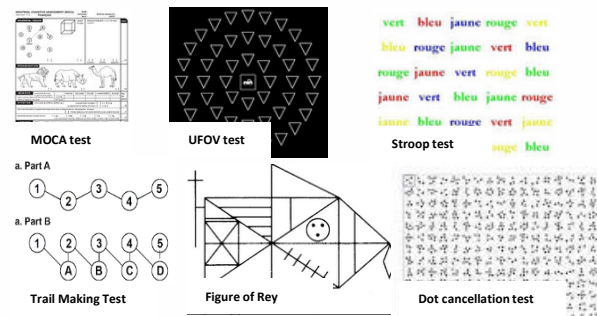
- ✓ To investigate the relationship between visual search performance and cognitive functions in PD

METHODS

Participants

- ✓ 20 patients with PD (69 yrs-old ± 8; 16 Male) and 15 controls (61 yrs-old ± 11; 8 Male)





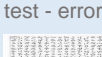

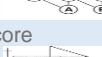

Neuropsychological tests



RESULTS

- ✓ PD patients were slower than controls to detect correctly the target (7s. ± 2 vs 5 s. ± 1, p = 0.004)
- ✓ PD patients missed more targets than controls (median (Q1-Q3) : 0(0-2) vs 0(0-0), p = 0.04)

Table 1. Partial correlations between cDT and neuropsychological performance

	PD patients	Controls
MOCA score 	-0.68***	0.27
UFOV divided attention 	0.60**	0.41
Stroop test – interference condition 	-0.64**	0.21
Dot cancellation test - times 	0.60*	0.86***
Dot cancellation test - errors 	0.84***	0.04
TMT part A, s. 	0.58**	0.06
TMT part B, s. 	0.64**	0.03
Figure of Rey, score 	-0.76***	-0.17

* p < 0.05, ** p < 0.01, *** p < 0.001

CONCLUSION

- ✓ Strong associations between cognitive functions and visual search performances in PD patients
- ✓ A visual search task may be a good tool to assess a wide range of cognitive functions in PD patients
- ✓ Implications for the assessment of cognitive functions and the development of training programs in patients with PD
- ✓ Further study in PD will develop dynamic visual search task in driving conditions to better understand cognitive functions that may affect real-world activities.

ACKNOWLEDGEMENT

- ✓ We thank the American Parkinson's Disease Association for funding this research. We also thank Adam Bruetsch, MS, for his help in data analysis.

Visual search task

- ✓ Participants were instructed to search for a target stimulus (road sign) among distractor stimulus (other road signs).
- ✓ The visual search task consisted of 42 trials. In half of the trials (Figure 1), the target was present (target-present trials).



Figure 1. Example of a target-present trial. Gray circle represents the pre-identified target and the gray square represents the target.

- ✓ Main outcome: correct detection times (cDT) Response times when the target is present

REFERENCES

- Archibald, N. K., Hutton, S. B., Clarke, M. P., Mosimann, U. P., & Burn, D. J. (2013). Visual exploration in Parkinson's disease and Parkinson's disease dementia. *Brain: A Journal of Neurology*, 136(Pt 3), 739–750. <https://doi.org/10.1093/brain/awt005>
- Devos, H., Vandenberghe, W., Tant, M., Akinwuntan, A. E., De Weerd, W., Nieuwboer, A., & Uc, E. Y. (2013). Driving and off-road impairments underlying failure on road testing in Parkinson's disease. *Movement Disorders: Official Journal of the Movement Disorder Society*, 28(14), 1949–1956. <https://doi.org/10.1002/mds.25701>
- Horowitz, T. S., Choi, W. Y., Horvitz, J. C., Côté, L. J., & Mangels, J. A. (2006). Visual search deficits in Parkinson's disease are attenuated by bottom-up target salience and top-down information. *Neuropsychologia*, 44(10), 1962–1977. <https://doi.org/10.1016/j.neuropsychologia.2006.01.037>
- Uc, E. Y., Rizzo, M., Anderson, S. W., Sparks, J., Rodnitzky, R. L., & Dawson, J. D. (2006). Impaired visual search in drivers with Parkinson's disease. *Annals of Neurology*, 60(4), 407–413. <https://doi.org/10.1002/ana.20958>