



HAL
open science

Evidence for $Z_c^\pm(3900)$ in semi-inclusive decays of b -flavored hadrons

Victor Mukhamedovich Abazov, Braden Keim Abbott, Bannanje Sripath Acharya, Mark Raymond Adams, Todd Adams, James P Agnew, Guennadi D Alexeev, Georgiy D Alkhazov, Andrew K Alton, Andrew Warren Askew, et al.

► To cite this version:

Victor Mukhamedovich Abazov, Braden Keim Abbott, Bannanje Sripath Acharya, Mark Raymond Adams, Todd Adams, et al.. Evidence for $Z_c^\pm(3900)$ in semi-inclusive decays of b -flavored hadrons. Phys.Rev.D, 2018, 98 (5), pp.052010. 10.1103/PhysRevD.98.052010 . hal-01846814

HAL Id: hal-01846814

<https://hal.science/hal-01846814>

Submitted on 5 Nov 2018

HAL is a multi-disciplinary open access archive for the deposit and dissemination of scientific research documents, whether they are published or not. The documents may come from teaching and research institutions in France or abroad, or from public or private research centers.

L'archive ouverte pluridisciplinaire **HAL**, est destinée au dépôt et à la diffusion de documents scientifiques de niveau recherche, publiés ou non, émanant des établissements d'enseignement et de recherche français ou étrangers, des laboratoires publics ou privés.

Evidence for $Z_c^\pm(3900)$ in semi-inclusive decays of b -flavored hadrons

V. M. Abazov,³¹ B. Abbott,⁶⁷ B. S. Acharya,²⁵ M. Adams,⁴⁶ T. Adams,⁴⁴ J. P. Agnew,⁴¹ G. D. Alexeev,³¹ G. Alkhazov,³⁵ A. Alton,^{56,a} A. Askew,⁴⁴ S. Atkins,⁵⁴ K. Augsten,⁷ V. Aushev,³⁸ Y. Aushev,³⁸ C. Avila,⁵ F. Badaud,¹⁰ L. Bagby,⁴⁵ B. Baldin,⁴⁵ D. V. Bandurin,⁷⁴ S. Banerjee,²⁵ E. Barberis,⁵⁵ P. Baringer,⁵³ J. F. Bartlett,⁴⁵ U. Bassler,¹⁵ V. Bazterra,⁴⁶ A. Bean,⁵³ M. Begalli,² L. Bellantoni,⁴⁵ S. B. Beri,²³ G. Bernardi,¹⁴ R. Bernhard,¹⁹ I. Bertram,³⁹ M. Besançon,¹⁵ R. Beuselinck,⁴⁰ P. C. Bhat,⁴⁵ S. Bhatia,⁵⁸ V. Bhatnagar,²³ G. Blazey,⁴⁷ S. Blessing,⁴⁴ K. Bloom,⁵⁹ A. Boehnlein,⁴⁵ D. Boline,⁶⁴ E. E. Boos,³³ G. Borissov,³⁹ M. Borysova,^{38,k} A. Brandt,⁷¹ O. Brandt,²⁰ M. Brochmann,⁷⁵ R. Brock,⁵⁷ A. Bross,⁴⁵ D. Brown,¹⁴ X. B. Bu,⁴⁵ M. Buehler,⁴⁵ V. Buescher,²¹ V. Bunichev,³³ S. Burdin,^{39,b} C. P. Buszello,³⁷ E. Camacho-Pérez,²⁸ B. C. K. Casey,⁴⁵ H. Castilla-Valdez,²⁸ S. Caughron,⁵⁷ S. Chakrabarti,⁶⁴ K. M. Chan,⁵¹ A. Chandra,⁷³ E. Chapon,¹⁵ G. Chen,⁵³ S. W. Cho,²⁷ S. Choi,²⁷ B. Choudhary,²⁴ S. Cihangir,^{45,*} D. Claes,⁵⁹ J. Clutter,⁵³ M. Cooke,^{45,j} W. E. Cooper,⁴⁵ M. Corcoran,^{73,*} F. Couderc,¹⁵ M.-C. Cousinou,¹² J. Cuth,²¹ D. Cutts,⁷⁰ A. Das,⁷² G. Davies,⁴⁰ S. J. de Jong,^{29,30} E. De La Cruz-Burelo,²⁸ F. Déliot,¹⁵ R. Demina,⁶³ D. Denisov,⁴⁵ S. P. Denisov,³⁴ S. Desai,⁴⁵ C. Deterre,^{41,c} K. DeVaughan,⁵⁹ H. T. Diehl,⁴⁵ M. Diesburg,⁴⁵ P. F. Ding,⁴¹ A. Dominguez,⁵⁹ A. Drutskoy,^{32,p} A. Dubey,²⁴ L. V. Dudko,³³ A. Duperrin,¹² S. Dutt,²³ M. Eads,⁴⁷ D. Edmunds,⁵⁷ J. Ellison,⁴³ V. D. Elvira,⁴⁵ Y. Enari,¹⁴ H. Evans,⁴⁹ A. Evdokimov,⁴⁶ V. N. Evdokimov,³⁴ A. Fauré,¹⁵ L. Feng,⁴⁷ T. Ferbel,⁶³ F. Fiedler,²¹ F. Filthaut,^{29,30} W. Fisher,⁵⁷ H. E. Fisk,⁴⁵ M. Fortner,⁴⁷ H. Fox,³⁹ J. Franc,⁷ S. Fuess,⁴⁵ P. H. Garbincius,⁴⁵ A. Garcia-Bellido,⁶³ J. A. García-González,²⁸ V. Gavrilov,³² W. Geng,^{12,57} C. E. Gerber,⁴⁶ Y. Gershtein,⁶⁰ G. Ginther,⁴⁵ O. Gogota,³⁸ G. Golovanov,³¹ P. D. Grannis,⁶⁴ S. Greder,¹⁶ H. Greenlee,⁴⁵ G. Grenier,¹⁷ Ph. Gris,¹⁰ J.-F. Grivaz,¹³ A. Grohsjean,^{15,c} S. Grünendahl,⁴⁵ M. W. Grünewald,²⁶ T. Guillemin,¹³ G. Gutierrez,⁴⁵ P. Gutierrez,⁶⁷ J. Haley,⁶⁸ L. Han,⁴ K. Harder,⁴¹ A. Harel,⁶³ J. M. Hauptman,⁵² J. Hays,⁴⁰ T. Head,⁴¹ T. Hebbeker,¹⁸ D. Hedin,⁴⁷ H. Hegab,⁶⁸ A. P. Heinson,⁴³ U. Heintz,⁷⁰ C. Hensel,¹ I. Heredia-De La Cruz,^{28,d} K. Herner,⁴⁵ G. Hesketh,^{41,f} M. D. Hildreth,⁵¹ R. Hirosky,⁷⁴ T. Hoang,⁴⁴ J. D. Hobbs,⁶⁴ B. Hoeneisen,⁹ J. Hogan,⁷³ M. Hohlfeld,²¹ J. L. Holzbauer,⁵⁸ I. Howley,⁷¹ Z. Hubacek,^{7,15} V. Hynek,⁷ I. Iashvili,⁶² Y. Ilchenko,⁷² R. Illingworth,⁴⁵ A. S. Ito,⁴⁵ S. Jabeen,^{45,l} M. Jaffré,¹³ A. Jayasinghe,⁶⁷ M. S. Jeong,²⁷ R. Jesik,⁴⁰ P. Jiang,^{4,*} K. Johns,⁴² E. Johnson,⁵⁷ M. Johnson,⁴⁵ A. Jonckheere,⁴⁵ P. Jonsson,⁴⁰ J. Joshi,⁴³ A. W. Jung,^{45,n} A. Juste,³⁶ E. Kajfasz,¹² D. Karmanov,³³ I. Katsanos,⁵⁹ M. Kaur,²³ R. Kehoe,⁷² S. Kermiche,¹² N. Khalatyan,⁴⁵ A. Khanov,⁶⁸ A. Kharchilava,⁶² Y. N. Kharzheev,³¹ I. Kiselevich,³² J. M. Kohli,²³ A. V. Kozelov,³⁴ J. Kraus,⁵⁸ A. Kumar,⁶² A. Kupco,⁸ T. Kurča,¹⁷ V. A. Kuzmin,³³ S. Lammers,⁴⁹ P. Lebrun,¹⁷ H. S. Lee,²⁷ S. W. Lee,⁵² W. M. Lee,^{45,*} X. Lei,⁴² J. Lellouch,¹⁴ D. Li,¹⁴ H. Li,⁷⁴ L. Li,⁴³ Q. Z. Li,⁴⁵ J. K. Lim,²⁷ D. Lincoln,⁴⁵ J. Linnemann,⁵⁷ V. V. Lipaev,^{34,*} R. Lipton,⁴⁵ H. Liu,⁷² Y. Liu,⁴ A. Lobodenko,³⁵ M. Lokajicek,⁸ R. Lopes de Sa,⁴⁵ R. Luna-Garcia,^{28,g} A. L. Lyon,⁴⁵ A. K. A. Maciel,¹ R. Madar,¹⁹ R. Magaña-Villalba,²⁸ S. Malik,⁵⁹ V. L. Malyshev,³¹ J. Mansour,²⁰ J. Martínez-Ortega,²⁸ R. McCarthy,⁶⁴ C. L. McGivern,⁴¹ M. M. Meijer,^{29,30} A. Melnitchouk,⁴⁵ D. Menezes,⁴⁷ P. G. Mercadante,³ M. Merkin,³³ A. Meyer,¹⁸ J. Meyer,^{20,i} F. Miconi,¹⁶ N. K. Mondal,²⁵ M. Mulhearn,⁷⁴ E. Nagy,¹² M. Narain,⁷⁰ R. Nayyar,⁴² H. A. Neal,^{56,*} J. P. Negret,⁵ P. Neustroev,³⁵ H. T. Nguyen,⁷⁴ T. Nunnemann,²² J. Orduna,⁷⁰ N. Osman,¹² A. Pal,⁷¹ N. Parashar,⁵⁰ V. Parihar,⁷⁰ S. K. Park,²⁷ R. Partridge,^{70,e} N. Parua,⁴⁹ A. Patwa,^{65,j} B. Penning,⁴⁰ M. Perfilov,³³ Y. Peters,⁴¹ K. Petridis,⁴¹ G. Petrillo,⁶³ P. Pétroff,¹³ M.-A. Pleier,⁶⁵ V. M. Podstavkov,⁴⁵ A. V. Popov,³⁴ M. Prewitt,⁷³ D. Price,⁴¹ N. Prokopenko,³⁴ J. Qian,⁵⁶ A. Quadt,²⁰ B. Quinn,⁵⁸ P. N. Ratoff,³⁹ I. Razumov,³⁴ I. Ripp-Baudot,¹⁶ F. Rizatdinova,⁶⁸ M. Rominsky,⁴⁵ A. Ross,³⁹ C. Royon,⁸ P. Rubinov,⁴⁵ R. Ruchti,⁵¹ G. Sajot,¹¹ A. Sánchez-Hernández,²⁸ M. P. Sanders,²² A. S. Santos,^{1,h} G. Savage,⁴⁵ M. Savitskiy,³⁸ L. Sawyer,⁵⁴ T. Scanlon,⁴⁰ R. D. Schamberger,⁶⁴ Y. Scheglov,^{35,*} H. Schellman,^{69,48} M. Schott,²¹ C. Schwanenberger,⁴¹ R. Schwienhorst,⁵⁷ J. Sekaric,⁵³ H. Severini,⁶⁷ E. Shabalina,²⁰ V. Shary,¹⁵ S. Shaw,⁴¹ A. A. Shchukin,³⁴ O. Shkola,³⁸ V. Simak,⁷ P. Skubic,⁶⁷ P. Slattery,⁶³ G. R. Snow,⁵⁹ J. Snow,⁶⁶ S. Snyder,⁶⁵ S. Söldner-Rembold,⁴¹ L. Sonnenschein,¹⁸ K. Soustruznik,⁶ J. Stark,¹¹ N. Stefaniuk,³⁸ D. A. Stoyanova,³⁴ M. Strauss,⁶⁷ L. Suter,⁴¹ P. Svoisky,⁷⁴ M. Titov,¹⁵ V. V. Tokmenin,³¹ Y.-T. Tsai,⁶³ D. Tsybychev,⁶⁴ B. Tuchming,¹⁵ C. Tully,⁶¹ L. Uvarov,³⁵ S. Uvarov,³⁵ S. Uzunyan,⁴⁷ R. Van Kooten,⁴⁹ W. M. van Leeuwen,²⁹ N. Varelas,⁴⁶ E. W. Varnes,⁴² I. A. Vasilyev,³⁴ A. Y. Verkheev,³¹ L. S. Vertogradov,³¹ M. Verzocchi,⁴⁵ M. Vesterinen,⁴¹ D. Vilanova,¹⁵ P. Vokac,⁷ H. D. Wahl,⁴⁴ M. H. L. S. Wang,⁴⁵ J. Warchol,^{51,*} G. Watts,⁷⁵ M. Wayne,⁵¹ J. Weichert,²¹ L. Welty-Rieger,⁴⁸ M. R. J. Williams,^{49,m} G. W. Wilson,⁵³ M. Wobisch,⁵⁴ D. R. Wood,⁵⁵ T. R. Wyatt,⁴¹ Y. Xie,⁴⁵ R. Yamada,⁴⁵ S. Yang,⁴ T. Yasuda,⁴⁵ Y. A. Yatsunenko,³¹ W. Ye,⁶⁴ Z. Ye,⁴⁵ H. Yin,⁴⁵ K. Yip,⁶⁵ S. W. Youn,⁴⁵ J. M. Yu,⁵⁶ J. Zennaro,⁶² T. G. Zhao,⁴¹ B. Zhou,⁵⁶ J. Zhu,⁵⁶ M. Zielinski,⁶³ D. Zieminska,⁴⁹ and L. Zivkovic^{14,o}

(D0 Collaboration)

¹LAFEX, Centro Brasileiro de Pesquisas Físicas, Rio de Janeiro, Rio de Janeiro 22290, Brazil²Universidade do Estado do Rio de Janeiro, Rio de Janeiro, Rio de Janeiro 20550, Brazil³Universidade Federal do ABC, Santo André, São Paulo 09210, Brazil

- ⁴University of Science and Technology of China, Hefei 230026, People's Republic of China
- ⁵Universidad de los Andes, Bogotá, 111711, Colombia
- ⁶Charles University, Faculty of Mathematics and Physics, Center for Particle Physics, 116 36 Prague 1, Czech Republic
- ⁷Czech Technical University in Prague, 116 36 Prague 6, Czech Republic
- ⁸Institute of Physics, Academy of Sciences of the Czech Republic, 182 21 Prague, Czech Republic
- ⁹Universidad San Francisco de Quito, Quito 170157, Ecuador
- ¹⁰LPC, Université Blaise Pascal, CNRS/IN2P3, Clermont, F-63178 Aubière Cedex, France
- ¹¹LPSC, Université Joseph Fourier Grenoble 1, CNRS/IN2P3, Institut National Polytechnique de Grenoble, F-38026 Grenoble Cedex, France
- ¹²CPPM, Aix-Marseille Université, CNRS/IN2P3, F-13288 Marseille Cedex 09, France
- ¹³LAL, Univ. Paris-Sud, CNRS/IN2P3, Université Paris-Saclay, F-91898 Orsay Cedex, France
- ¹⁴LPNHE, Universités Paris VI and VII, CNRS/IN2P3, F-75005 Paris, France
- ¹⁵CEA Saclay, Irfu, SPP, F-91191 Gif-Sur-Yvette Cedex, France
- ¹⁶IPHC, Université de Strasbourg, CNRS/IN2P3, F-67037 Strasbourg, France
- ¹⁷IPNL, Université Lyon 1, CNRS/IN2P3, F-69622 Villeurbanne Cedex, France and Université de Lyon, F-69361 Lyon CEDEX 07, France
- ¹⁸III. Physikalisches Institut A, RWTH Aachen University, 52056 Aachen, Germany
- ¹⁹Physikalisches Institut, Universität Freiburg, 79085 Freiburg, Germany
- ²⁰II. Physikalisches Institut, Georg-August-Universität Göttingen, 37073 Göttingen, Germany
- ²¹Institut für Physik, Universität Mainz, 55099 Mainz, Germany
- ²²Ludwig-Maximilians-Universität München, 80539 München, Germany
- ²³Panjab University, Chandigarh 160014, India
- ²⁴Delhi University, Delhi-110 007, India
- ²⁵Tata Institute of Fundamental Research, Mumbai-400 005, India
- ²⁶University College Dublin, Dublin 4, Ireland
- ²⁷Korea Detector Laboratory, Korea University, Seoul, 02841, Korea
- ²⁸CINVESTAV, Mexico City 07360, Mexico
- ²⁹Nikhef, Science Park, 1098 XG Amsterdam, the Netherlands
- ³⁰Radboud University Nijmegen, 6525 AJ Nijmegen, the Netherlands
- ³¹Joint Institute for Nuclear Research, Dubna 141980, Russia
- ³²Institute for Theoretical and Experimental Physics, Moscow 117259, Russia
- ³³Moscow State University, Moscow 119991, Russia
- ³⁴Institute for High Energy Physics, Protvino, Moscow region 142281, Russia
- ³⁵Petersburg Nuclear Physics Institute, St. Petersburg 188300, Russia
- ³⁶Institució Catalana de Recerca i Estudis Avançats (ICREA) and Institut de Física d'Altes Energies (IFAE), 08193 Bellaterra (Barcelona), Spain
- ³⁷Uppsala University, 751 05 Uppsala, Sweden
- ³⁸Taras Shevchenko National University of Kyiv, Kiev, 01601, Ukraine
- ³⁹Lancaster University, Lancaster LA1 4YB, United Kingdom
- ⁴⁰Imperial College London, London SW7 2AZ, United Kingdom
- ⁴¹The University of Manchester, Manchester M13 9PL, United Kingdom
- ⁴²University of Arizona, Tucson, Arizona 85721, USA
- ⁴³University of California Riverside, Riverside, California 92521, USA
- ⁴⁴Florida State University, Tallahassee, Florida 32306, USA
- ⁴⁵Fermi National Accelerator Laboratory, Batavia, Illinois 60510, USA
- ⁴⁶University of Illinois at Chicago, Chicago, Illinois 60607, USA
- ⁴⁷Northern Illinois University, DeKalb, Illinois 60115, USA
- ⁴⁸Northwestern University, Evanston, Illinois 60208, USA
- ⁴⁹Indiana University, Bloomington, Indiana 47405, USA
- ⁵⁰Purdue University Calumet, Hammond, Indiana 46323, USA
- ⁵¹University of Notre Dame, Notre Dame, Indiana 46556, USA
- ⁵²Iowa State University, Ames, Iowa 50011, USA
- ⁵³University of Kansas, Lawrence, Kansas 66045, USA
- ⁵⁴Louisiana Tech University, Ruston, Louisiana 71272, USA
- ⁵⁵Northeastern University, Boston, Massachusetts 02115, USA
- ⁵⁶University of Michigan, Ann Arbor, Michigan 48109, USA
- ⁵⁷Michigan State University, East Lansing, Michigan 48824, USA
- ⁵⁸University of Mississippi, University, Mississippi 38677, USA
- ⁵⁹University of Nebraska, Lincoln, Nebraska 68588, USA

- ⁶⁰Rutgers University, Piscataway, New Jersey 08855, USA
⁶¹Princeton University, Princeton, New Jersey 08544, USA
⁶²State University of New York, Buffalo, New York 14260, USA
⁶³University of Rochester, Rochester, New York 14627, USA
⁶⁴State University of New York, Stony Brook, New York 11794, USA
⁶⁵Brookhaven National Laboratory, Upton, New York 11973, USA
⁶⁶Langston University, Langston, Oklahoma 73050, USA
⁶⁷University of Oklahoma, Norman, Oklahoma 73019, USA
⁶⁸Oklahoma State University, Stillwater, Oklahoma 74078, USA
⁶⁹Oregon State University, Corvallis, Oregon 97331, USA
⁷⁰Brown University, Providence, Rhode Island 02912, USA
⁷¹University of Texas, Arlington, Texas 76019, USA
⁷²Southern Methodist University, Dallas, Texas 75275, USA
⁷³Rice University, Houston, Texas 77005, USA
⁷⁴University of Virginia, Charlottesville, Virginia 22904, USA
⁷⁵University of Washington, Seattle, Washington 98195, USA



(Received 3 July 2018; published 28 September 2018)

We present evidence for the exotic charged charmoniumlike state $Z_c^\pm(3900)$ decaying to $J/\psi\pi^\pm$ in semi-inclusive weak decays of b -flavored hadrons. The signal is correlated with a parent $J/\psi\pi^+\pi^-$ system in the invariant-mass range 4.2–4.7 GeV that would include the exotic structure $Y(4260)$. The study is based on 10.4 fb^{-1} of $p\bar{p}$ collision data collected by the D0 experiment at the Fermilab Tevatron collider.

DOI: [10.1103/PhysRevD.98.052010](https://doi.org/10.1103/PhysRevD.98.052010)

I. INTRODUCTION

The charged charmoniumlike state $Z_c^\pm(3900)$ was discovered in 2013 simultaneously by the Belle [1] and BESIII [2] collaborations in the sequential process $e^+e^- \rightarrow Y(4260)$, $Y(4260) \rightarrow Z_c^+(3900)\pi^-$, $Z_c^+(3900) \rightarrow J/\psi\pi^+$ (charge conjugate processes are implied throughout). Their fits of the $Z_c^+(3900)$ signal with an S -wave Breit-Wigner signal shape and an incoherent background gave the signal parameters $m = 3894.5 \pm 6.6 \pm 4.5 \text{ MeV}$, $\Gamma = 63 \pm 34 \pm 26 \text{ MeV}$ and $m = 3899.0 \pm 3.6 \pm 4.9 \text{ MeV}$,

$\Gamma = 46 \pm 10 \pm 20 \text{ MeV}$, respectively. The $Z_c^+(3900)$ cannot be a conventional quark-antiquark meson as it is charged and decays via the strong interaction to charmonium. Its minimal quark content is thus $c\bar{c}u\bar{d}$.

Since the original observation, the understanding of both the $Z_c^+(3900)$ and $Y(4260)$ has evolved. The BESIII Collaboration has measured [3] the $e^+e^- \rightarrow J/\psi\pi^+\pi^-$ cross section at a range of energies from 3.77 to 4.60 GeV and reported that the $Y(4260)$ may consist of two states: a narrow state at about 4.22 GeV and a wider one at about 4.32 GeV above a continuum that may also be

*Deceased.

^aVisitor from Augustana College, Sioux Falls, South Dakota, USA.

^bVisitor from The University of Liverpool, Liverpool L69 3BX, United Kingdom.

^cVisitor from Deutsches Elektronen-Synchrotron (DESY), Notkestrasse 85, Germany.

^dVisitor from CONACyT, M-03940 Mexico City, Mexico.

^eVisitor from SLAC, Menlo Park, California, USA.

^fVisitor from University College London, London WC1E 6BT, United Kingdom.

^gVisitor from Centro de Investigacion en Computacion-IPN, CP 07738, Mexico City, Mexico.

^hVisitor from Universidade Estadual Paulista, São Paulo, São Paulo, Brazil.

ⁱVisitor from Karlsruhe Institut für Technologie (KIT)–Steinbuch Centre for Computing (SCC), Karlsruhe, Germany.

^jVisitor from Office of Science, U.S. Department of Energy, Washington, DC, USA.

^kVisitor from Kiev Institute for Nuclear Research (KINR), Kyiv, Ukraine.

^lVisitor from University of Maryland, College Park, Maryland, USA.

^mVisitor from European Organization for Nuclear Research (CERN), CH-1211 Geneva, Switzerland.

ⁿVisitor from Purdue University, West Lafayette, Indiana, USA.

^oVisitor from Institute of Physics, Belgrade, Belgrade, Serbia.

^pVisitor from P.N. Lebedev Physical Institute of the Russian Academy of Sciences, 119991, Moscow, Russia.

consistent with a broad resonance near 4.0 GeV. Currently, the “ $Y(4260)$ ” is believed to be composed of two states: a lower-mass narrower state denoted by the Particle Data Group (PDG) [4] as $\psi(4260)$ with mass $m = 4230 \pm 8$ MeV and width $\Gamma = 55 \pm 19$ MeV and a higher-mass broader state $\psi(4360)$ with $m = 4368 \pm 13$ MeV and $\Gamma = 96 \pm 7$ MeV.

The $Z_c^+(3900)$ is close in mass to $X(3872)$ and also close to the open-charm $D^*\bar{D}$ threshold, so it may be a “molecular” state composed of a loosely bound pair of colorless, quark-antiquark pairs containing a charm and a light quark ($c\bar{d}$) and ($\bar{c}u$), the isovector analog of the $X(3872)$. A mass enhancement is also seen in the $D^*\bar{D}$ system [5], but the fit for this channel gives a different mass and width compared to that for the $J/\psi\pi^+$ channel.

The PDG [4] assumes that it is a single resonance decaying to two final states. It lists it as $Z_c(3900)$ with $m = 3886.6 \pm 2.4$ MeV and $\Gamma = 28.2 \pm 2.6$ MeV. The spin and parity are determined to be [6] $J^P = 1^+$.

The presence of $Z_c^+(3900)$ in decays of b hadrons is unclear. It is not seen by Belle [7] in the decay $\bar{B}^0 \rightarrow (J/\psi\pi^+)K^-$ nor by LHCb [8] in the decay $B^0 \rightarrow (J/\psi\pi^+)\pi^-$. On the other hand, the $Y(4260)$ may have been seen in the decays $B \rightarrow J/\psi\pi\pi K$ by BABAR [9], so there could be production of $Z_c^+(3900)$ in b -hadron decays through the two-step process $H_b \rightarrow Y(4260) + \text{anything}$, $Y(4260) \rightarrow Z_c^+(3900)\pi^-$, where H_b represents any hadron containing a b quark. The process may be spread over many channels and thus escape observation in any specific channel.

In this article, we look for the presence of such two-step processes using 10.4 fb^{-1} of $p\bar{p}$ collision data collected by the D0 experiment at the Fermilab Tevatron collider.

II. D0 DETECTOR, EVENT RECONSTRUCTION, AND SELECTION

The D0 detector [10] has a central tracking system consisting of a silicon microstrip tracker [11] and a central scintillating fiber tracker, both located within a 1.9 T superconducting solenoidal magnet. A muon system [12] covering pseudorapidity $|\eta_{\text{det}}| < 2$ [13] is located outside of the central tracking system and the liquid argon calorimeter and consists of a layer of tracking detectors and scintillation trigger counters in front of 1.8 T toroidal magnets, followed by two similar layers after the toroids.

In high-energy $p\bar{p}$ collisions, the J/ψ can be produced both promptly, either directly or in strong-interaction decays of higher-mass charmonium states, and non-promptly in weak-interaction b -hadron decays [14–16]. The b and \bar{b} quarks are produced in pairs and fragment into the b -hadron species B^+ , B_d^0 , B_s^0 , b baryons, and B_c with the relative branching fractions 0.34, 0.34, 0.10, 0.22, and < 0.01 , respectively [4]. Nonprompt J/ψ mesons from H_b decays are displaced from the $p\bar{p}$ interaction vertex by

typically several hundred μm as a result of the long b -quark lifetime.

Events used in this analysis are collected with both single-muon and dimuon triggers. We reuse a sample of events, prepared for an earlier study of b -hadron decays, containing a nonprompt J/ψ and a pair of oppositely charged particles consistent with coming from a displaced decay vertex. For this previously used data sample, the event selection requirement that the decay vertex be separated from the primary vertex with a significance of more than 3σ precludes extension of the current study to include the prompt production of $Z_c^+(3900)$ and $Y(4260)$. Unless indicated otherwise, we assume the hadrons to be pions and select events in the mass range $4.1 < m(J/\psi\pi^+\pi^-) < 5.0$ GeV that includes the $Y(4260)$ states and is high enough for production of the $Z_c^+(3900)$ but low enough to exclude fully reconstructed direct decays of b hadrons to final states $J/\psi h^+ h^-$, where h stands for a pion, a kaon, or a proton. In this study of an inclusive final state, we apply more stringent requirements on the decay-length-related parameters to further suppress combinations where one of the selected particles is produced by the hadronization of partons associated with the primary vertex.

Candidate events are selected by requiring a pair of oppositely charged muons and a charged particle with p_T above 1 GeV at a common vertex with $\chi^2 < 10$ for 3 degrees of freedom. Muons must have transverse momentum $p_T > 1.5$ GeV. At least one muon must traverse both inner and outer layers of the muon detector. Both muons must match tracks in the central tracking system. The reconstructed invariant mass $m(\mu^+\mu^-)$ must be between 2.92 and 3.25 GeV, consistent with the world-average mass of the J/ψ [4]. To select final states originating from b -hadron decays, the $J/\psi + 1$ track vertex is required to be displaced from the $p\bar{p}$ interaction vertex in the transverse plane by at least 5σ , and the transverse impact parameter [17] significance $IP/\sigma(IP)$ of the hadronic track is required to be greater than 2σ .

For accepted $J/\psi + 1$ track combinations, another track, with a charge opposite to the first track and with $p_T > 0.8$ GeV, is added to form a common $J/\psi + 2$ tracks system. The second track must have an IP significance greater than 1σ , and its contribution to the χ^2 of the $J/\psi + 2$ tracks vertex [18] must be less than 6. The cosine of the angle in the transverse plane between the momentum vector and decay path of the $J/\psi + 2$ tracks system is required to be greater than 0.9.

For the accepted $J/\psi + 2$ tracks combinations, we calculate the $J/\psi\pi^+\pi^-$ invariant mass by assigning the pion mass to both hadronic tracks. We correct the muon momenta by constraining $m(\mu^+\mu^-)$ to the world-average J/ψ meson mass [4]. The sample includes events in which the hadronic pair comes from decays $K^* \rightarrow K\pi$ or $\phi \rightarrow KK$. We remove such events by vetoing the mass combinations $0.81 < m(\pi K) < 0.97$ GeV, $0.81 < m(K\pi) < 0.97$ GeV, and

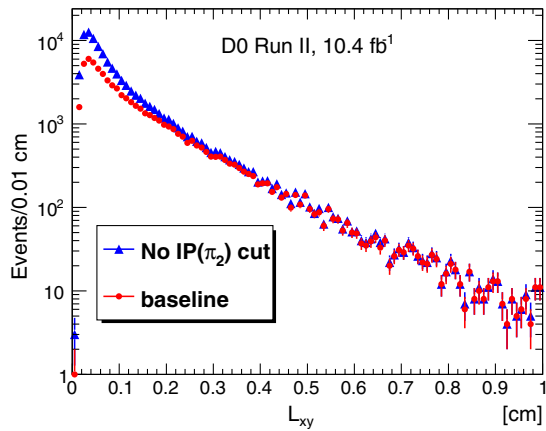


FIG. 1. The $J/\psi\pi^+\pi^-$ decay length in the transverse plane for accepted candidates in the range $4.2 < m(J/\psi\pi^+\pi^-) < 4.7$ GeV and for the case when the IP cut on the second pion is removed.

$1.01 < m(KK) < 1.03$ GeV. We also veto photon conversions by removing events with $m(\pi^+\pi^-) < 0.35$ GeV. The K^* veto rejects about 20% of the phase space while reducing the background by about a factor of 2. The combination of the three vetoes reduces the background by a factor of about 2.5. Multiple candidates per event are allowed, but their rate is negligible.

The transverse decay length distribution of the $J/\psi\pi^+\pi^-$ system L_{xy} is shown in Fig. 1. With the average resolution of 0.0057 cm, most of the prompt events would be contained at $L_{xy} < 0.025$ cm. The distribution confirms that prompt background has been strongly suppressed and that the selected $J/\psi + 2$ tracks combinations originate predominantly from partially reconstructed vertices of b -hadron decays.

III. FIT RESULTS

Our study is focused on the $J/\psi\pi^+$ system around the $Z_c^+(3900)$ mass. As mentioned above, the production of $Z_c^+(3900)$ may occur through a sequential process with an intermediate $Y(4260)$, e.g., $B^+ \rightarrow Y(4260)K^+$, $Y(4260) \rightarrow Z_c^+(3900)\pi^-$. To test this possibility, we select events in the mass range $4.1 < m(J/\psi\pi^+\pi^-) < 5.0$ GeV. We construct the mass $m(J/\psi\pi^+)$ by combining the J/ψ with either of the two pion candidates and, following Refs. [1,2], selecting the higher-mass combination. We fit the resulting $m(J/\psi\pi^+)$ distribution to the sum of a resonant signal represented by a relativistic S -wave Breit-Wigner function with a width fixed to $\Gamma = 28.2$ MeV [4] smeared with the D0 mass resolution of $\sigma = 17 \pm 2$ MeV and a mass that is allowed to vary freely and an incoherent background. Background is mainly due to b -hadron decays to a J/ψ , with a random hadron coming from the same multibody decay. For the background shape, we use Chebyshev polynomials of the first kind. The fitting range is chosen so as to obtain an acceptable fit while

avoiding regions where the background function becomes negative.

We perform binned maximum-likelihood fits to the $J/\psi\pi^+$ mass distribution in six $J/\psi\pi^+\pi^-$ mass intervals of varying size, chosen to align with the $Y(4260)$ states. These intervals, (4.1–4.2), (4.2–4.25), (4.25–4.3), (4.3–4.4), (4.4–4.7), and (4.7–5.0) GeV, contain roughly equal numbers of signal plus background events. In each interval, we represent the background contribution by a Chebyshev polynomial of which the order is chosen to minimize the Akaike Information Criterion (AIC) [19]. For a fit with p free parameters to a distribution in n bins, the AIC is defined as $AIC = \chi^2 + 2p + 2p(p+1)/(n-p-1)$. We use fourth-order polynomials in all bins except (4.7–5.0) GeV, where we use a fifth-order polynomial.

As shown in Fig. 2, we see a clear enhancement near the $Z_c^+(3900)$ mass for events in the range $4.20 < m(J/\psi\pi^+\pi^-) < 4.25$ GeV, consistent with coming from the $\psi(4260)$ (recall that the $\psi(4260)$ mass is 4230 ± 8 MeV [4]), and smaller but finite $Z_c^+(3900)$ signals for $m(J/\psi\pi^+\pi^-)$ ranges between 4.2 and 4.7 GeV. We find no significant signal in the bins $4.1 < m(J/\psi\pi^+\pi^-) < 4.2$ GeV or $4.7 < m(J/\psi\pi^+\pi^-) < 5.0$ GeV. The resulting differential distribution of the signal yield is shown in Fig. 3. We note the presence of a $Z_c^+(3900)$ signal with a statistical significance greater than 3σ in the $4.4 < m(J/\psi\pi^+\pi^-) < 4.7$ GeV region above the $\psi(4360)$ signal [3], indicating some contribution from a non- $Y(4260)$ $J/\psi\pi^+\pi^-$ combination. The measured signal masses are consistent with each other (with a p-value of 0.1).

We then perform a fit to the data in the mass range $4.2 < m(J/\psi\pi^+\pi^-) < 4.7$ GeV. The AIC test gives similar results using the fifth- and fourth-order polynomials as background, while the χ^2 test prefers the fifth-order polynomial (p-value of 0.18 vs 0.066). The fit using the fifth-order polynomial background shown in Fig. 4 yields $N = 502 \pm 92(\text{stat})$ signal events, $m = 3895.0 \pm 5.2(\text{stat})$ MeV, and a statistical significance of $S = 5.6\sigma$. The fit using the fourth-order polynomial gives $N = 608 \pm 82$, $m = 3895.7 \pm 4.6$ MeV, and $S = 7.7\sigma$. The statistical significance of the signal is defined as $S = \sqrt{-2 \ln(\mathcal{L}_0/\mathcal{L}_{\max})}$, where \mathcal{L}_{\max} and \mathcal{L}_0 are likelihood values for the best-fit signal yield and for the signal yield fixed to zero. In the following, we choose the fit using the fifth-order polynomial as the baseline. A χ^2 test of the fit quality gives the χ^2 over the number of degrees of freedom (ndf) $\chi^2/\text{ndf} = 36.8/30$.

IV. CROSS-CHECKS

In an alternative approach, we perform a simultaneous fit to the four subsamples of the $m(J/\psi\pi^+\pi^-)$ in the 4.2–4.7 GeV range, allowing for separate free parameters of the fourth-order Chebyshev polynomial background and free signal yields but using a common free signal mass parameter. The fitted mass is 3889.6 ± 9.8 MeV, and the

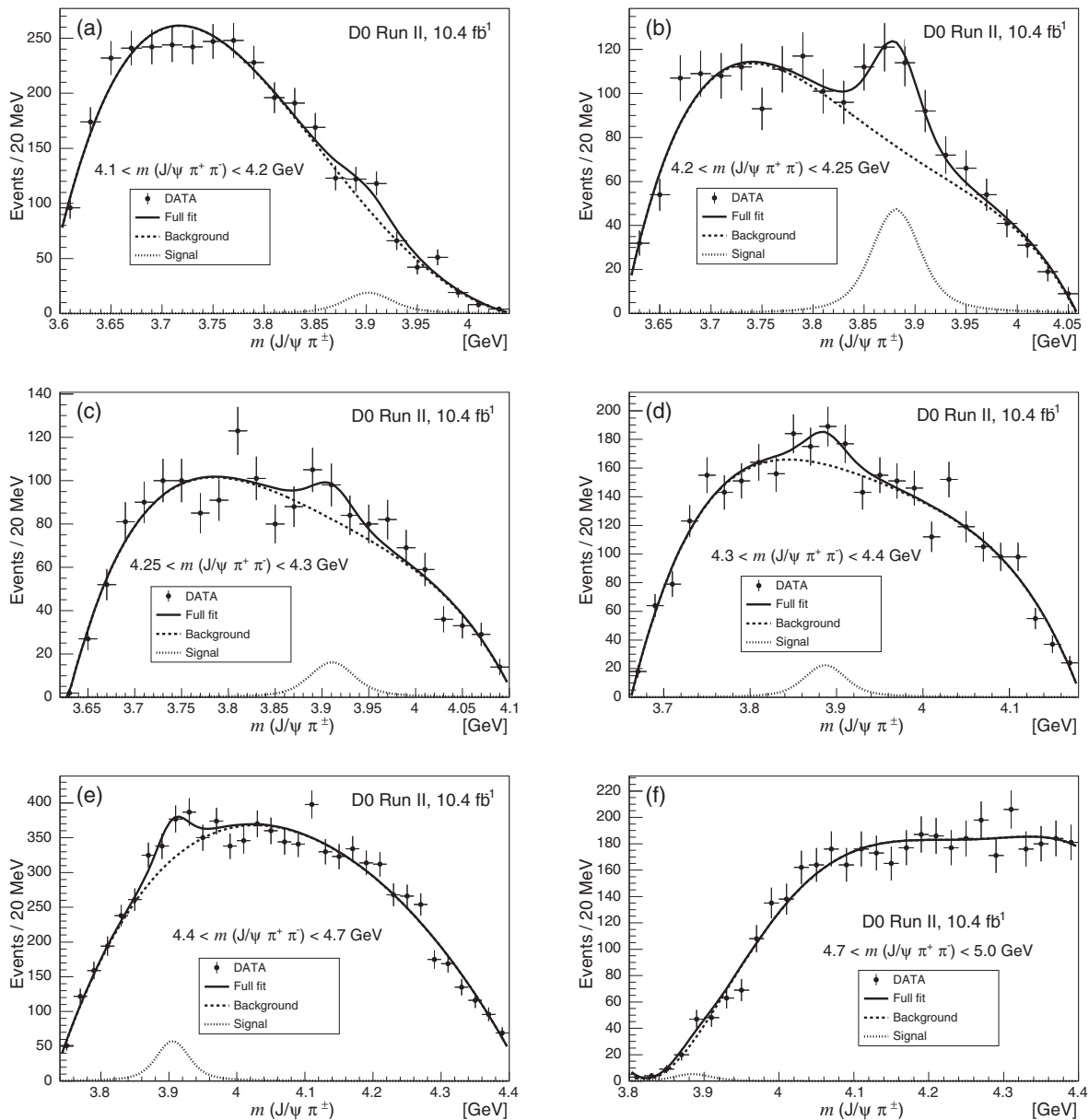


FIG. 2. The invariant-mass distribution of $J/\psi\pi^+$ candidates in six ranges of $m(J/\psi\pi^+\pi^-)$ as indicated. The solid lines show the results of the fit. The dashed lines show the combinatorial background and the dotted lines indicate the signal contributions.

number of signal events is 444 ± 149 , in agreement with the baseline result, and the quality of the fit is $\chi^2/\text{ndf} = 53.3/81$.

We divide the sample into two ranges of the p_T of the pion from the $Z_c^+(3900)$ decay, $p_T(\pi) < 1.5$ GeV and $p_T(\pi) > 1.5$ GeV, and fit them separately. The fitted yields are 202 ± 51 and 319 ± 72 events, and the masses are 3906.6 ± 10.0 MeV and 3896.1 ± 6.7 MeV, respectively.

Fits to the three $Z_c^+(3900)$ pseudorapidity ranges $|\eta| < 0.9$, $0.9 < |\eta| < 1.3$ and $1.3 < |\eta| < 2.0$ containing similar numbers of events give the signal yields of 195 ± 57 , 155 ± 52 , and 163 ± 48 and mass values of $3902.8 \pm$

7.3 MeV, 3906.4 ± 11.2 , and 3887.8 ± 8.8 MeV. The signal-to-background ratios in the three $|\eta|$ regions are consistent with being the same, as would be expected if both signal and the dominant backgrounds arise from the decays of b hadrons.

To test the sensitivity of the results to the fit quality requirements, we define a control sample by selecting events with the fit quality of the $J/\psi + 1$ track vertex in the range $10 < \chi^2 < 20$. The fitted yield in the control sample is 10 ± 25 events, consistent with no signal.

Due to the limited muon momentum resolution, our selection of the J/ψ mass window passes some non- J/ψ

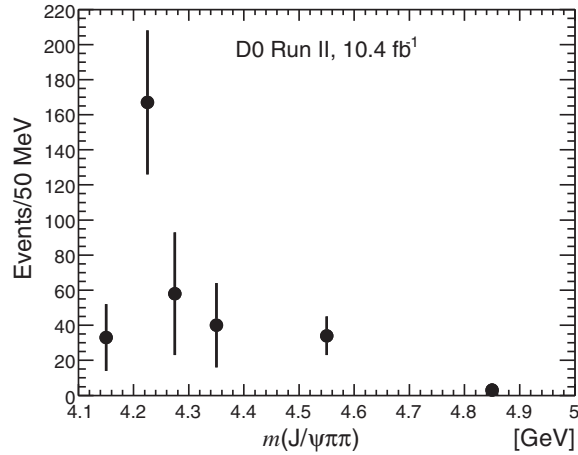


FIG. 3. The $Z_c^+(3900)$ signal yield per 50 MeV for the six intervals of $m(J/\psi\pi^+\pi^-)$: 4.1–4.2, 4.2–4.25, 4.25–4.3, 4.3–4.4, 4.4–4.7, and 4.7–5.0 GeV. The points are placed at the bin centers.

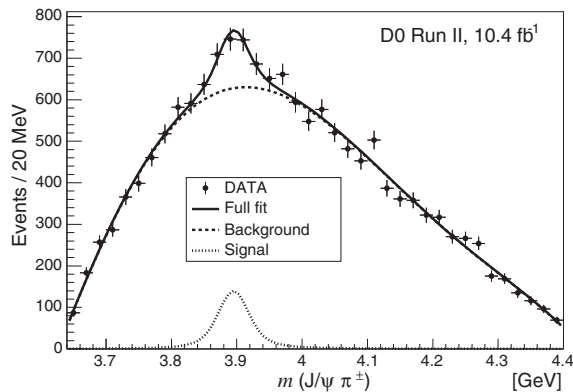


FIG. 4. The invariant-mass distribution of $J/\psi\pi^+\pi^-$ candidates in the range $4.2 < m(J/\psi\pi^+\pi^-) < 4.7$ GeV. The solid line shows the result of the fit. The dashed line shows the combinatorial background parametrized with the fifth-order Chebyshev polynomial, and the dotted line indicates the signal contribution.

dimuons while rejecting a fraction of genuine J/ψ 's. The non- J/ψ background includes sequential decays $b \rightarrow c\mu X$, $c \rightarrow s\mu X$, and semileptonic b -hadron decays accompanied by a muon track originating from a charged pion or kaon decay in flight. We estimate the fraction of non- J/ψ background in our baseline sample at 9% and the dimuon mass cut efficiency for J/ψ at 94%. A fit to the $m(J/\psi\pi^+)$ spectrum when the J/ψ mass window is expanded to 2.8–3.4 GeV yields 530 ± 100 $Z_c^+(3900)$ signal events, 6% more than in the baseline analysis, in agreement with expectation.

V. SYSTEMATIC UNCERTAINTIES

There are several sources of systematic uncertainties in the baseline measurement of the $Z_c^+(3900)$ mass and yield, summarized in Table I.

TABLE I. Systematic uncertainties for the $Z_c^+(3900)$ mass and yield measurements.

Systematic uncertainty	Mass (MeV)	Yield
Mass calibration	$+3$ -0	< 1
Mass resolution	< 0.1	± 27
Background shape	± 0.4	± 53
Bin size	± 1.1	± 9
Signal model	± 2.4	± 3
Natural width variation	< 0.1	± 23
Total (sum in quadrature)	$-2.7, +4.0$	± 64

We assign an asymmetric uncertainty of $(+3, -0)$ MeV to the $J/\psi\pi^+$ mass scale based on studies of the D0 measured mass shift compared to world-average values in several final states with a similar topology [20].

The estimate of the mass resolution is based on the dependence of the measured and simulated resolution of the released kinetic energy for decays with a similar topology. The variation of the assumed resolution by its uncertainty of ± 2 MeV has a negligible effect on the measured $Z_c^+(3900)$ mass. We assign an uncertainty on the signal yield equal to half of the difference between the two extreme results.

We assess the effects of the fitting procedure and background shape as half of the difference of the results obtained with the fourth- and fifth-order Chebyshev polynomials. Similarly, we estimate the effect of bin size by comparing the results for 20 and 10 MeV bins.

We assign the uncertainty in the signal model as half of the difference in the results obtained with the relativistic Breit-Wigner shapes with and without the energy dependence of the natural width.

In the analysis, we set the natural width equal to the world-average value. We assign the uncertainty in the mass and yield measurement by repeating the fits with the width altered by ± 2.6 MeV [4].

VI. RESULTS

A. $Z_c(3900)$ signal yield as a function of $m(J/\psi\pi^+\pi^-)$

Table II lists the $Z_c^+(3900)$ fitted signal yields and the measured mass in the six nonoverlapping intervals of the $J/\psi\pi^+\pi^-$ invariant mass between 4.1 and 5.0 GeV. The $Z_c^+(3900)$ width is fixed at $\Gamma = 28.2$ MeV for these fits. The measured masses are consistent with each other and with the original results of Refs. [1,2], and thus we conclude that we are observing the same $Z_c^+(3900)$ state. We report the results for the range 4.2–4.7 GeV as our best measurement of the mass of the $Z_c^+(3900)$ resonance and the signal significance.

Our baseline result above allows the $Z_c^+(3900)$ mass to float but fixes its width at the world-average value and thus raises the question of whether the significance of the fit would change if the world-average [4] mass were used. We

TABLE II. $Z_c^+(3900)$ signal yields and mass measurements, fit quality, and statistical significance S in intervals of $m(J/\psi\pi^+\pi^-)$. The six measurements in nonoverlapping subsamples are dominated by statistical uncertainties. There is a common asymmetric $+3, -0$ MeV mass uncertainty. The last row shows a summary result that includes statistical and systematic uncertainties.

$m(J/\psi\pi^+\pi^-)$ (GeV)	Event yield	Mass (MeV)	χ^2/ndf	S (σ)
4.1–4.2	66 ± 38	3902.2 ± 10.6	24.1/15	1.7
4.2–4.25	167 ± 41	3881.3 ± 6.1	14.6/15	4.3
4.25–4.3	58 ± 35	3910.7 ± 15.7	23.6/17	1.6
4.3–4.4	80 ± 48	3886.5 ± 13.0	26.3/19	1.8
4.4–4.7	206 ± 65	3905.7 ± 9.5	35.8/26	3.2
4.7–5.0	19 ± 25	3884.7 ± 26.6	21/22	0.4
4.2–4.7	$502 \pm 92 \pm 64$	$3895.0 \pm 5.2_{-2.7}^{+4.0}$	36.8/30	4.6

have tested this by fixing the mass to $m = 3886.6$ MeV [4]. The fit gives a yield of 480 ± 91 , $\chi^2/\text{ndf} = 39/31$ and significance $S = 5.4\sigma$ that differ very little from our baseline result. A slightly better fit is obtained with the mass and width fixed to the PDG values [4] for just those measurements that use the final state $Z_c^{\pm,0} \rightarrow J/\psi\pi^{\pm,0}$: $m = 3893.3$ MeV and $\Gamma = 36.8$ MeV. In this case, we obtain $\chi^2/\text{ndf} = 35.9/31$, a yield of 580 ± 104 and $S = 5.7\sigma$. We conclude that variations in the choice of Z_c^+ mass and width have only a small effect upon our conclusions.

The systematic uncertainties are taken into account in the estimate of the significance by convolving the p-value as a function of signal yield with a Gaussian function with a mean corresponding to our measured value and width equal to the systematic uncertainty on the yield. Adding the systematic uncertainty changes the significance for the baseline fit from 5.6σ to 4.6σ .

B. Normalization to $B_d^0 \rightarrow J/\psi K^*$

We normalize the $Z_c^+(3900) \rightarrow J/\psi\pi^+$ signal in the parent $J/\psi\pi^+\pi^-$ mass range of 4.2–4.7 GeV to the number of events of the decay $B_d^0 \rightarrow J/\psi K^*$. The latter are required to satisfy the same stringent kinematic and quality cuts as applied to the $J/\psi\pi^+\pi^-$ except that the K^* veto is replaced with the requirement that at least one $K^\pm\pi^\mp$ pair be within the K^* mass window. If two such pairs are present, we select the $K^\pm\pi^\mp$ combination with mass closer to the K^* mass. We fit the distribution to a sum of a signal described by a double Gaussian function and a quadratic polynomial background. We find the number of B_d^0 decays $N(B_d^0) = 5900 \pm 116$ (stat) and obtain the ratio of the observed number of events $502/5900 = 0.085 \pm 0.019$ where the uncertainty is a sum in quadrature of the statistical and systematic uncertainties (0.016 and 0.011, respectively). Since the two processes have the same topology and the kinematic restrictions assure a uniform track finding efficiency, we assume that the efficiency factors cancel out in the ratio. The invariant-mass $J/\psi K\pi$ distribution and the fit results are shown in Fig. 5.

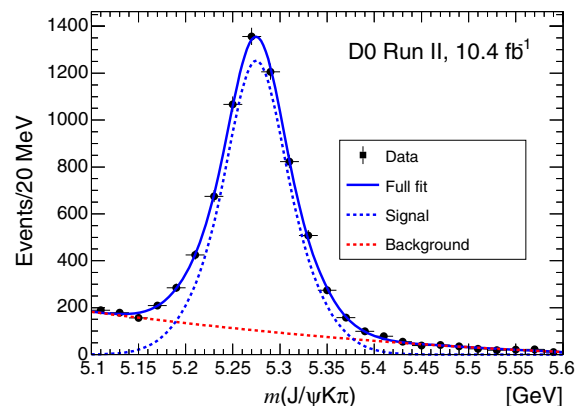


FIG. 5. The invariant-mass distribution of accepted $J/\psi + 2$ track candidates under the $J/\psi K^\pm\pi^\mp$ hypothesis with a requirement that (at least) one of the $K^\pm\pi^\mp$ combinations is within the K^* window (see the text).

Figure 6 shows a comparison of the decay length distribution of the $Z_c^+(3900)$ signal events, obtained by fitting $m(J/\psi\pi^+)$ in bins of the decay length, and that of the B_d^0 signal from the $B_d^0 \rightarrow J/\psi K^*$ decay. The mean

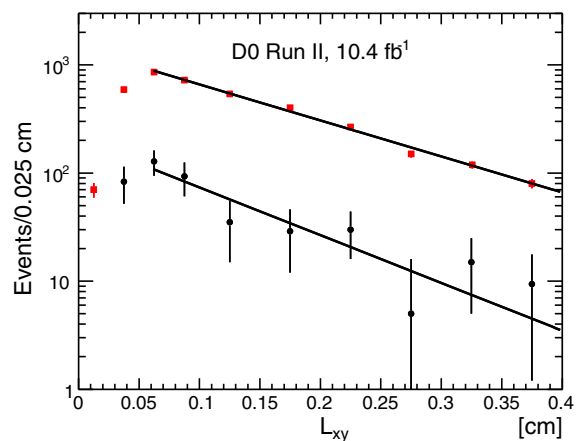


FIG. 6. The decay length distribution of $Z_c^+(3900)$ events (black circles) and $B_d^0 \rightarrow J/\psi K^*$ events (red squares).

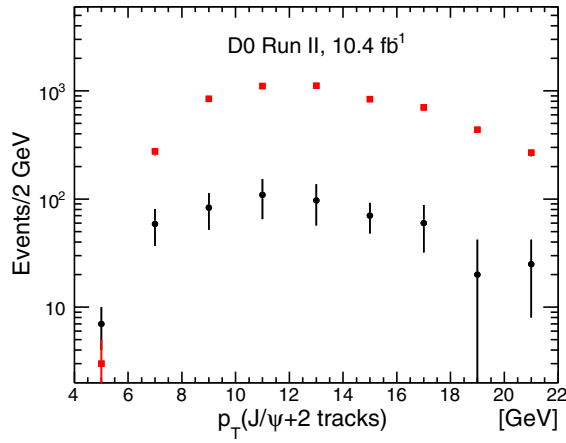


FIG. 7. The p_T of the $J/\psi\pi^+\pi^-$ parents of the $Z_c^+(3900)$ events (black circles) and of the B_d^0 in the $J/\psi K^*$ channel (red squares).

lifetime of a b -hadron admixture averaged over all b species is similar to the B_d^0 lifetime, and the momentum distributions are similar. We therefore expect the decay length distribution of the two states to show general agreement. The distributions show exponential behavior $N \sim e^{-L_{xy}/\Lambda}$ in the region above $L_{xy} = 0.025$ cm where the efficiency is constant, with consistent coefficients of $\Lambda = 0.098 \pm 0.030$ and 0.130 ± 0.004 cm for the $Z_c^+(3900)$ and B_d^0 , respectively, supporting the claim that the signal events come from b -hadron decays. The turnover at low L_{xy} occurs because some events of which the L_{xy} resolution is small can pass the 5σ significance cut for lower values of L_{xy} . Figure 7 compares the p_T distribution of the $J/\psi\pi^+\pi^-$ system in $Z_c^+(3900)$ events and the p_T distribution of B_d^0 in the $J/\psi K^*$ channel. The two distributions are similar, as expected for decay products of b hadrons. The average p_T of the former (12.5 GeV) is lower than the average p_T of B_d^0 (13.6 GeV) because the $J/\psi\pi^+\pi^-$ system carries less than 100% of the parent b -hadron's momentum.

C. Search for the $Z_c^+(3900)$ in the decay $\bar{B}_d^0 \rightarrow J/\psi\pi^+K^-$

As mentioned in Sec. I, the Belle Collaboration [7] did not see a significant signal of the $Z_c^+(3900)$ in the decay $\bar{B}^0 \rightarrow J/\psi\pi^+K^-$. Their amplitude analysis confirmed the $Z_c(4430)$ and led to an observation of a new resonance, $Z_c(4200)$. We have studied the $J/\psi\pi^+$ mass in events consistent with this decay, excluding the events consistent with the decay $\bar{B}_d^0 \rightarrow J/\psi K^*$. Figure 8(a) shows the scatter plot of $m(J/\psi\pi^+)$ vs $m(J/\psi\pi^+K^-)$. There is no indication of the $Z_c^+(3900)$, and the spectrum of $m(J/\psi\pi^+)$ above 4 GeV is consistent with the resonance structures observed in Fig. 8 of Ref. [7]. Figure 8(b)

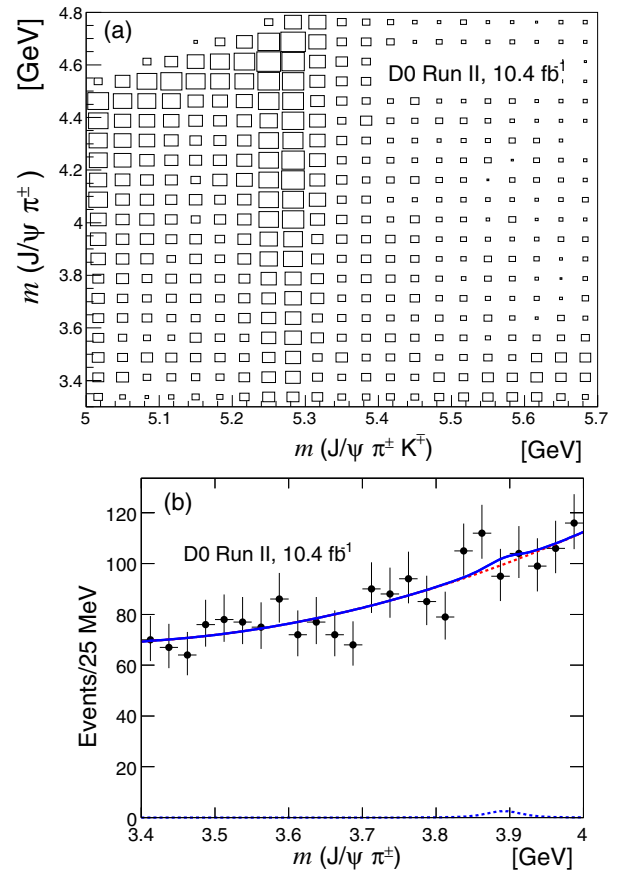


FIG. 8. (a) The scatter plot of $m(J/\psi\pi^+)$ vs $m(J/\psi\pi^+K^-)$ in the decay $\bar{B}_d^0 \rightarrow J/\psi\pi^+K^-$ with the K^* mass range removed. (b) The $m(J/\psi\pi^+)$ distribution in a limited range, for events in the B_d^0 mass window defined as $5.15 < m(J/\psi\pi^+K^-) < 5.4$ GeV, and a fit allowing for a $Z_c^+(3900)$ signal and a quadratic background.

shows the $m(J/\psi\pi^+)$ distribution in a limited range and a fit allowing for a $Z_c^+(3900)$ signal and a quadratic background. The fit gives an upper limit of 90 signal events at 90% C.L. Normalizing to the 5900 events of the $B_d^0 \rightarrow J/\psi K^*$ decay, we obtain an upper limit on the ratio of the two processes of 0.015, to be compared to a limit of 0.0011 obtained by Belle.

VII. SUMMARY AND CONCLUSIONS

In summary, our study of the semi-inclusive decays of b hadrons $H_b \rightarrow J/\psi\pi^+\pi^-$ anything reveals a $Z_c^\pm(3900)$ signal that is correlated with the $J/\psi\pi^+\pi^-$ system in the invariant-mass range 4.2–4.7 GeV that would include the neutral charmoniumlike states $\psi(4260)$ and $\psi(4360)$ [4]. There is an indication that some events arise from H_b decays to an intermediate $J/\psi\pi^+\pi^-$ combination with mass above that of the $\psi(4360)$, with subsequent decay to $Z_c^\pm(3900)\pi^\mp$.

The measured mass of the $Z_c^\pm(3900)$ resonance is $m = 3895.0 \pm 5.2(\text{stat})_{-2.7}^{+4.0}(\text{syst})$ MeV. The significance, including systematic uncertainties, is 4.6 standard deviations. We confirm the conclusion of Ref. [7] that there is no significant production of the $Z_c^+(3900)$ in the decay $\bar{B}_d^0 \rightarrow J/\psi\pi^+K^-$. We set an upper limit on the rate of the process $B_d^0 \rightarrow Z_c^+(3900)K^-$ relative to $B_d^0 \rightarrow J/\psi K^*$ at 0.015 at the 90% C.L. With the present data sample, we have no sensitivity to prompt production of the $Z_c^\pm(3900)$ in $p\bar{p}$ collisions.

ACKNOWLEDGMENTS

This document was prepared by the D0 Collaboration using the resources of the Fermi National Accelerator Laboratory (Fermilab), a U.S. Department of Energy, Office of Science, HEP User Facility. Fermilab is managed by Fermi Research Alliance, LLC, acting under Contract No. DE-AC02-07CH11359. We thank the staffs at Fermilab and collaborating institutions and acknowledge support from the Department of Energy and National Science Foundation (USA); Alternative Energies and Atomic Energy Commission and National Center for Scientific Research/National Institute of Nuclear and Particle Physics (France); Ministry of Education and

Science of the Russian Federation, National Research Center ‘‘Kurchatov Institute’’ of the Russian Federation, and Russian Foundation for Basic Research (Russia); National Council for the Development of Science and Technology and Carlos Chagas Filho Foundation for the Support of Research in the State of Rio de Janeiro (Brazil); Department of Atomic Energy and Department of Science and Technology (India); Administrative Department of Science, Technology and Innovation (Colombia); National Council of Science and Technology (Mexico); National Research Foundation of Korea (Korea); Foundation for Fundamental Research on Matter (Netherlands); Science and Technology Facilities Council and The Royal Society (United Kingdom); Ministry of Education, Youth and Sports (Czech Republic); Bundesministerium für Bildung und Forschung (Federal Ministry of Education and Research) and Deutsche Forschungsgemeinschaft (German Research Foundation) (Germany); Science Foundation Ireland (Ireland); Swedish Research Council (Sweden); China Academy of Sciences and National Natural Science Foundation of China (China); and Ministry of Education and Science of Ukraine (Ukraine).

-
- [1] Z. Q. Liu *et al.* (Belle Collaboration), Study of $e^+e^- \rightarrow \pi^+\pi^-J/\psi$ and Observation of a Charged Charmoniumlike State at Belle, *Phys. Rev. Lett.* **110**, 252002 (2013).
- [2] M. Ablikim *et al.* (BESIII Collaboration), Observation of a Charged Charmoniumlike Structure in $e^+e^- \rightarrow \pi^+\pi^-J/\psi$ at $\sqrt{s} = 4.26$ GeV, *Phys. Rev. Lett.* **110**, 252001 (2013).
- [3] M. Ablikim *et al.* (BESIII Collaboration), Precise Measurement of the $e^+e^- \rightarrow \pi^+\pi^-J/\psi$ Cross Section at Center-of-Mass Energies from 3.77 to 4.60 GeV, *Phys. Rev. Lett.* **118**, 092001 (2017).
- [4] M. Tanabashi *et al.* (Particle Data Group Collaboration), Review of particle physics*, *Phys. Rev. D* **98**, 030001 (2018).
- [5] M. Ablikim *et al.* (BESIII Collaboration), Confirmation of a charged charmoniumlike state $Z_c(3885)^\mp$ in $e^+e^- \rightarrow \pi^\pm(D\bar{D}^*)^\mp$ with double D tag, *Phys. Rev. D* **92**, 092006 (2015).
- [6] M. Ablikim *et al.* (BESIII Collaboration), Determination of the Spin and Parity of the $Z_c(3900)$, *Phys. Rev. Lett.* **119**, 072001 (2017).
- [7] K. Chilikin *et al.* (Belle Collaboration), Observation of a new charged charmoniumlike state in $\bar{B}^0 \rightarrow J/\psi K^- \pi^+$ decays, *Phys. Rev. D* **90**, 112009 (2014).
- [8] R. Aaij *et al.* (LHCb Collaboration), Measurement of the resonant and CP components in $\bar{B}^0 \rightarrow J/\psi\pi^+\pi^-$ decays, *Phys. Rev. D* **90**, 012003 (2014).
- [9] B. Aubert *et al.* (BABAR Collaboration), Study of the $X(3872)$ and $Y(4260)$ in $B^0 \rightarrow J/\psi\pi^+\pi^-K^0$ and $B \rightarrow J/\psi\pi^+\pi^-K^-$ decays, *Phys. Rev. D* **73**, 011101 (2006).
- [10] V. M. Abazov *et al.* (D0 Collaboration), The upgraded D0 detector, *Nucl. Instrum. Methods Phys. Res., Sect. A* **565**, 463 (2006).
- [11] R. Angstadt *et al.*, The layer 0 inner silicon detector of the D0 experiment, *Nucl. Instrum. Methods Phys. Res., Sect. A* **622**, 298 (2010).
- [12] V. M. Abazov *et al.* (D0 Collaboration), The muon system of the Run II D0 detector, *Nucl. Instrum. Methods Phys. Res., Sect. A* **552**, 372 (2005).
- [13] $\eta = -\ln[\tan(\theta/2)]$ is the pseudorapidity, and θ is the polar angle between the track momentum vector and the proton beam direction. ϕ is the azimuthal angle of the track. The pseudorapidity defined using the polar angle measured with a coordinate origin at the center of the detector is called η_{det} .
- [14] C. Albajar *et al.* (UA1 Collaboration), Beauty production at the CERN $p\bar{p}$ collider, *Phys. Lett. B* **256**, 121 (1991).

- [15] F. Abe *et al.* (CDF Collaboration), Inclusive J/ψ , $\psi(2S)$, and b -Quark Production in $\bar{p}p$ Collisions at $\sqrt{s} = 1.8$ TeV, *Phys. Rev. Lett.* **69**, 3704 (1992); Production of J/ψ mesons from χ_c χ c meson decays in $\bar{p}p$ collisions at $\sqrt{s} = 1.8$ TeV, *Phys. Rev. Lett.* **79**, 578 (1997).
- [16] S. Abachi *et al.* (D0 Collaboration), J/ψ production in $p\bar{p}$ collisions at $\sqrt{s} = 1.8$ TeV, *Phys. Lett. B* **370**, 239 (1996).
- [17] The impact parameter is defined as the distance of closest approach of the track to the $p\bar{p}$ collision point projected onto the plane transverse to the $p\bar{p}$ beams.
- [18] J. Abdallah *et al.* (DELPHI Collaboration), b -tagging at DELPHI at LEP, *Eur. Phys. J. C* **32**, 185 (2004).
- [19] J. E. Cavanaugh, Unifying the derivations of the Akaike and corrected Akaike information criteria, *Stat. Probab. Lett.* **33**, 201 (1997).
- [20] V. M. Abazov *et al.* (D0 Collaboration), Inclusive Production of the $X(4140)$ State in $p\bar{p}$ Collisions at D0, *Phys. Rev. Lett.* **115**, 232001 (2015).