



HAL
open science

Determination of electroweak parameters in polarised deep-inelastic scattering at HERA

V. Andreev, A. Baghdasaryan, K. Begzsuren, A. Belousov, A. Bolz, V. Boudry, G. Brandt, V. Brisson, D. Britzger, A. Buniatyan, et al.

► **To cite this version:**

V. Andreev, A. Baghdasaryan, K. Begzsuren, A. Belousov, A. Bolz, et al.. Determination of electroweak parameters in polarised deep-inelastic scattering at HERA. Eur.Phys.J.C, 2018, 78 (9), pp.777. 10.1140/epjc/s10052-018-6236-8 . hal-01846597

HAL Id: hal-01846597

<https://hal.science/hal-01846597>

Submitted on 5 Nov 2018

HAL is a multi-disciplinary open access archive for the deposit and dissemination of scientific research documents, whether they are published or not. The documents may come from teaching and research institutions in France or abroad, or from public or private research centers.

L'archive ouverte pluridisciplinaire **HAL**, est destinée au dépôt et à la diffusion de documents scientifiques de niveau recherche, publiés ou non, émanant des établissements d'enseignement et de recherche français ou étrangers, des laboratoires publics ou privés.

Determination of electroweak parameters in polarised deep-inelastic scattering at HERA

H1 Collaboration and H. Spiesberger (Mainz)

V. Andreev¹⁹, A. Baghdasaryan³¹, K. Begzsuren²⁸, A. Belousov¹⁹, A. Bolz¹², V. Boudry²², G. Brandt⁴⁰, V. Brisson^{21,†}, D. Britzger¹², A. Buniatyan², A. Bylinkin⁴², L. Bystritskaya¹⁸, A. J. Campbell¹⁰, K. B. Cantun Avila¹⁷, K. Cerny²⁵, V. Chekelian²⁰, J. G. Contreras¹⁷, J. Cvach²⁴, J. B. Dainton¹⁴, K. Daum³⁰, C. Diaconu¹⁶, M. Dobre⁴, G. Eckerlin¹⁰, S. Egli²⁹, E. Elsen³⁷, L. Favart³, A. Fedotov¹⁸, J. Feltesse⁹, M. Fleischer¹⁰, A. Fomenko¹⁹, J. Gayler¹⁰, L. Goerlich⁶, N. Gogitidze¹⁹, M. Gouzevitch³⁵, C. Grab³³, A. Grebenyuk³, T. Greenshaw¹⁴, G. Grindhammer²⁰, D. Haidt¹⁰, R. C. W. Henderson¹³, J. Hladký²⁴, D. Hoffmann¹⁶, R. Horisberger²⁹, T. Hreus³, F. Huber¹², M. Jacquet²¹, X. Janssen³, A. W. Jung⁴³, H. Jung¹⁰, M. Kapichine⁸, J. Katzy¹⁰, C. Kiesling²⁰, M. Klein¹⁴, C. Kleinwort¹⁰, R. Kogler¹¹, P. Kostka¹⁴, J. Kretzschmar¹⁴, D. Krücker¹⁰, K. Krüger¹⁰, M. P. J. Landon¹⁵, W. Lange³², P. Laycock¹⁴, A. Lebedev¹⁹, S. Levonian¹⁰, K. Lipka¹⁰, B. List¹⁰, J. List¹⁰, B. Lobodzinski²⁰, E. Malinowski¹⁹, H.-U. Martyn¹, S. J. Maxfield¹⁴, A. Mehta¹⁴, A. B. Meyer¹⁰, H. Meyer³⁰, J. Meyer¹⁰, S. Mikocki⁶, A. Morozov⁸, K. Müller³⁴, Th. Naumann³², P. R. Newman², C. Niebuhr¹⁰, G. Nowak⁶, J. E. Olsson¹⁰, D. Ozerov²⁹, C. Pascaud²¹, G. D. Patel¹⁴, E. Perez³⁷, A. Petrukhin³⁵, I. Picuric²³, D. Pitzl¹⁰, R. Polifka³⁷, V. Radescu⁴⁴, N. Raicevic²³, T. Ravdandorj²⁸, P. Reimer²⁴, E. Rizvi¹⁵, P. Robmann³⁴, R. Roosen³, A. Rostovtsev⁴¹, M. Rotaru⁴, D. Šálek²⁵, D. P. C. Sankey⁵, M. Sauter¹², E. Sauvan^{16,39}, S. Schmitt^{10,a}, L. Schoeffel⁹, A. Schönig¹², F. Sefkow¹⁰, S. Shushkevich³⁶, Y. Soloviev¹⁹, P. Sopicki⁶, D. South¹⁰, V. Spaskov⁸, A. Specka²², H. Spiesberger⁴⁵, M. Steder¹⁰, B. Stella²⁶, U. Straumann³⁴, T. Sykora^{3,25}, P. D. Thompson², D. Traynor¹⁵, P. Truöl³⁴, I. Tsakov²⁷, B. Tseepeldorj^{28,38}, A. Valkárová²⁵, C. Vallée¹⁶, P. Van Mechelen³, Y. Vazdik^{19,†}, D. Wegener⁷, E. Wunsch¹⁰, J. Žáček¹⁰, Z. Zhang²¹, R. Žlebčík²⁵, H. Zohrabyan³¹, F. Zomer²¹

¹ I. Physikalisches Institut der RWTH, Aachen, Germany

² School of Physics and Astronomy, University of Birmingham, Birmingham, UK^c

³ Inter-University Institute for High Energies ULB-VUB, Brussels and Universiteit Antwerpen, Antwerp, Belgium^d

⁴ Horia Hulubei National Institute for R&D in Physics and Nuclear Engineering (IFIN-HH), Bucharest, Romania^j

⁵ Rutherford Appleton Laboratory, STFC, Didcot, Oxfordshire, UK^c

⁶ Institute of Nuclear Physics, Polish Academy of Sciences, 31342 Kraków, Poland^e

⁷ Institut für Physik, TU Dortmund, Dortmund, Germany^b

⁸ Joint Institute for Nuclear Research, Dubna, Russia

⁹ Irfu/SPP, CE Saclay, Gif-sur-Yvette, France

¹⁰ DESY, Hamburg, Germany

¹¹ Institut für Experimentalphysik, Universität Hamburg, Hamburg, Germany^b

¹² Physikalisches Institut, Universität Heidelberg, Heidelberg, Germany^b

¹³ Department of Physics, University of Lancaster, Lancaster, UK^c

¹⁴ Department of Physics, University of Liverpool, Liverpool, UK^c

¹⁵ School of Physics and Astronomy, Queen Mary, University of London, London, UK^c

¹⁶ Aix Marseille Université, CNRS/IN2P3, CPPM UMR 7346, 13288 Marseille, France

¹⁷ Departamento de Física Aplicada, CINVESTAV, Mérida, Yucatán, Mexico^h

¹⁸ Institute for Theoretical and Experimental Physics, Moscow, Russiaⁱ

¹⁹ Lebedev Physical Institute, Moscow, Russia

²⁰ Max-Planck-Institut für Physik, Munich, Germany

²¹ LAL, Université Paris-Sud, CNRS/IN2P3, Orsay, France

²² LLR, Ecole Polytechnique, CNRS/IN2P3, Palaiseau, France

²³ Faculty of Science, University of Montenegro, Podgorica, Montenegro^k

²⁴ Institute of Physics, Academy of Sciences of the Czech Republic, Prague, Czech Republic^f

²⁵ Faculty of Mathematics and Physics, Charles University, Prague, Czech Republic^f

²⁶ Dipartimento di Fisica, Università di Roma Tre and INFN Roma 3, Rome, Italy

²⁷ Institute for Nuclear Research and Nuclear Energy, Sofia, Bulgaria

²⁸ Institute of Physics and Technology of the Mongolian Academy of Sciences, Ulaanbaatar, Mongolia

²⁹ Paul Scherrer Institute, Villigen, Switzerland

³⁰ Fachbereich C, Universität Wuppertal, Wuppertal, Germany

³¹ Yerevan Physics Institute, Yerevan, Armenia³² DESY, Zeuthen, Germany³³ Institut für Teilchenphysik, ETH, Zurich, Switzerland[§]³⁴ Physik-Institut der Universität Zürich, Zurich, Switzerland[§]³⁵ Université Claude Bernard Lyon 1, CNRS/IN2P3, Villeurbanne, France³⁶ Now at Skobel'syn Institute of Nuclear Physics, Lomonosov Moscow State University, Moscow, Russia³⁷ Now at CERN, Geneva, Switzerland³⁸ Also at Ulaanbaatar University, Ulaanbaatar, Mongolia³⁹ Also at LAPP, Université de Savoie, CNRS/IN2P3, Annecy-le-Vieux, France⁴⁰ II. Physikalisches Institut, Universität Göttingen, Göttingen, Germany⁴¹ Now at Institute for Information Transmission Problems RAS, Moscow, Russia[†]⁴² Moscow Institute of Physics and Technology, Dolgoprudny, Moscow Region, Russian Federation^m⁴³ Department of Physics and Astronomy, Purdue University, 525 Northwestern Ave, West Lafayette, IN 47907, USA⁴⁴ Department of Physics, Oxford University, Oxford, UK⁴⁵ PRISMA Cluster of Excellence, Institute of Physics, Johannes Gutenberg-Universität, Mainz, Germany

Received: 5 June 2018 / Accepted: 10 September 2018 / Published online: 26 September 2018

© The Author(s) 2018

Abstract The parameters of the electroweak theory are determined in a combined electroweak and QCD analysis using all deep-inelastic e^+p and e^-p neutral current and charged current scattering cross sections published by the H1 Collaboration, including data with longitudinally polarised lepton beams. Various fits to Standard Model parameters in the on-shell scheme are performed. The mass of the W boson is determined as $m_W = 80.520 \pm 0.115$ GeV. The axial-vector and vector couplings of the light quarks to the Z boson are also determined. Both results improve the precision of previous H1 determinations based on HERA-I data by about a factor of two. Possible scale dependence of the weak coupling parameters in both neutral and charged current interactions beyond the Standard Model is also studied.

Dedicated to the memory of our dear friend and colleague Violette Brisson.

^a e-mail: sschmitt@mail.desy.de^b Supported by the Bundesministerium für Bildung und Forschung, FRG, under contract numbers 05H09GUF, 05H09VHC, 05H09VHF, 05H16PEA^c Supported by the UK Science and Technology Facilities Council, and formerly by the UK Particle Physics and Astronomy Research Council^d Supported by FNRS-FWO-Vlaanderen, IISN-IKW and IWT and by Interuniversity Attraction Poles Programme, Belgian Science Policy^e Partially Supported by Polish Ministry of Science and Higher Education, Grant DPN/N168/DESY/2009^f Supported by the Ministry of Education of the Czech Republic under the Project INGO-LG14033[§] Supported by the Swiss National Science Foundation^h Supported by CONACYT, México, Grant 48778-Fⁱ Russian Foundation for Basic Research (RFBR), Grant no. 1329.2008.2 and Rosatom^j Supported by the Romanian National Authority for Scientific Research under the contract PN 09370101^k Partially Supported by Ministry of Science of Montenegro, no. 05-1/3-3352[†] Russian Foundation for Sciences, Project no. 14-50-00150^m Ministry of Education and Science of Russian Federation Contract no. 02.A03.21.0003[†] Deceased

All results are found to be consistent with the Standard Model expectations.

1 Introduction

Since the discovery of weak neutral currents in 1973 [1,2], the Glashow–Weinberg–Salam model [3–10] has been established as the theory of electroweak (EW) interactions and as the core of the Standard Model (SM) of particle physics. Already since these early times, deep-inelastic lepton-hadron scattering (DIS) experiments with longitudinally polarised electron beams have provided indispensable results [11,12] for its great success. Nowadays, EW theory has been tested in great detail at lower scales with muon life-time measurements [13] and neutrino scattering experiments [14–18], with precision measurements at the Z pole and at even higher scales [19–24]. The H1 Collaboration has performed first studies of weak interactions at the HERA electron-proton collider in 1993: the measurement of the total charged-current cross section demonstrated for the first time the presence of the W -boson propagator [25]. DIS at HERA provides complementary testing ground for studying EW processes at the EW energy scale in the space-like regime. The centre-of-mass energy at HERA nicely fills the gap between low-energy neutrino or muon experiments and high-energy collider experiments, and it offers the possibility to study neutral and charged currents (NC and CC) on equal footing.

The H1 experiment [26–29] at the HERA collider recorded collisions of electrons and positrons of 27.6 GeV and unpolarised protons of up to 920 GeV during the HERA-I running period in the years 1992–2000, and the HERA-II running period in the years 2003–2007. These data provide a large set of precise NC and CC cross section measurements. They are an important input to study Quantum Chromodynamics

(QCD), the theory of the strong force, and are indispensable for exploring the structure of the proton. Furthermore, at the HERA centre-of-mass energy of up to $\sqrt{s} = 319$ GeV, EW effects such as γZ interference significantly contribute to the inclusive NC DIS cross sections at high values of negative four-momentum transfers squared (Q^2). The CC interactions are solely mediated by charged W bosons. This allows for a determination of EW parameters from inclusive NC and CC DIS data at high Q^2 up to 50,000 GeV²

At HERA, several determinations of the W -boson mass (m_W) have been performed by the H1 and ZEUS experiments based on different data samples collected during the HERA-I data taking period [30–34]. A first EW analysis was performed using the complete HERA-I data collected by H1 [35], where the weak neutral-current couplings of the light quarks to the Z boson, the axial-vector ($g_A^{u/d}$) and vector ($g_V^{u/d}$) couplings, and m_W and the top-quark mass (m_t) were determined. Analyses using H1 data from HERA-I and HERA-II cross section measurements together with ZEUS data have been reported by the ZEUS Collaboration [36] and by Abt et al. [37].

In the present analysis, the entire set of inclusive NC and CC DIS cross sections measured by the H1 Collaboration during the HERA-I and HERA-II running periods is exploited. The studies thus benefit from the improved statistical precision of the data samples, as compared to the previous analysis [35]. In addition, the longitudinal polarisation of the lepton beams in the HERA-II running provides new sensitivity.

The EW parameters are determined together with the parameters of parton density functions (PDFs) of the proton in combined fits, thus accounting for their correlated uncertainties. The cross section predictions used in this analysis include next-to-next-to-leading order (NNLO) QCD corrections at the hadronic vertex and next-to-leading order (NLO) EW corrections. Within the SM framework the masses of the W and Z bosons and the couplings of the light quarks are determined. Potential modifications from physics beyond the SM are explored. EW parameters are tested in DIS at space-like four-momentum transfer. Therefore, the studies presented here are complementary to measurements of EW parameters at e^+e^- or pp colliders, which are performed in the time-like regime for example at the Z pole or at the WW threshold.

2 Theoretical framework

NC interactions in the process $e^\pm p \rightarrow e^\pm X$ are mediated by a virtual photon (γ) or Z boson in the t -channel, and the cross section is expressed in terms of generalised structure functions \tilde{F}_2^\pm , $x\tilde{F}_3^\pm$ and \tilde{F}_L^\pm at EW leading order (LO) as

$$\frac{d^2\sigma^{\text{NC}}(e^\pm p)}{dx dQ^2} = \frac{2\pi\alpha^2}{xQ^4} \left[Y_+ \tilde{F}_2^\pm(x, Q^2) \mp Y_- x \tilde{F}_3^\pm(x, Q^2) - y^2 \tilde{F}_L^\pm(x, Q^2) \right], \quad (1)$$

where α is the fine structure constant and x denotes the Bjorken scaling variable (see e.g. [38]). The helicity dependence of the interaction is contained in the terms $Y_\pm = 1 \pm (1 - y)^2$ with y being the inelasticity of the process. The generalised structure functions can be separated into contributions from pure γ - and Z -exchange and their interference [39],

$$\tilde{F}_2^\pm = F_2 - (g_V^e \pm P_e g_A^e) \kappa_Z F_2^{\gamma Z} + [(g_V^e g_V^e + g_A^e g_A^e) \pm 2P_e g_V^e g_A^e] \kappa_Z^2 F_2^Z, \quad (2)$$

$$\tilde{F}_3^\pm = -(g_A^e \pm P_e g_V^e) \kappa_Z F_3^{\gamma Z} + [2g_V^e g_A^e \pm P_e (g_V^e g_V^e + g_A^e g_A^e)] \kappa_Z^2 F_3^Z, \quad (3)$$

and similarly for \tilde{F}_L . The variables g_A^e and g_V^e stand for the axial-vector and vector couplings of the lepton e^\pm to the Z boson, respectively. The degree of longitudinal polarisation of the incoming lepton is denoted as P_e .

The Q^2 -dependent coefficient κ_Z accounts for the Z -boson propagator,

$$\begin{aligned} \kappa_Z(Q^2) &= \frac{Q^2}{Q^2 + m_Z^2} \frac{1}{4\sin^2\theta_W \cos^2\theta_W} \\ &= \frac{Q^2}{Q^2 + m_Z^2} \frac{G_F m_Z^2}{2\sqrt{2}\pi\alpha}. \end{aligned} \quad (4)$$

It can be normalised using the weak mixing angle, $\sin^2\theta_W = 1 - m_W^2/m_Z^2$, i.e. using the W and Z boson masses, m_W and m_Z , or the Fermi coupling constant G_F , which is measured with high precision in muon-decay experiments [13]. The structure functions are related to linear combinations of the quark and anti-quark momentum distributions, xq and $x\bar{q}$. For instance, the F_2 and $x F_3$ structure functions in the naive quark-parton model, i.e. at LO in QCD, are:

$$\begin{aligned} [F_2, F_2^{\gamma Z}, F_2^Z] &= x \sum_q [Q_q^2, 2Q_q g_V^q, g_V^q g_V^q + g_A^q g_A^q] \{q + \bar{q}\}, \end{aligned} \quad (5)$$

$$x [F_3^{\gamma Z}, F_3^Z] = x \sum_q [2Q_q g_A^q, 2g_V^q g_A^q] \{q - \bar{q}\}. \quad (6)$$

The axial-vector and vector couplings of the quarks q to the Z boson, g_A^q and g_V^q , depend on the electric charge, Q_q , in units of the positron charge, and on the third component of the weak-isospin of the quarks, $I_{L,q}^3$. In terms of $\sin^2\theta_W$, they are given by the standard EW theory:

$$g_A^q = I_{L,q}^3, \quad (7)$$

$$g_V^q = I_{L,q}^3 - 2Q_q \sin^2\theta_W. \quad (8)$$

The same formulae also apply to the lepton couplings $g_{A/V}^e$.

Universal higher-order corrections, to be discussed below, can be taken into account by introducing Q^2 -dependent form factors $\rho_{\text{NC},q}$ and $\kappa_{\text{NC},q}$ [40], replacing Eqs. (7) and (8) by

$$g_A^q = \sqrt{\rho_{\text{NC},q}} I_{L,q}^3, \tag{9}$$

$$g_V^q = \sqrt{\rho_{\text{NC},q}} \left(I_{L,q}^3 - 2Q_q \kappa_{\text{NC},q} \sin^2 \theta_W \right). \tag{10}$$

The CC cross section at LO is written as

$$\begin{aligned} & \frac{d^2 \sigma^{\text{CC}}(e^\pm p)}{dx dQ^2} \\ &= (1 \pm P_e) \frac{G_F^2}{4\pi x} \left[\frac{m_W^2}{m_W^2 + Q^2} \right]^2 \left(Y_+ W_2^\pm(x, Q^2) \right. \\ & \quad \left. \mp Y_{-x} W_3^\pm(x, Q^2) - y^2 W_L^\pm(x, Q^2) \right). \end{aligned} \tag{11}$$

In the quark-parton model, $W_L^\pm = 0$, and the structure functions W_2^\pm and xW_3^\pm are obtained from the parton distribution functions. For electron scattering, only positively charged quarks contribute:

$$W_2^- = x(U + \bar{D}), \quad xW_3^- = x(U - \bar{D}), \tag{12}$$

while negatively charged quarks contribute to positron scattering:

$$W_2^+ = x(\bar{U} + D), \quad xW_3^+ = x(D - \bar{U}). \tag{13}$$

Below the top-quark threshold, one has

$$U = u + c, \quad \bar{U} = \bar{u} + \bar{c}, \quad D = d + s, \quad \bar{D} = \bar{d} + \bar{s}. \tag{14}$$

Higher-order EW corrections are collected in form factors $\rho_{\text{CC},eq/e\bar{q}}$. They modify the LO expressions Eqs. (12) and (13) as

$$\begin{aligned} W_2^- &= x \left(\rho_{\text{CC},eq}^2 U + \rho_{\text{CC},e\bar{q}}^2 \bar{D} \right), \\ xW_3^- &= x \left(\rho_{\text{CC},eq}^2 U - \rho_{\text{CC},e\bar{q}}^2 \bar{D} \right), \end{aligned} \tag{15}$$

$$\begin{aligned} W_2^+ &= x \left(\rho_{\text{CC},eq}^2 \bar{U} + \rho_{\text{CC},e\bar{q}}^2 D \right), \\ xW_3^+ &= x \left(\rho_{\text{CC},e\bar{q}}^2 D - \rho_{\text{CC},eq}^2 \bar{U} \right). \end{aligned} \tag{16}$$

In the on-shell (OS) scheme [41,42], the independent parameters of the SM EW theory are determined by the fine structure constant α and the masses of the gauge bosons, the Higgs boson m_H , and the fermions m_f . The weak mixing angle is then fixed, and G_F is a prediction, given by

$$G_F = \frac{\pi \alpha}{\sqrt{2} m_W^2} \frac{1}{\sin^2 \theta_W} \frac{1}{(1 - \Delta r)}, \tag{17}$$

where higher-order corrections enter through the quantity $\Delta r = \Delta r(\alpha, m_W, m_Z, m_H, m_t, \dots)$ [41], which describes corrections to the muon decay beyond the tree-level [43,44].

The ρ_{NC} , κ_{NC} and ρ_{CC} parameters are introduced to cover the universal higher-order EW corrections described by loop insertions in the boson propagators. The ρ_{NC} parameters absorb Z-boson propagator corrections combined with higher-order corrections entering the G_F - m_W - $\sin^2 \theta_W$ relation, Eq. (17), while the κ_{NC} parameters absorb one-loop γZ mixing propagator corrections. In addition, there are higher-order corrections to the photon propagator which can be taken into account by using the running fine structure constant. Non-universal corrections due to vertex one-loop Feynman graphs and box diagrams are added separately to the NC cross sections. For the CC cross sections, both universal and non-universal corrections can be combined into the form factors $\rho_{\text{CC},eq/e\bar{q}}$. The dominating corrections in this case are due to loop insertions in the W-boson propagator.

One-loop EW corrections have been calculated in Refs. [45–47] for NC and in Refs. [48,49] for CC scattering (see also Ref. [50] for a study of numerical results). The present analysis uses the implementation of EW higher-order corrections in the program EPRC described in Ref. [51]. The size of the purely weak one-loop corrections to the differential cross sections is displayed in Fig. 1 for selected values of Q^2 for $e^+ p$ scattering. It includes the $\rho_{\text{NC}/\text{CC}}$ and κ_{NC} form factors, as well as contributions from vertex and box graphs. The corresponding higher order corrections for electron scattering or for non-zero lepton beam polarisation differ by less than 0.01 units from the corrections shown in Fig. 1. Higher-order QED corrections due to real and virtual emission of photons, as well as vacuum polarisation, i.e. the running of the fine structure constant, also have to be taken into account [52,53]. These effects, however, had been considered for the cross section measurement and are therefore not included here.

In the OS scheme, used in this analysis, the higher-order correction factors ρ_{NC} , κ_{NC} and ρ_{CC} are calculated as a function of α and the input mass values. They depend quadratically on the top-quark mass through $\Delta \rho_t \sim m_t^2$, and logarithmically on the Higgs-boson mass, $\Delta \rho_H \sim \ln(m_H^2/m_W^2)$. On the Z pole they amount to about 4%. For DIS at HERA they are of similar size, but they exhibit a non-negligible Q^2 -dependence [54]. In a modified version of the OS scheme [55], commonly used in QCD analyses of DIS data, the Fermi constant can be used to fix the input parameters replacing the W-boson mass as an input parameter. In that case the one-loop corrections are very small, i.e. $\rho_{\text{CC},eq/e\bar{q}}$ deviate from 1 by a few per mille.

Many extensions of the SM predict modifications of the weak NC couplings. They can be described conveniently by introducing additional parameters ρ'_{NC} and κ'_{NC} , thus modifying the SM corrections. Also for charged current cross sec-

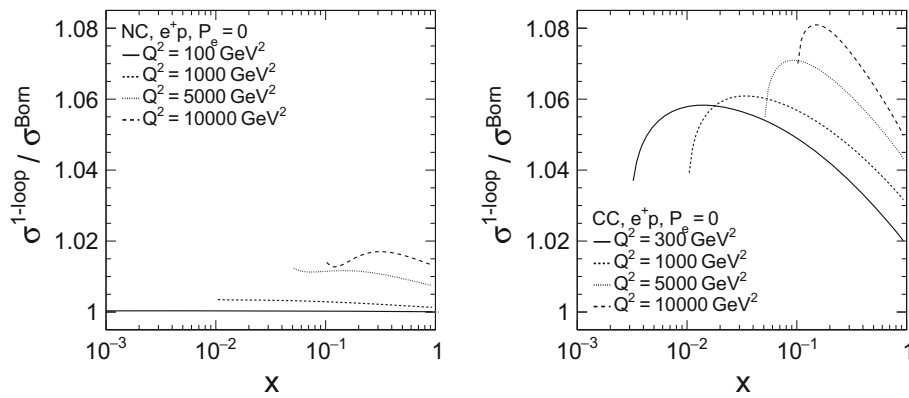


Fig. 1 Size of the purely weak one-loop corrections for the e^+p unpolarised inclusive NC DIS (left) and CC DIS (right) cross sections at selected values of Q^2 as a function of x . QED corrections due to real and virtual photons and corrections from the vacuum polarisation (the

running of α) are not included. The corrections for electron scattering and for the case of non-vanishing lepton beam polarisation are all very similar to the positron case, such that they differ by less than 0.01 units

tions, similar ρ'_{CC} parameters describing non-standard modifications of the CC couplings can be introduced. The ρ'_{NC} , κ'_{NC} and ρ'_{CC} are introduced through the following replacements in Eqs. (9), (10), (15) and (16):

$$\rho_{NC} \rightarrow \rho'_{NC} \rho_{NC}, \tag{18}$$

$$\kappa_{NC} \rightarrow \kappa'_{NC} \kappa_{NC}, \tag{19}$$

$$\rho_{CC} \rightarrow \rho'_{CC} \rho_{CC}. \tag{20}$$

In the SM, the parameters ρ'_{NC} , κ'_{NC} and ρ'_{CC} are defined to be 1. Various models with physics beyond the SM predict typical flavour-dependent deviations from 1 and therefore distinct parameters for quarks ($\rho'_{NC,q}$ and $\kappa'_{NC,q}$) and for leptons ($\rho'_{NC,e}$ and $\kappa'_{NC,e}$) are considered. These parameters may also depend on the energy scale. Precision EW measurements on the Z resonance are sensitive to the NC couplings at m_Z [19], while DIS is also probing their Q^2 dependence. For CC there could be independent modifications (ρ'_{CC}) for the lepton and quark couplings for each generation. However, only the product of lepton times quark couplings appears in the final expression for the cross section and therefore the same non-standard coupling for all generations is assumed here. Nonetheless, new 4-fermion operators can introduce a difference between electron-quark and electron-antiquark scattering, and thus two distinct parameters $\rho'_{CC,eq}$ and $\rho'_{CC,e\bar{q}}$ are considered. These possibly scale-dependent parameters allow for additional tests of the SM couplings.

3 H1 inclusive DIS cross section data

This study is based on the entire set of measurements of inclusive NC and CC DIS cross sections by the H1 Collaboration, using data samples for e^+p and e^-p taken in HERA-I and HERA-II. The measurements are subdivided into two kinematic ranges, corresponding to different sub-

detectors where the leptons with small and large scattering angles are identified: low- and medium- Q^2 for values of Q^2 typically smaller than 150 GeV^2 and high- Q^2 for larger values up to $50,000 \text{ GeV}^2$. A summary of the data sets used is given in Table 1.

The low- and medium- Q^2 data sets (data sets 1 and 2) [56] are combined data sets, and they represent all corresponding NC DIS measurements at different beam energies and during different data taking periods published by H1 [56,60–63]. For these data photon exchange dominates over electroweak effects, but they are important in this analysis to constrain the proton PDFs with high precision.

Cross section measurements at high Q^2 are published separately for the individual data taking periods (data sets: 3–4 [32], 5–7 [33,57], 8–9 [57], 10–19 [58]). The HERA-II data¹ were taken with longitudinally polarised lepton beams and exhibit smaller statistical uncertainties due to the increased integrated luminosity, as compared to HERA-I. The high- Q^2 data provide highest sensitivity for the determination of the EW parameters. The availability of longitudinally polarised lepton beams at HERA-II further improves the sensitivity to the vector couplings g_V^q , as compared to unpolarised data. The data are restricted to $Q^2 \geq 8.5 \text{ GeV}^2$, for which quark mass effects are expected to be small, and NNLO QCD predictions [64,65] are expected to provide a good description of the data [66,67].

All the data samples (data sets 1–19) had been corrected for higher-order QED effects due to the emission of photons from the lepton line, photonic lepton vertex corrections, self-energy contributions at the external lepton lines, and fermionic contributions to the running of the fine structure constant (cf. Ref. [32]). QED radiative corrections due to the

¹ The numerical values of the HERA-II cross sections [58] are corrected to the luminosity measurement erratum [59], by applying the factor 1.018.

Table 1 Data sets used in the combined EW and QCD fits. For each of the data sets, the corresponding range in Q^2 , the centre-of-mass energy \sqrt{s} , the corresponding integrated luminosity values, the number of measured data points, and the average longitudinal polarisation values of the lepton beam are given. During the HERA-I running period data were taken with unpolarised lepton beams. The numbers in brackets denote the respective quantities for the full data set, i.e. without the

selection of $Q^2 \geq 8.5 \text{ GeV}^2$. The low- and medium- Q^2 data sets for $\sqrt{s} = 319, 301, 252$ and 225 GeV are combined into two common data sets as described in Ref. [56]. The data sets include electron and positron beams as well as neutral current (NC) and charged current (CC) cross sections. The data sets 10–17 are updated following the discussions in Sect. 3 and in Appendix A

Data set	Q^2 -range [GeV^2]	\sqrt{s} [GeV]	\mathcal{L} [pb^{-1}]	No. of data points	Polarisation [%]	References	
1	e^+ combined low- Q^2	(0.5) 8.5–150	301,319	20,22,97.6	94 (262)	–	[56]
2	e^+ combined low- E_p	(1.5) 8.5–90	225,252	12.2,5.9	132 (136)	–	[56]
3	e^+ NC 94–97	150–30,000	301	35.6	130	–	[32]
4	e^+ CC 94–97	300–15,000	301	35.6	25	–	[32]
5	e^- NC 98–99	150–30,000	319	16.4	126	–	[33]
6	e^- CC 98–99	300–15,000	319	16.4	28	–	[33]
7	e^- NC 98–99 high-y	100–800	319	16.4	13	–	[57]
8	e^+ NC 99–00	150–30,000	319	65.2	147	–	[57]
9	e^+ CC 99–00	300–15,000	319	65.2	28	–	[57]
10	e^+ NC L HERA-II	120–30,000	319	80.7	136	-37.0 ± 1.0	[58,59]
11	e^+ CC L HERA-II	300–15,000	319	80.7	28	-37.0 ± 1.0	[58,59]
12	e^+ NC R HERA-II	120–30,000	319	101.3	138	$+32.5 \pm 0.7$	[58,59]
13	e^+ CC R HERA-II	300–15,000	319	101.3	29	$+32.5 \pm 0.7$	[58,59]
14	e^- NC L HERA-II	120–50,000	319	104.4	139	-25.8 ± 0.7	[58,59]
15	e^- CC L HERA-II	300–30,000	319	104.4	29	-25.8 ± 0.7	[58,59]
16	e^- NC R HERA-II	120–30,000	319	47.3	138	$+36.0 \pm 0.7$	[58,59]
17	e^- CC R HERA-II	300–15,000	319	47.3	28	$+36.0 \pm 0.7$	[58,59]
18	e^+ NC HERA-II high-y	60–800	319	182.0	11	–	[58,59]
19	e^- NC HERA-II high-y	60–800	319	151.7	11	–	[58,59]

exchange of two or more photons between the lepton and the quark lines are small compared to the quoted errors of the QED corrections and had been neglected (cf. Ref. [33]). In the case of CC cross sections, the data had been corrected for $\mathcal{O}(\alpha)$ QED effects at the lepton line (cf. Ref. [32]).

In order to ensure that all first order EW corrections are considered fully and consistently in this analysis, the applied QED corrections to the input data are revisited in detail. In the formulae for the cross section derivation [58], the QED corrections are applied together with acceptance, resolution, and bin-centre corrections, using two independent implementations of the cross section calculations. It turns out that for the HERA-II data (data sets 10–19, Ref. [58]), these two implementations have employed slightly different numerical values for the input EW parameters, and furthermore have considered different components of the higher-order EW corrections. The corrections are therefore re-evaluated and updated values of the previously published cross sections are obtained for this analysis. The procedure is equivalent to the initial cross section determination and therefore does not introduce additional uncertainties. The updated cross sections for the data sets 10–17, as used in this analysis, are provided in the Appendix A. The differences to the published cross sections

are significantly smaller than the statistical uncertainties for any data point. The data sets 18 and 19 are at lower values of Q^2 and remain unchanged, as well as the HERA-I data (data sets 1–9). The effect of these updates is expected to be small for QCD analyses [58,66,67]. As a cross check, fits similar to H1PDF2012 [58] were performed using either previously published data [58,59] or the corrected data given in the appendix. The two fits are in agreement within experimental uncertainties, where the largest deviations of size one standard deviation are observed for the down-valence contribution at low factorisation scales. In the present analysis the impact is also found to be insignificant, but the updated cross sections are nevertheless applied in order to have best consistency between data and the predictions used in the fits described below.

4 Methodology

The EW parameters are determined in fits of the predictions to data, where in addition to the EW parameters of interest also parameters of the PDFs are determined in order to account for PDF uncertainties. The fits are denoted according to their fit

parameters, for instance ‘ m_W +PDF’ denotes a determination of m_W together with the parameters of the PDFs.

A dedicated determination of the PDFs in this analysis is important, since all state-of-the-art PDF sets were determined using H1 data, while assuming that the EW parameters take their SM values. Hence, the use of such PDF sets could bias the results. Furthermore, PDF sets which include the H1 data suffer from the additional complication that the same data were to be used twice, thus leading to underestimated uncertainties.

The parameterisation of the PDFs follows closely the approach of Ref. [66], where the PDF set HERAPDF2.0² was obtained, using EW parameters determined from other experiments. The parameterisation uses five functional forms with altogether 13 fit parameters, defined at the starting scale $Q_0^2 = 1.9 \text{ GeV}^2$. The scale dependence of the PDFs is evaluated using the DGLAP formalism.

As opposed to the HERAPDF2.0 analysis, the ALPOS fitting framework [67] is used in the present analysis. The cross section predictions have been validated against the xFitter framework [58,66,68], which is the successor of the H1Fitter framework [63]. The structure functions are obtained in the zero-mass variable-flavour-number-scheme at NNLO in QCD using the QCDNUM code [69,70]. The one-loop EW corrections are included in an updated version of the EPRC code [51], while the data have already been corrected for higher-order QED radiative effects, as outlined in Sect. 3.

The goodness of fit, χ^2 , is derived from a likelihood function assuming the quantities to be normal distributed in terms of relative uncertainties [67,71], which is equivalent to log-normal distributed quantities in terms of absolute uncertainties. The log-normal distribution is strictly positive and a good approximation of a Poisson distribution. The latter is important, since in the kinematic domain where the data exhibit the highest sensitivity to the EW parameters, the statistical uncertainties may become sizeable and dominating. The χ^2 is calculated as

$$\chi^2 = \sum_{ij} \log \frac{\zeta_i}{\tilde{\sigma}_i} V_{ij}^{-1} \log \frac{\zeta_j}{\tilde{\sigma}_j}, \quad (21)$$

where the sum runs over all data points with measured cross sections ζ_i and the corresponding theory predictions, $\tilde{\sigma}_i$. The covariance matrix V_{ij} is constructed from all relative uncertainties, taking also correlated uncertainties between the data sets into account [58]. The beam polarisation measurements provide four additional data points, included in the vector ζ , with their uncertainties [72] and four corresponding parameters in the fit.

² HERAPDF2.0 is determined from combined inclusive NC and CC data from the H1 and ZEUS experiments assuming unpolarised lepton beams.

The PDF fit alone, i.e. all EW parameters set to their SM values [40], yields a fit quality of $\chi^2/n_{\text{dof}} = 1432/(1414 - 17) = 1.03$, where the number of degrees of freedom, n_{dof} , is calculated from 1410 cross section data points plus 4 measurements of the polarisation, and considering 13 PDF and 4 fit polarisation parameters. This indicates an overall good description of the data by the employed model. More detailed studies of the QCD analysis with the given data samples have been presented previously [58,67].

5 Results

This section reports the results of different fits, starting with mass determinations in Sect. 5.1, followed by weak NC coupling determinations in Sect. 5.2 and the study of ρ'_{NC} , κ'_{NC} and ρ'_{CC} parameters in Sect. 5.3.

5.1 Mass determinations

The masses of the W and Z bosons, as well as the top-quark mass are determined using different prescriptions to fix the fit parameters of the EW theory in the OS scheme. The different prescriptions lead to different sensitivities of the measured cross sections to the EW parameters [73]. The results are summarised in Table 2.

In the combined m_W +PDF fit, where α , m_Z , m_t , m_H and m_f are taken as external input values [40], the EW parameter m_W is determined to be

$$\begin{aligned} m_W &= 80.520 \pm 0.070_{\text{stat}} \pm 0.055_{\text{sys}} \pm 0.074_{\text{PDF}} \\ &= 80.520 \pm 0.115_{\text{tot}} \text{ GeV}. \end{aligned} \quad (22)$$

and the expected uncertainty³ is 0.118 GeV. The total (tot) uncertainty is improved by about a factor of two in comparison to the earlier result based on HERA-I data only [35]. The uncertainty decomposition is derived by switching off the uncertainty sources subsequently or repeating the fit with fixed PDF parameters.⁴ Other uncertainties due to the input masses (m_Z , m_t , m_H) and theoretical uncertainties, e.g. from incompletely known higher-order terms in Δr , or model and parameterisation uncertainties of the PDF fit, are all found to be negligible with respect to the experimental uncertainty. The correlation of m_W with any of the PDF parameters is weak, with absolute values of the correlation coefficients below 0.2. The global correlation coefficient [75] of m_W in the EW+PDF analysis is 0.64. The m_W sensitivity arises predominantly from the CC data, with the most important constraint being the normalisation through G_F (see Eqs. (11) and

³ The expected uncertainty is obtained from a re-fit using the Asimov data set and the data uncertainties [74].

⁴ The PDF uncertainty contains both a statistical and a systematic component, but the systematic component dominates.

Table 2 Results for five combined fits of mass parameters together with PDFs. The multiple uncertainties correspond to statistical (stat), experimental systematic (syst) and PDF uncertainties. The m_t determination

also includes an uncertainty due to the uncertainty of the W mass. The most-right column lists further input parameters not varied in the fit

Fit parameters	Result	Independent input parameters
m_W +PDF	$m_W = 80.520 \pm 0.070_{\text{stat}} \pm 0.055_{\text{syst}} \pm 0.073_{\text{PDF}} \text{ GeV}$	$\alpha, m_Z, m_t, m_H, m_f$
m_W^{prop} +PDF	$m_W^{\text{prop}} = 80.62 \pm 0.67_{\text{stat}} \pm 0.17_{\text{syst}} \pm 0.38_{\text{PDF}} \text{ GeV}$	$\alpha, m_W, m_Z, m_t, m_H, m_f$
$m_W^{(G_F, m_W)}$ +PDF	$m_W^{(G_F, m_W)} = 82.05 \pm 0.51_{\text{stat}} \pm 0.44_{\text{syst}} \pm 0.37_{\text{PDF}} \text{ GeV}$	$\alpha, G_F, m_t, m_H, m_f$
m_Z +PDF	$m_Z = 91.084 \pm 0.064_{\text{stat}} \pm 0.050_{\text{syst}} \pm 0.070_{\text{PDF}} \text{ GeV}$	$\alpha, m_W, m_t, m_H, m_f$
m_t +PDF	$m_t = 154 \pm 10_{\text{stat}} \pm 12_{\text{syst}} \pm 15_{\text{PDF}} \pm 15_{m_W} \text{ GeV}$	$\alpha, m_W, m_Z, m_H, m_f$

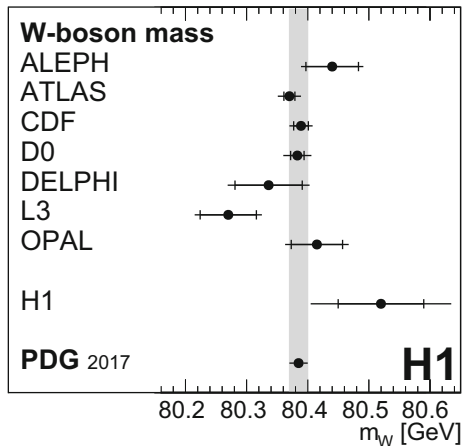


Fig. 2 Value of the W -boson mass compared to results obtained by the ATLAS, ALEPH, CDF, D0, DELPHI, L3 and OPAL experiments, and the world average value. The inner error bars indicate statistical uncertainties and the outer error bars full uncertainties

(17)). The highest sensitivity of the H1 data to m_W is at a Q^2 value of about 3800 GeV^2 . The result for m_W is compared to determinations from other single experiments [76–83] in Fig. 2, and is found to be consistent with these as well as with the world average value of $80.385 \pm 0.015 \text{ GeV}$ [40, 84]. The W -mass determination in the space-like regime at HERA can be interpreted as an indirect constraint on G_F through Eq. (17), however in a process at large momentum transfer. Using the world average value of m_Z [19, 40], the result obtained here, $m_W = 80.520 \pm 0.115 \text{ GeV}$, represents an indirect determination of the weak mixing angle in the OS scheme as $\sin^2 \theta_W = 0.22029 \pm 0.00223$. The uncertainty of the present m_W determination matches the anticipated HERA results in [73] and in [38, 85].

Alternative determinations of m_W are also explored. One option is to use exclusively the dependence of the CC cross section on the propagator mass $\sigma^{\text{CC}} \propto (m_W^2 / (m_W^2 + Q^2))^2$. The result is $m_W^{\text{prop}} = 80.62 \pm 0.79 \text{ GeV}$, with an expected uncertainty of 0.80 GeV . This improves the precision of the corresponding fit to HERA-I data [35] by more than a factor of two. The value is consistent with the world average value and with the result of the m_W +PDF fit.

Another m_W determination is based on the high precision measurement of G_F [13], which is performed at low energy, together with α as main external input. For this fit, m_Z is a prediction and is given by the G_F - m_W - m_Z relation in Eq. (17). With the precise knowledge of G_F , the normalisations of the CC predictions are known, and therefore the predominant sensitivity to m_W arises from the W -boson propagator, and the m_W dependence through m_Z in the NC normalisation is small. In this fit, the value of m_W , denoted as $m_W^{(G_F, m_W)}$, is determined as $m_W^{(G_F, m_W)} = 82.05 \pm 0.77 \text{ GeV}$. The value is consistent at about 2 standard deviations with the world average value and with the result of the m_W +PDF fit above. The larger uncertainty compared to the fit described above is expected. This indirect determination of the W -boson mass assumes the validity of the SM [38].

A simultaneous determination of m_W and m_Z is also performed. The 68% and 95% confidence level contours of that m_W + m_Z +PDF fit are displayed in Fig. 3 (left). Sizeable uncertainties $\Delta m_W = 1.4 \text{ GeV}$ and $\Delta m_Z = 1.3 \text{ GeV}$ with a very strong correlation are observed. A less strong correlation is found when displaying $\sin^2 \theta_W = 1 - m_W^2 / m_Z^2$ instead of m_Z (Fig. 3, right). A mild tension of less than 3 standard deviations between the world average values for m_W and m_Z and the fit result is observed. The very strong correlation prevents a meaningful simultaneous determination of the two boson masses from the H1 data alone.

In such a simultaneous determination of two mass parameters, the precise measurement of G_F can be taken as additional input. Due to its great precision it effectively behaves like a constraint, as was proposed earlier [54, 86]. The 68% confidence level contours of the m_W + m_Z +PDF fit with G_F as one additional input data [13], is further displayed in Fig. 3. As expected, the resulting value of m_W is equivalent to the value obtained in the $m_W^{(G_F, m_W)}$ +PDF fit. The 68% confidence level contour is very shallow due to the high precision of G_F . The mild tension with the world average values of m_W and m_Z is reduced in comparison to the fit without G_F constraint. In the m_W - m_Z plane the G_F constraint corresponds to a thin band. The orientation of the m_W + m_Z +PDF contour is similar to the slope of the G_F band, because the predominant sen-

Table 3 Results of the fitted weak neutral-current couplings of the u - and d -type quarks. The other parameters α , m_W , m_Z , m_t , m_H and m_f are taken as external input [40]. The uncertainties quoted correspond to the total uncertainties

Fit parameters	Result	Correlations			
		g_A^u	g_V^u	g_A^d	g_V^d
$g_A^u+g_V^u+g_A^d+g_V^d$ +PDF	$g_A^u = 0.614 \pm 0.100$	1.00			
	$g_V^u = 0.145 \pm 0.056$	-0.10	1.00		
	$g_A^d = -0.230 \pm 0.350$	0.94	-0.10	1.00	
	$g_V^d = -0.643 \pm 0.083$	0.13	0.70	-0.09	1.00
$g_A^u+g_V^u$ +PDF	$g_A^u = 0.548 \pm 0.036$	1.00			
	$g_V^u = 0.270 \pm 0.037$	-0.18	1.00		
$g_A^d+g_V^d$ +PDF	$g_A^d = -0.619 \pm 0.108$			1.00	
	$g_V^d = -0.488 \pm 0.092$			-0.68	1.00

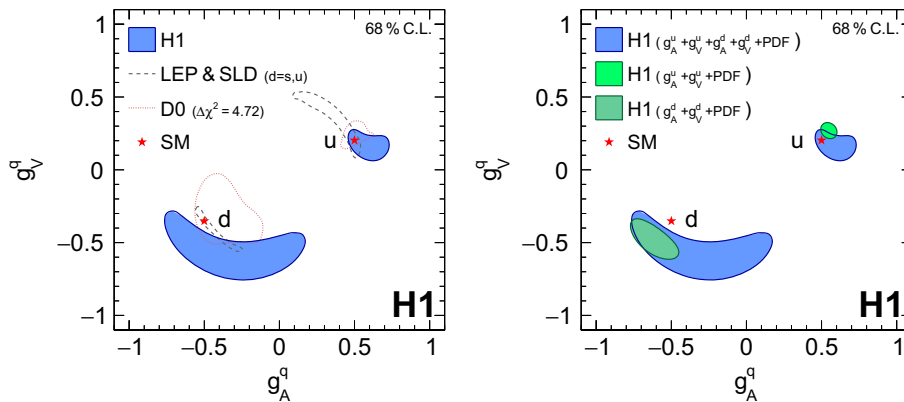


Fig. 4 Results for the weak neutral-current couplings of the u - and d -type quarks at the 68% confidence level (CL) obtained with the $g_A^u+g_V^u+g_A^d+g_V^d$ +PDF fit. The left panel shows a comparison with results from the D0, LEP and SLD experiments (the mirror solutions are not shown). The 68% CL contours of the H1 results correspond to

$\Delta\chi^2 = 2.3$, where at the contour all other fit parameters are minimised. The SM expectation is displayed as a star. The right panel shows a comparison of results from fits where the couplings of one quark type are fit parameters, and the couplings of the other quark type are fixed, i.e. the $g_A^u+g_V^u$ +PDF and $g_A^d+g_V^d$ +PDF fits

68% confidence level contours are also displayed in Fig. 4 (right), and numerical values are listed in Table 3.

5.3 The ρ'_{NC} , κ'_{NC} and ρ'_{CC} parameters

The values of the $\rho'_{NC,f}$ and $\kappa'_{NC,f}$ parameters (cf. Eqs. (18) and (19)) are determined for u - and d -type quarks and for electrons in $\rho'_{NC,u}+\kappa'_{NC,u}$ +PDF, $\rho'_{NC,d}+\kappa'_{NC,d}$ +PDF and $\rho'_{NC,e}+\kappa'_{NC,e}$ +PDF fits, respectively. In these fits, the respective ρ'_{NC} and κ'_{NC} parameters are free fit parameters, while the other ρ' and κ'_{NC} parameters are set to one and the SM EW parameters are fixed. Scale-dependent quantities such as $\rho_{NC,f}$, $\kappa_{NC,f}$, $\rho_{CC,f}$ are calculated in the OS scheme as outlined in Sect. 2. The results are presented in Table 4 and the 68% confidence level contours for the individual light quarks and for electrons are shown in Fig. 5. The results are compatible with the SM expectation at 1–2 standard deviations. The parameters of the d -type quarks exhibit larger uncertainties than those of the u -type quarks. This is due to the small electric charge of the d quark in the leading γZ -interference term (see Eqs. (5) and (6)), and also in g_V^d (see

Eq. (10)). Furthermore, the d -valence component of the PDF is smaller than the u -valence component.

The results of the $\rho'_{NC,u}+\kappa'_{NC,u}$ +PDF and $\rho'_{NC,d}+\kappa'_{NC,d}$ +PDF fits (Table 4) are equivalent to the values determined for the NC couplings in $g_A^u+g_V^u$ +PDF and $g_A^d+g_V^d$ +PDF fits, as presented above. The results can be compared to the combined results for $\sin^2\theta_{\text{eff}}^{(u,d)}$ and $\rho_{(u,d)}$ from the LEP+SLD experiments [19]: while the uncertainties are of similar size, the present determinations consider data from a single experiment only.

A simultaneous determination of $\rho'_{NC,u}$, $\rho'_{NC,d}$, $\kappa'_{NC,u}$ and $\kappa'_{NC,d}$ is performed, i.e. a $\rho'_{NC,u}+\rho'_{NC,d}+\kappa'_{NC,u}+\kappa'_{NC,d}$ +PDF fit, and the results are given in the Appendix B. The results are compatible with the SM expectation. These results exhibit sizeable uncertainties, which are due to the very strong correlations between the EW parameters. The exception is $\kappa'_{NC,u}$, which exhibits less strong correlations with the other EW parameters.

Assuming quark universality ($\rho'_{NC,q} = \rho'_{NC,u} = \rho'_{NC,d}$ and $\kappa'_{NC,q} = \kappa'_{NC,u} = \kappa'_{NC,d}$), the results of a $\rho'_{NC,q}+\kappa'_{NC,q}$ +PDF fit is presented in Table 4 and displayed in Fig. 5.

Table 4 Results for ρ'_{NC} and κ'_{NC} parameters and their correlation coefficients. The parameters α , m_W , m_Z , m_t , m_H and m_f are set to their SM values. The uncertainties quoted correspond to the total uncertainties

Fit parameters	Result		Correlation
$\rho'_{NC,u} + \kappa'_{NC,u} + \text{PDF}$	$\rho'_{NC,u} = 1.23 \pm 0.17$	$\kappa'_{NC,u} = 0.88 \pm 0.12$	0.61
$\rho'_{NC,d} + \kappa'_{NC,d} + \text{PDF}$	$\rho'_{NC,d} = 1.54 \pm 0.55$	$\kappa'_{NC,d} = 0.74 \pm 0.85$	0.92
$\rho'_{NC,e} + \kappa'_{NC,e} + \text{PDF}$	$\rho'_{NC,e} = 1.22 \pm 0.13$	$\kappa'_{NC,e} = 0.98 \pm 0.06$	0.74
$\rho'_{NC,d} + \kappa'_{NC,d} + \rho'_{NC,u} + \kappa'_{NC,u} + \text{PDF}$	See Appendix B		
$\rho'_{NC,q} + \kappa'_{NC,q} + \text{PDF}$	$\rho'_{NC,q} = 1.20 \pm 0.13$	$\kappa'_{NC,q} = 0.93 \pm 0.11$	0.69
$\rho'_{NC,q} + \kappa'_{NC,q} + \rho'_{NC,e} + \kappa'_{NC,e} + \text{PDF}$	See Appendix B		
$\rho'_{NC,f} + \kappa'_{NC,f} + \text{PDF}$	$\rho'_{NC,f} = 1.09 \pm 0.07$	$\kappa'_{NC,f} = 0.98 \pm 0.05$	0.83

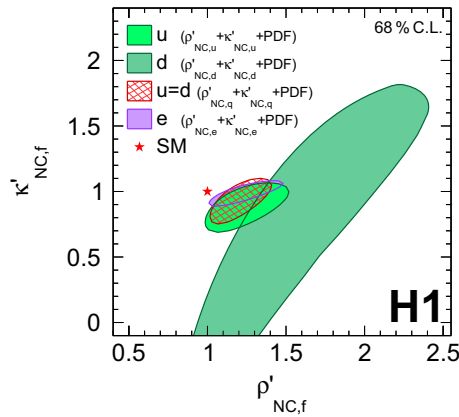


Fig. 5 Results for the $\rho'_{NC,f}$ and $\kappa'_{NC,f}$ parameters for u - and d -type quarks and electrons at 68% confidence level (CL), obtained with the $\rho'_{NC,u} + \kappa'_{NC,u} + \text{PDF}$, $\rho'_{NC,d} + \kappa'_{NC,d} + \text{PDF}$ and $\rho'_{NC,e} + \kappa'_{NC,e} + \text{PDF}$ fits, respectively. The SM expectation is displayed as a star. The contour of the d -type quark is truncated due to the limited scale of the panel. For comparison, also the result of the $\rho'_{NC,q} + \kappa'_{NC,q} + \text{PDF}$ fit is displayed, where quark universality is assumed ($u = d$). The results of the $\rho'_{NC,u} + \kappa'_{NC,u} + \text{PDF}$ and $\rho'_{NC,d} + \kappa'_{NC,d} + \text{PDF}$ fits are equivalent to the $g_A^u + g_V^u + \text{PDF}$ and $g_A^d + g_V^d + \text{PDF}$ fits, respectively, displayed in Fig. 4

These determinations are dominated by the u -type quark couplings. The $\rho'_{NC,q}$ and $\kappa'_{NC,q}$ parameters can be determined together with the electron parameters $\rho'_{NC,e}$ and $\kappa'_{NC,e}$ in a $\rho'_{NC,q} + \kappa'_{NC,q} + \rho'_{NC,e} + \kappa'_{NC,e} + \text{PDF}$ fit. Results are given in the Appendix B and no significant deviation from the SM expectation is observed.

Assuming the parameters ρ'_{NC} and κ'_{NC} to be identical for quarks and leptons, then denoted as $\rho'_{NC,f}$ and $\kappa'_{NC,f}$, these parameters are determined in a $\rho'_{NC,f} + \kappa'_{NC,f} + \text{PDF}$ fit and results are again listed in Table 4. The values exhibit the

smallest uncertainties and no significant deviation from unity is observed as expected in the SM.

The values of the $\rho'_{CC,e\bar{q}}$ and $\rho'_{CC,e\bar{q}}$ parameters of the CC cross sections are determined in a $\rho'_{CC,e\bar{q}} + \rho'_{CC,e\bar{q}} + \text{PDF}$ fit and results are listed in Table 5. The 68% confidence level contours are shown in Fig. 6. The parameters are found to be consistent with the SM expectation.

Setting the two parameters equal, i.e. $\rho'_{CC,f} = \rho'_{CC,e\bar{q}} = \rho'_{CC,e\bar{q}}$, a higher precision is achieved. The parameter $\rho'_{CC,f}$ is determined together with the NC parameters in a $\rho'_{NC,f} + \kappa'_{NC,f} + \rho'_{CC,f} + \text{PDF}$ fit to $\rho'_{CC,f} = 1.004 \pm 0.008$. The full result of that fit is listed in Appendix B and all values are found to be consistent with the SM expectations. The CC parameter has an uncertainty of 0.8% and is only weakly correlated with the NC parameters. This indicates that the CC and NC parameters can be tested independently of each other. The NC parameters are very similar to the ones obtained in the $\rho'_{NC,f} + \kappa'_{NC,f} + \text{PDF}$ fit, as presented in Table 4.

The inclusive NC and CC cross sections have been measured over a wide range of Q^2 values at HERA. This can be exploited to perform tests of models beyond the SM where scale-dependent modifications of coupling parameters are predicted. Such tests could not be performed by the LEP and SLD experiments [40].

In order to study the scale dependence of possible extensions of EW parameters in the NC sector the values of κ'_{NC} and ρ'_{NC} are determined at different values of Q^2 . The data at $Q^2 \geq 500 \text{ GeV}^2$ are subdivided into four Q^2 ranges and individual ρ'_{NC} and κ'_{NC} parameters are assigned to each interval. For $Q^2 \leq 500 \text{ GeV}^2$ the SM expectation $\rho'_{NC} = 1$ and $\kappa'_{NC} = 1$ is used, because of the limited HERA sensitivity to EW effects at low energy scales. All parameters are determined together with a common set of PDF parameters.

Table 5 Results for ρ'_{CC} parameters. The other parameters α , m_W , m_Z , m_t , m_H and m_f are fixed to their SM values. The uncertainties quoted correspond to the total uncertainties

Fit parameters	Result		Correlation
$\rho'_{CC,e\bar{q}} + \rho'_{CC,e\bar{q}} + \text{PDF}$	$\rho'_{CC,e\bar{q}} = 0.983 \pm 0.010$	$\rho'_{CC,e\bar{q}} = 1.088 \pm 0.031$	-0.50
$\rho'_{NC,f} + \kappa'_{NC,f} + \rho'_{CC,f} + \text{PDF}$	See Appendix B		

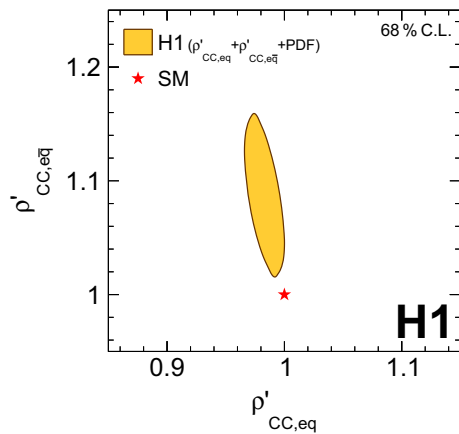


Fig. 6 Results for the $\rho'_{CC,eq}$ and $\rho'_{CC,e\bar{q}}$ parameters at the 68% confidence level (CL) obtained with the $\rho'_{CC,eq} + \rho'_{CC,e\bar{q}} + \text{PDF}$ fit

Three separate fits are performed: first, for determining in each Q^2 range two quark parameters $\rho'_{NC,q}$ and $\kappa'_{NC,q}$ assuming $\rho'_{NC,q} = \rho'_{NC,u} = \rho'_{NC,d}$ and $\kappa'_{NC,q} = \kappa'_{NC,u} = \kappa'_{NC,d}$, while setting the lepton parameters to unity; second, for determining the lepton parameters $\kappa'_{NC,e}$ and $\rho'_{NC,e}$ while setting the quark parameters to unity; third, for determining fermion parameters $\kappa'_{NC,f}$ and $\rho'_{NC,f}$ common to both quarks and the lepton assuming $\rho'_{NC,f} = \rho'_{NC,u} = \rho'_{NC,d} = \rho'_{NC,e}$ and $\kappa'_{NC,f} = \kappa'_{NC,u} = \kappa'_{NC,d} = \kappa'_{NC,e}$. Results for the ρ'_{NC} and κ'_{NC} parameters are presented in Fig. 7 and are given in Appendix B. The values of ρ'_{NC} and κ'_{NC} in different Q^2 intervals are largely uncorrelated, while the two parameters ρ'_{NC} and κ'_{NC} within any given Q^2 interval have strong correlations. The highest sensitivity to the $\kappa'_{NC,f}$ parameter of about 6% is found at about $\sqrt{Q^2} \sim 60$ GeV. The results

are found to be consistent with the SM expectation and no significant scale dependence is observed.

The possible scale dependence of the CC couplings is studied by determining the ρ'_{CC} parameters for different values of Q^2 . A total of three fits are performed, where either $\rho'_{CC,eq}$ or $\rho'_{CC,e\bar{q}}$ (cf. Eq. (20)) or $\rho'_{CC,f}$ is scale dependent. The CC data are grouped into four Q^2 intervals. Results of the ρ'_{CC} parameters are presented in Fig. 8 and are given in the Appendix B. The parameters $\rho'_{CC,e\bar{q}}$ have uncertainties of about 4% over a large range in Q^2 , and the parameters $\rho'_{CC,eq}$ are determined with a precision of 1.3% to 3% over the entire kinematically accessible range. The $\rho'_{CC,f}$ parameters are determined with high precision of 1.0% to 1.8% over the entire Q^2 range. The values are found to be consistent with the SM expectation of unity. These studies represent the first determination of the ρ'_{CC} parameters for separate quark flavours and also its first scale dependence test.

The studies on the scale dependence of the ρ' and κ' parameters provide tests of the SM formalism. Investigations of specific models beyond the Standard Model such as contact interactions or leptoquarks, also using the full H1 data sample, have been published previously [101, 102].

6 Summary

Parameters of the electroweak theory are determined from all neutral current and charged current deep-inelastic scattering cross section measurements published by H1, using NNLO QCD and one-loop electroweak predictions. The inclusion of the cross section data from HERA-II with polarised lepton

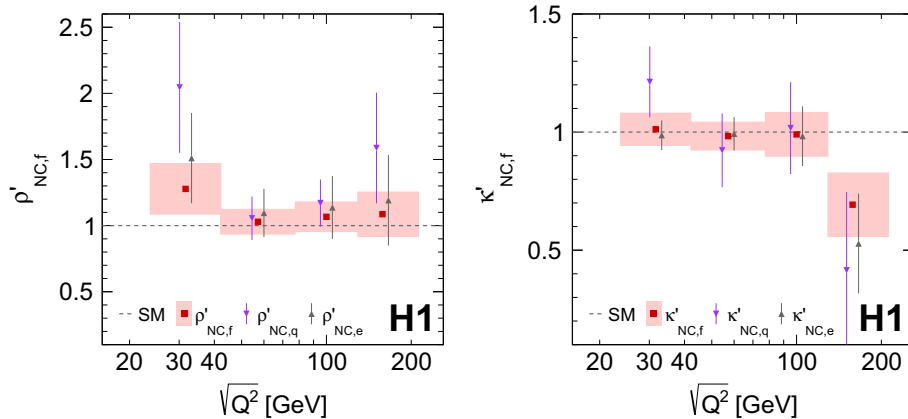


Fig. 7 Values of the ρ'_{NC} and κ'_{NC} parameters determined for four different values of Q^2 . The error bars, as well as the height of the shaded areas, indicate the total uncertainties of the measurement. The width of

the shaded areas indicates the Q^2 range probed by the selected data. The values for the $\rho'_{NC,q}$, $\rho'_{NC,e}$, $\kappa'_{NC,q}$ and $\kappa'_{NC,e}$ parameters are horizontally displaced for better visibility

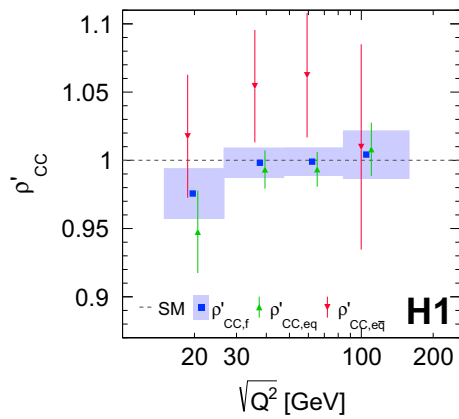


Fig. 8 Values of the ρ'_{CC} parameters determined for four different values of Q^2 . The error bars, as well as the height of the shaded areas, indicate the total uncertainties of the measurement. The width of the shaded areas indicates the Q^2 range probed by the selected data. The values for the $\rho'_{CC,eq}$ and $\rho'_{CC,eq}$ parameters are horizontally displaced for better visibility

beams leads to a substantial improvement in precision with respect to the previously published results based on the H1 HERA-I data only.

In combined electroweak and PDF fits, boson and fermion mass parameters entering cross section predictions in the on-shell scheme are determined simultaneously with the parton distribution functions. The mass of the W boson is determined from H1 data to $m_W = 80.520 \pm 0.115$ GeV, fixing m_Z to the world average. Alternatively the Z -boson mass or the top-quark mass are determined with uncertainties of 110 MeV and 26 GeV, respectively, taking m_W to the world average. Despite their moderate precision, these results are complementary to direct measurements where particles are produced on-shell in the final state, since here the mass parameters are determined from purely virtual particle exchange only.

The axial-vector and vector weak neutral-current couplings of u - and d -type quarks to the Z boson are determined and consistency with the Standard Model expectation is observed. The axial-vector and vector couplings of the u -type quark are determined with a precision of about 6% and 14%, respectively.

Potential modifications of the weak coupling parameters due to physics beyond the SM are studied in terms of modifications of the form factors ρ_{NC} , κ_{NC} and ρ_{CC} . For this purpose, multiplicative factors to those parameters are introduced, denoted as ρ'_{NC} , κ'_{NC} and ρ'_{CC} , respectively. A precision as good as 7% or 5% of the $\rho'_{NC,f}$ and $\kappa'_{NC,f}$ parameters is achieved, respectively. The ρ'_{CC} parameters are deter-

mined with a precision of up to 8 per mille, and consistency with the Standard Model expectation is found. The Q^2 dependence of the H1 data allows for a study of the scale dependence of the ρ'_{NC} , κ'_{NC} and ρ'_{CC} parameters in the range $12 < \sqrt{Q^2} < 100$ GeV, and no significant deviation from the SM expectation is observed.

Acknowledgements We are grateful to the HERA machine group whose outstanding efforts have made this experiment possible. We thank the engineers and technicians for their work in constructing and maintaining the H1 detector, our funding agencies for financial support, the DESY technical staff for continual assistance and the DESY directorate for support and for the hospitality which they extend to the non-DESY members of the collaboration. We would like to give credit to all partners contributing to the EGI computing infrastructure for their support for the H1 Collaboration. We express our thanks to all those involved in securing not only the H1 data but also the software and working environment for long term use, allowing the unique H1 data set to continue to be explored in the coming years. The transfer from experiment specific to central resources with long term support, including both storage and batch systems, has also been crucial to this enterprise. We therefore also acknowledge the role played by DESY-IT and all people involved during this transition and their future role in the years to come.

Open Access This article is distributed under the terms of the Creative Commons Attribution 4.0 International License (<http://creativecommons.org/licenses/by/4.0/>), which permits unrestricted use, distribution, and reproduction in any medium, provided you give appropriate credit to the original author(s) and the source, provide a link to the Creative Commons license, and indicate if changes were made. Funded by SCOAP³.

Appendix A: Cross section tables

The reduced cross section measurements for NC DIS, as used in this analysis together with their systematic uncertainties [58], for different lepton beam longitudinal polarisations and for electron and positron scattering from the HERA-II running period are given in Tables 6, 7, 8 and 9, and the differential cross section for CC DIS are given in Tables 10 and 11. The reduced cross section is related to the differential cross section, Eq. 1, by

$$\sigma_{\text{red}} = \frac{d^2\sigma^{\text{NC}}}{dx dQ^2} \frac{x Q^4}{2\pi\alpha^2} \frac{1}{Y_+}. \tag{23}$$

The changes compared to the previously published cross sections [58] comprise the luminosity erratum [59] and the changes discussed in Sect. 3.

Table 6 The NC e^-p reduced cross section σ_{red} with lepton beam polarisation $P_e = -25.8\%$ with their statistical (δ_{stat}) uncertainties. The full uncertainties are available in Ref. [58], while the respective cross section values are updated according to Sect. 3 and Ref. [59]

Q^2 [GeV ²]	x	σ_{red}	δ_{stat} [%]	Q^2 [GeV ²]	x	σ_{red}	δ_{stat} [%]	Q^2 [GeV ²]	x	σ_{red}	δ_{stat} [%]
120	0.0020	1.337	0.87	500	0.0080	1.010	2.57	1500	0.0200	0.8335	4.26
120	0.0032	1.205	1.24	500	0.0130	0.9106	1.85	1500	0.0320	0.6943	4.06
150	0.0032	1.218	0.73	500	0.0200	0.7435	1.83	1500	0.0500	0.5646	4.02
150	0.0050	1.091	0.88	500	0.0320	0.6373	1.87	1500	0.0800	0.5143	4.05
150	0.0080	0.9375	1.20	500	0.0500	0.5533	1.99	1500	0.1300	0.3622	5.25
150	0.0130	0.8139	1.68	500	0.0800	0.4263	2.27	1500	0.1800	0.3159	5.42
200	0.0032	1.247	1.35	500	0.1300	0.3740	2.54	1500	0.2500	0.2365	6.05
200	0.0050	1.100	0.96	500	0.1800	0.3373	2.86	1500	0.4000	0.1393	8.82
200	0.0080	0.9576	0.99	500	0.2500	0.2585	3.32	1500	0.6500	0.01511	14.78
200	0.0130	0.7821	1.14	650	0.0130	0.9046	2.08	2000	0.0219	0.9308	6.58
200	0.0200	0.6935	1.23	650	0.0200	0.7765	2.14	2000	0.0320	0.6562	4.89
200	0.0320	0.5849	1.38	650	0.0320	0.6486	2.23	2000	0.0500	0.5678	4.87
200	0.0500	0.5208	1.63	650	0.0500	0.5354	2.35	2000	0.0800	0.4520	5.02
200	0.0800	0.4427	1.73	650	0.0800	0.4403	2.66	2000	0.1300	0.3780	5.98
200	0.1300	0.3591	2.09	650	0.1300	0.3684	2.94	2000	0.1800	0.3071	6.52
200	0.1800	0.3046	2.71	650	0.1800	0.3215	3.18	2000	0.2500	0.2566	6.68
250	0.0050	1.118	1.12	650	0.2500	0.2529	4.13	2000	0.4000	0.1289	8.56
250	0.0080	0.9705	1.10	650	0.4000	0.1251	6.14	2000	0.6500	0.01095	19.67
250	0.0130	0.8206	1.20	800	0.0130	0.9258	3.50	3000	0.0320	0.8036	4.41
250	0.0200	0.6944	1.23	800	0.0200	0.7391	2.51	3000	0.0500	0.6145	4.01
250	0.0320	0.5931	1.30	800	0.0320	0.6353	2.67	3000	0.0800	0.5119	4.37
250	0.0500	0.5069	1.48	800	0.0500	0.5523	2.74	3000	0.1300	0.4313	5.17
250	0.0800	0.4251	1.52	800	0.0800	0.4430	3.04	3000	0.1800	0.3004	6.14
250	0.1300	0.3632	1.54	800	0.1300	0.3476	3.58	3000	0.2500	0.2216	6.55
250	0.1800	0.3097	2.11	800	0.1800	0.3205	3.75	3000	0.4000	0.1292	7.49
300	0.0050	1.133	1.89	800	0.2500	0.2468	4.63	3000	0.6500	0.01350	14.62
300	0.0080	0.9826	1.28	800	0.4000	0.1373	5.93	5000	0.0547	0.6974	5.98
300	0.0130	0.8196	1.28	1000	0.0130	0.8664	3.45	5000	0.0800	0.5881	4.65
300	0.0200	0.7027	1.42	1000	0.0200	0.7899	2.87	5000	0.1300	0.5103	5.23
300	0.0320	0.5867	1.50	1000	0.0320	0.6760	2.82	5000	0.1800	0.3976	6.13
300	0.0500	0.4994	1.62	1000	0.0500	0.5166	3.15	5000	0.2500	0.2348	8.02
300	0.0800	0.4250	1.72	1000	0.0800	0.4428	3.43	5000	0.4000	0.1101	9.88
300	0.1300	0.3621	1.71	1000	0.1300	0.3396	4.21	5000	0.6500	0.01502	16.48
300	0.1800	0.3023	2.26	1000	0.1800	0.3682	3.98	8000	0.0875	0.6943	8.89
300	0.4000	0.1468	2.75	1000	0.2500	0.2659	4.61	8000	0.1300	0.5661	7.10
400	0.0080	1.048	1.54	1000	0.4000	0.1299	6.56	8000	0.1800	0.4017	8.01
400	0.0130	0.8622	1.50	1200	0.0130	0.9440	5.43	8000	0.2500	0.2807	9.07
400	0.0200	0.7260	1.54	1200	0.0200	0.7891	3.60	8000	0.4000	0.1232	12.62
400	0.0320	0.6114	1.63	1200	0.0320	0.6964	3.27	8000	0.6500	0.01091	21.89
400	0.0500	0.4951	1.84	1200	0.0500	0.5465	3.48	12,000	0.1300	0.7921	15.45
400	0.0800	0.4279	1.91	1200	0.0800	0.4591	3.73	12,000	0.1800	0.5805	9.59
400	0.1300	0.3676	1.93	1200	0.1300	0.3602	5.38	12,000	0.2500	0.3347	11.15
400	0.1800	0.3055	2.43	1200	0.1800	0.3308	4.65	12,000	0.4000	0.2244	12.42
400	0.4000	0.1469	3.09	1200	0.2500	0.2207	5.58	12,000	0.6500	0.01526	27.80
				1200	0.4000	0.1264	7.08	20,000	0.2500	0.6549	13.34

Table 6 continued

Q^2 [GeV ²]	x	σ_{red}	δ_{stat} [%]	Q^2 [GeV ²]	x	σ_{red}	δ_{stat} [%]	Q^2 [GeV ²]	x	σ_{red}	δ_{stat} [%]
								20,000	0.4000	0.2329	16.55
								20,000	0.6500	0.01985	40.89
								30,000	0.4000	0.1845	36.01
								30,000	0.6500	0.04510	37.83
								50,000	0.6500	0.1250	57.78

Table 7 The NC e^-p reduced cross section σ_{red} with lepton beam polarisation $P_e = 36.0\%$ with their statistical (δ_{stat}) uncertainties. The full uncertainties are available in Ref. [58], while the respective cross section values are updated according to Sect. 3 and Ref. [59]

Q^2 [GeV ²]	x	σ_{red}	δ_{stat} [%]	Q^2 [GeV ²]	x	σ_{red}	δ_{stat} [%]	Q^2 [GeV ²]	x	σ_{red}	δ_{stat} [%]
120	0.0020	1.340	1.29	500	0.0080	0.9586	3.93	1500	0.0200	0.7317	6.68
120	0.0032	1.213	1.78	500	0.0130	0.8227	2.80	1500	0.0320	0.6439	6.22
150	0.0032	1.208	1.09	500	0.0200	0.6873	2.80	1500	0.0500	0.5514	6.00
150	0.0050	1.104	1.29	500	0.0320	0.5849	2.89	1500	0.0800	0.4600	6.35
150	0.0080	0.9534	1.78	500	0.0500	0.5161	3.01	1500	0.1300	0.3344	10.17
150	0.0130	0.7840	2.42	500	0.0800	0.4334	3.28	1500	0.1800	0.2695	8.79
200	0.0032	1.189	2.06	500	0.1300	0.3687	4.14	1500	0.2500	0.2555	8.68
200	0.0050	1.092	1.46	500	0.1800	0.3218	4.06	1500	0.4000	0.09316	13.16
200	0.0080	0.9487	1.44	500	0.2500	0.2447	5.05	1500	0.6500	0.01262	23.63
200	0.0130	0.7938	1.67	650	0.0130	0.8753	3.13	2000	0.0219	0.7628	10.62
200	0.0200	0.6910	1.81	650	0.0200	0.7334	3.26	2000	0.0320	0.6464	7.29
200	0.0320	0.5630	2.12	650	0.0320	0.6383	3.33	2000	0.0500	0.5190	7.57
200	0.0500	0.5323	2.48	650	0.0500	0.5511	3.46	2000	0.0800	0.4552	7.37
200	0.0800	0.4308	2.51	650	0.0800	0.4102	4.01	2000	0.1300	0.3166	9.69
200	0.1300	0.3616	2.84	650	0.1300	0.3354	4.99	2000	0.1800	0.2939	9.83
200	0.1800	0.3113	4.12	650	0.1800	0.3324	4.67	2000	0.2500	0.2322	10.39
250	0.0050	1.100	1.69	650	0.2500	0.2521	5.55	2000	0.4000	0.1216	12.93
250	0.0080	0.9277	1.64	650	0.4000	0.1130	8.49	2000	0.6500	0.008022	33.44
250	0.0130	0.7978	1.80	800	0.0130	0.8344	5.20	3000	0.0320	0.6126	7.46
250	0.0200	0.6690	1.86	800	0.0200	0.7130	3.76	3000	0.0500	0.6022	5.96
250	0.0320	0.5657	1.95	800	0.0320	0.6115	3.87	3000	0.0800	0.4925	6.63
250	0.0500	0.4677	2.20	800	0.0500	0.5470	4.04	3000	0.1300	0.3542	8.44
250	0.0800	0.4305	2.24	800	0.0800	0.3842	4.83	3000	0.1800	0.3105	9.00
250	0.1300	0.3710	2.29	800	0.1300	0.3592	5.90	3000	0.2500	0.2919	8.59
250	0.1800	0.3035	3.24	800	0.1800	0.3187	6.28	3000	0.4000	0.09196	12.93
300	0.0050	1.163	2.77	800	0.2500	0.2272	6.66	3000	0.6500	0.005166	35.57
300	0.0080	0.9754	1.89	800	0.4000	0.1210	9.46	5000	0.0547	0.5881	9.54
300	0.0130	0.8091	1.92	1000	0.0130	0.8399	5.19	5000	0.0800	0.4575	7.68
300	0.0200	0.6930	2.10	1000	0.0200	0.7135	4.48	5000	0.1300	0.4144	8.49
300	0.0320	0.5937	2.18	1000	0.0320	0.6349	4.66	5000	0.1800	0.3602	9.47
300	0.0500	0.5014	2.46	1000	0.0500	0.5027	4.74	5000	0.2500	0.2529	16.81
300	0.0800	0.4269	2.56	1000	0.0800	0.4182	5.21	5000	0.4000	0.1434	12.82
300	0.1300	0.3530	2.61	1000	0.1300	0.3902	5.82	5000	0.6500	0.01324	25.88
300	0.1800	0.2847	3.47	1000	0.1800	0.3002	6.43	8000	0.0875	0.6279	13.94
300	0.4000	0.1523	3.91	1000	0.2500	0.2774	6.71	8000	0.1300	0.4992	11.13
400	0.0080	0.9979	2.41	1000	0.4000	0.1267	9.92	8000	0.1800	0.3997	11.74

Table 7 continued

Q^2 [GeV ²]	x	σ_{red}	δ_{stat} [%]	Q^2 [GeV ²]	x	σ_{red}	δ_{stat} [%]	Q^2 [GeV ²]	x	σ_{red}	δ_{stat} [%]
400	0.0130	0.8314	2.24	1200	0.0130	0.7777	9.00	8000	0.2500	0.2553	14.04
400	0.0200	0.6742	2.36	1200	0.0200	0.7689	5.37	8000	0.4000	0.1182	18.93
400	0.0320	0.5909	2.46	1200	0.0320	0.6439	5.03	8000	0.6500	0.01682	26.77
400	0.0500	0.4953	2.70	1200	0.0500	0.5285	5.22	12,000	0.1300	0.7385	23.42
400	0.0800	0.3995	3.05	1200	0.0800	0.4649	5.53	12,000	0.1800	0.4153	16.73
400	0.1300	0.3666	2.96	1200	0.1300	0.3395	7.00	12,000	0.2500	0.3198	16.72
400	0.1800	0.3074	3.45	1200	0.1800	0.2714	7.60	12,000	0.4000	0.1575	21.86
400	0.4000	0.1482	4.99	1200	0.2500	0.2206	8.26	12,000	0.6500	0.01281	44.83
				1200	0.4000	0.1337	10.01	20,000	0.2500	0.2146	34.11
								20,000	0.4000	0.2378	24.30
								20,000	0.6500	0.01372	70.89
								30,000	0.4000	0.2765	43.40
								30,000	0.6500	0.04110	57.81

Table 8 The NC e^+p reduced cross section σ_{red} with lepton beam polarisation $P_e = -37.0\%$ with their statistical (δ_{stat}) uncertainties. The full uncertainties are available in Ref. [58], while the respective cross section values are updated according to Sect. 3 and Ref. [59]

Q^2 [GeV ²]	x	σ_{red}	δ_{stat} [%]	Q^2 [GeV ²]	x	σ_{red}	δ_{stat} [%]	Q^2 [GeV ²]	x	σ_{red}	δ_{stat} [%]
120	0.0020	1.367	0.97	500	0.0080	0.9862	2.93	1500	0.0200	0.6695	5.31
120	0.0032	1.249	1.38	500	0.0130	0.8805	2.10	1500	0.0320	0.5980	5.22
150	0.0032	1.248	0.82	500	0.0200	0.7446	2.09	1500	0.0500	0.5295	4.55
150	0.0050	1.096	1.00	500	0.0320	0.6097	2.28	1500	0.0800	0.4702	5.12
150	0.0080	0.9470	1.36	500	0.0500	0.5252	2.29	1500	0.1300	0.3057	6.35
150	0.0130	0.8224	1.92	500	0.0800	0.4306	2.48	1500	0.1800	0.2927	6.32
200	0.0032	1.263	1.55	500	0.1300	0.4018	2.93	1500	0.2500	0.2585	6.39
200	0.0050	1.122	1.08	500	0.1800	0.3160	3.13	1500	0.4000	0.1211	8.89
200	0.0080	0.9667	1.09	500	0.2500	0.2502	3.83	1500	0.6500	0.01573	16.04
200	0.0130	0.8071	1.24	650	0.0130	0.8789	2.35	2000	0.0219	0.6690	8.55
200	0.0200	0.7003	1.38	650	0.0200	0.7456	2.47	2000	0.0320	0.5502	5.99
200	0.0320	0.5918	1.61	650	0.0320	0.6240	2.56	2000	0.0500	0.5168	5.63
200	0.0500	0.5312	1.79	650	0.0500	0.5102	2.74	2000	0.0800	0.4365	5.55
200	0.0800	0.4385	1.99	650	0.0800	0.4037	3.04	2000	0.1300	0.3138	7.22
200	0.1300	0.3722	2.25	650	0.1300	0.3624	3.30	2000	0.1800	0.2954	7.37
200	0.1800	0.3266	2.97	650	0.1800	0.3269	3.57	2000	0.2500	0.2150	7.85
250	0.0050	1.128	1.25	650	0.2500	0.2449	4.65	2000	0.4000	0.1188	9.92
250	0.0080	0.9659	1.24	650	0.4000	0.1366	6.70	2000	0.6500	0.01324	19.28
250	0.0130	0.8085	1.38	800	0.0130	0.7990	3.94	3000	0.0320	0.5883	5.61
250	0.0200	0.6896	1.40	800	0.0200	0.7034	2.84	3000	0.0500	0.4774	5.02
250	0.0320	0.5789	1.46	800	0.0320	0.5953	3.09	3000	0.0800	0.4114	5.36
250	0.0500	0.5079	1.57	800	0.0500	0.5276	3.14	3000	0.1300	0.3340	6.38
250	0.0800	0.4438	1.71	800	0.0800	0.4697	3.35	3000	0.1800	0.2711	7.11
250	0.1300	0.3836	1.81	800	0.1300	0.3511	4.04	3000	0.2500	0.2219	7.07
250	0.1800	0.3011	2.39	800	0.1800	0.3237	4.18	3000	0.4000	0.1272	8.29

Table 8 continued

Q^2 [GeV ²]	x	σ_{red}	δ_{stat} [%]	Q^2 [GeV ²]	x	σ_{red}	δ_{stat} [%]	Q^2 [GeV ²]	x	σ_{red}	δ_{stat} [%]
300	0.0050	1.135	2.13	800	0.2500	0.2226	5.17	3000	0.6500	0.01302	16.94
300	0.0080	0.9749	1.45	800	0.4000	0.1247	7.21	5000	0.0547	0.4324	7.86
300	0.0130	0.8181	1.45	1000	0.0130	0.8326	3.89	5000	0.0800	0.3520	6.38
300	0.0200	0.7086	1.60	1000	0.0200	0.7443	3.28	5000	0.1300	0.3150	7.32
300	0.0320	0.5926	1.69	1000	0.0320	0.5882	3.38	5000	0.1800	0.2647	8.19
300	0.0500	0.5053	1.82	1000	0.0500	0.5003	3.58	5000	0.2500	0.2278	8.92
300	0.0800	0.4462	1.85	1000	0.0800	0.4275	3.88	5000	0.4000	0.09719	11.65
300	0.1300	0.3717	1.93	1000	0.1300	0.3378	4.75	5000	0.6500	0.007011	27.87
300	0.1800	0.3081	2.52	1000	0.1800	0.3008	4.92	8000	0.0875	0.2552	15.58
300	0.4000	0.1551	3.06	1000	0.2500	0.2354	5.56	8000	0.1300	0.2586	11.14
400	0.0080	1.025	1.77	1000	0.4000	0.1210	7.75	8000	0.1800	0.2346	11.31
400	0.0130	0.8345	1.71	1200	0.0130	0.7975	6.75	8000	0.2500	0.2234	11.01
400	0.0200	0.7131	1.77	1200	0.0200	0.6749	4.32	8000	0.4000	0.1034	15.10
400	0.0320	0.6080	1.91	1200	0.0320	0.6406	3.76	8000	0.6500	0.01192	25.07
400	0.0500	0.5019	2.05	1200	0.0500	0.5253	3.95	12,000	0.1300	0.2033	28.52
400	0.0800	0.4265	2.15	1200	0.0800	0.4256	4.33	12,000	0.1800	0.2078	17.53
400	0.1300	0.3662	2.11	1200	0.1300	0.3242	5.38	12,000	0.2500	0.1426	18.70
400	0.1800	0.3066	2.76	1200	0.1800	0.2971	5.47	12,000	0.4000	0.07284	24.35
400	0.4000	0.1572	3.56	1200	0.2500	0.2680	5.62	12,000	0.6500	0.008088	44.93
				1200	0.4000	0.1086	8.59	20,000	0.2500	0.1039	32.86
								20,000	0.4000	0.07670	31.82
								20,000	0.6500	0.01353	57.87

Table 9 The NC e^+p reduced cross section σ_{red} with lepton beam polarisation $P_e = 32.5\%$ with their statistical (δ_{stat}) uncertainties. The full uncertainties are available in Ref. [58], while the respective cross section values are updated according to Sect. 3 and Ref. [59]

Q^2 [GeV ²]	x	σ_{red}	δ_{stat} [%]	Q^2 [GeV ²]	x	σ_{red}	δ_{stat} [%]	Q^2 [GeV ²]	x	σ_{red}	δ_{stat} [%]
120	0.0020	1.353	0.87	500	0.0080	0.9862	2.69	1500	0.0200	0.7066	4.63
120	0.0032	1.192	1.27	500	0.0130	0.8622	1.85	1500	0.0320	0.6057	4.29
150	0.0032	1.224	0.74	500	0.0200	0.7448	1.89	1500	0.0500	0.5409	4.00
150	0.0050	1.096	0.88	500	0.0320	0.6130	1.95	1500	0.0800	0.4435	4.31
150	0.0080	0.9530	1.22	500	0.0500	0.5351	2.06	1500	0.1300	0.3634	5.16
150	0.0130	0.7836	1.71	500	0.0800	0.4512	2.21	1500	0.1800	0.3161	5.38
200	0.0032	1.225	1.40	500	0.1300	0.3739	2.49	1500	0.2500	0.2148	6.22
200	0.0050	1.094	0.97	500	0.1800	0.3124	2.91	1500	0.4000	0.1278	7.55
200	0.0080	0.9510	0.98	500	0.2500	0.2508	3.60	1500	0.6500	0.01479	14.78
200	0.0130	0.7985	1.11	650	0.0130	0.8444	2.14	2000	0.0219	0.7342	7.48
200	0.0200	0.6889	1.22	650	0.0200	0.7301	2.21	2000	0.0320	0.5603	5.24
200	0.0320	0.5832	1.40	650	0.0320	0.6681	2.28	2000	0.0500	0.5596	4.83
200	0.0500	0.5022	1.62	650	0.0500	0.5319	2.38	2000	0.0800	0.4293	5.03
200	0.0800	0.4385	1.77	650	0.0800	0.4372	2.68	2000	0.1300	0.3821	6.71
200	0.1300	0.3558	1.96	650	0.1300	0.3882	3.20	2000	0.1800	0.3152	6.34
200	0.1800	0.3053	2.68	650	0.1800	0.3478	3.07	2000	0.2500	0.2608	6.45
250	0.0050	1.124	1.13	650	0.2500	0.2389	3.85	2000	0.4000	0.1368	8.15
250	0.0080	0.9603	1.10	650	0.4000	0.1352	5.35	2000	0.6500	0.01480	17.19
250	0.0130	0.8134	1.22	800	0.0130	0.8458	3.47	3000	0.0320	0.6145	5.01

Table 9 continued

Q^2 [GeV ²]	x	σ_{red}	δ_{stat} [%]	Q^2 [GeV ²]	x	σ_{red}	δ_{stat} [%]	Q^2 [GeV ²]	x	σ_{red}	δ_{stat} [%]
250	0.0200	0.7022	1.25	800	0.0200	0.7083	2.52	3000	0.0500	0.5424	4.22
250	0.0320	0.5830	1.31	800	0.0320	0.6392	2.60	3000	0.0800	0.4717	4.45
250	0.0500	0.5018	1.45	800	0.0500	0.5330	2.90	3000	0.1300	0.3559	5.53
250	0.0800	0.4335	1.46	800	0.0800	0.4504	3.06	3000	0.1800	0.3364	7.17
250	0.1300	0.3587	1.60	800	0.1300	0.3663	3.54	3000	0.2500	0.2359	6.20
250	0.1800	0.2972	2.20	800	0.1800	0.3316	3.68	3000	0.4000	0.1200	7.64
300	0.0050	1.140	1.94	800	0.2500	0.2574	4.23	3000	0.6500	0.01293	15.66
300	0.0080	0.9790	1.29	800	0.4000	0.1215	6.45	5000	0.0547	0.5109	6.66
300	0.0130	0.8001	1.31	1000	0.0130	0.7831	3.64	5000	0.0800	0.4688	4.98
300	0.0200	0.7169	1.44	1000	0.0200	0.7302	2.97	5000	0.1300	0.3724	5.99
300	0.0320	0.5788	1.51	1000	0.0320	0.6470	2.86	5000	0.1800	0.3302	6.59
300	0.0500	0.4936	1.66	1000	0.0500	0.5420	3.09	5000	0.2500	0.2143	8.44
300	0.0800	0.4384	1.71	1000	0.0800	0.4554	3.40	5000	0.4000	0.1151	9.78
300	0.1300	0.3724	1.75	1000	0.1300	0.3484	4.49	5000	0.6500	0.01243	18.62
300	0.1800	0.3087	2.26	1000	0.1800	0.3044	4.35	8000	0.0875	0.4324	10.53
300	0.4000	0.1476	2.95	1000	0.2500	0.2559	4.74	8000	0.1300	0.3196	9.01
400	0.0080	0.9859	1.60	1000	0.4000	0.1382	8.52	8000	0.1800	0.2936	9.01
400	0.0130	0.8665	1.49	1200	0.0130	0.8759	5.78	8000	0.2500	0.2262	13.15
400	0.0200	0.7125	1.57	1200	0.0200	0.7496	3.64	8000	0.4000	0.1021	13.63
400	0.0320	0.5910	1.68	1200	0.0320	0.5929	3.51	8000	0.6500	0.01562	19.28
400	0.0500	0.4989	1.85	1200	0.0500	0.5162	3.52	12,000	0.1300	0.2127	27.73
400	0.0800	0.4340	2.00	1200	0.0800	0.4456	3.76	12,000	0.1800	0.2220	15.03
400	0.1300	0.3538	1.94	1200	0.1300	0.3656	4.55	12,000	0.2500	0.1707	15.33
400	0.1800	0.3076	2.51	1200	0.1800	0.3449	5.25	12,000	0.4000	0.1257	16.94
400	0.4000	0.1435	3.13	1200	0.2500	0.2404	5.97	12,000	0.6500	0.02261	24.29
				1200	0.4000	0.1103	7.57	20,000	0.2500	0.1423	25.06
								20,000	0.4000	0.1118	23.67
								20,000	0.6500	0.006952	71.00
								30,000	0.4000	0.07828	51.28
								30,000	0.6500	0.01392	70.94

Table 10 The CC e^-p cross section $\sigma = d^2\sigma^{\text{CC}}/dx dQ^2$ for lepton polarisation $P_e = -25.8\%$ (left) and $P_e = 36.0\%$ (right) with their statistical (δ_{stat}) uncertainties. The full uncertainties are available in Ref. [58], while the respective cross section values are updated according to Sect. 3 and Ref. [59]

Q^2 [GeV ²]	x	σ [pb/GeV ²]	δ_{stat} [%]	Q^2 [GeV ²]	x	σ [pb/GeV ²]	δ_{stat} [%]
300	0.008	2.03	40.6	300	0.008	1.18	47.2
300	0.013	0.934	14.4	300	0.013	0.428	35.0
300	0.032	0.309	14.0	300	0.032	0.129	24.9
300	0.080	0.785×10^{-1}	13.5	300	0.080	0.473×10^{-1}	25.2
500	0.013	0.799	9.8	500	0.013	0.412	20.5
500	0.032	0.252	8.1	500	0.032	0.143	16.3
500	0.080	0.627×10^{-1}	9.3	500	0.080	0.368×10^{-1}	18.4
500	0.130	0.348×10^{-1}	21.4	500	0.130	0.133×10^{-1}	50.5
1000	0.013	0.482	10.2	1000	0.013	0.286	19.9
1000	0.032	0.232	6.2	1000	0.032	0.116	12.8
1000	0.080	0.716×10^{-1}	6.4	1000	0.080	0.446×10^{-1}	12.0
1000	0.130	0.339×10^{-1}	10.9	1000	0.130	0.129×10^{-1}	26.3
2000	0.032	0.150	5.8	2000	0.032	0.717×10^{-1}	12.7
2000	0.080	0.579×10^{-1}	5.2	2000	0.080	0.234×10^{-1}	12.4

Table 10 continued

Q^2 [GeV ²]	x	σ [pb/GeV ²]	δ_{stat} [%]	Q^2 [GeV ²]	x	σ [pb/GeV ²]	δ_{stat} [%]
2000	0.130	0.293×10^{-1}	7.4	2000	0.130	0.130×10^{-1}	16.3
2000	0.250	0.106×10^{-1}	14.6	2000	0.250	0.548×10^{-2}	28.9
3000	0.080	0.402×10^{-1}	5.2	3000	0.080	0.229×10^{-1}	10.1
3000	0.130	0.236×10^{-1}	6.1	3000	0.130	0.923×10^{-2}	14.3
3000	0.250	0.865×10^{-2}	9.2	3000	0.250	0.384×10^{-2}	19.6
5000	0.080	0.265×10^{-1}	6.6	5000	0.080	0.137×10^{-1}	13.6
5000	0.130	0.158×10^{-1}	5.8	5000	0.130	0.850×10^{-2}	11.7
5000	0.250	0.609×10^{-2}	7.1	5000	0.250	0.283×10^{-2}	15.1
5000	0.400	0.185×10^{-2}	19.2	5000	0.400	0.837×10^{-3}	40.9
8000	0.130	0.107×10^{-1}	7.1	8000	0.130	0.550×10^{-2}	14.3
8000	0.250	0.325×10^{-2}	7.3	8000	0.250	0.170×10^{-2}	15.4
8000	0.400	0.132×10^{-2}	13.4	8000	0.400	0.514×10^{-3}	31.7
15,000	0.250	0.197×10^{-2}	8.4	15,000	0.250	0.103×10^{-2}	17.7
15,000	0.400	0.492×10^{-3}	11.1	15,000	0.400	0.271×10^{-3}	23.6
30,000	0.400	0.208×10^{-3}	17.2				

Table 11 The CC e^+p cross section $\sigma = d^2\sigma^{\text{CC}}/dx dQ^2$ for lepton polarisation $P_e = -37.0\%$ (left) and $P_e = 32.5\%$ (right) with their statistical (δ_{stat}) uncertainties. The full uncertainties are available in Ref. [58], while the respective cross section values are updated according to Sect. 3 and Ref. [59]

Q^2 [GeV ²]	x	σ [pb/GeV ²]	δ_{stat} [%]	Q^2 [GeV ²]	x	σ [pb/GeV ²]	δ_{stat} [%]
300	0.008	1.21	38.5	300	0.008	0.778	49.3
300	0.013	0.414	28.4	300	0.013	0.593	20.4
300	0.032	0.102	23.6	300	0.032	0.273	11.9
300	0.080	0.258×10^{-1}	27.5	300	0.080	0.519×10^{-1}	16.8
500	0.013	0.286	20.4	500	0.008	1.57	23.2
500	0.032	0.105	15.2	500	0.013	0.670	11.4
500	0.080	0.386×10^{-1}	14.2	500	0.032	0.252	8.5
500	0.130	0.122×10^{-1}	41.5	500	0.080	0.603×10^{-1}	9.8
1000	0.013	0.241	18.4	500	0.130	0.268×10^{-1}	23.7
1000	0.032	0.124	9.9	1000	0.013	0.392	12.5
1000	0.080	0.204×10^{-1}	13.9	1000	0.032	0.176	7.4
1000	0.130	0.736×10^{-2}	26.1	1000	0.080	0.512×10^{-1}	7.8
2000	0.032	0.537×10^{-1}	11.3	1000	0.130	0.267×10^{-1}	12.1
2000	0.080	0.157×10^{-1}	11.5	2000	0.032	0.104	7.3
2000	0.130	0.698×10^{-2}	17.1	2000	0.080	0.371×10^{-1}	6.6
2000	0.250	0.229×10^{-2}	31.8	2000	0.130	0.165×10^{-1}	9.9
3000	0.080	0.119×10^{-1}	11.3	2000	0.250	0.473×10^{-2}	19.3
3000	0.130	0.544×10^{-2}	14.9	3000	0.080	0.247×10^{-1}	6.9
3000	0.250	0.158×10^{-2}	23.1	3000	0.130	0.154×10^{-1}	8.0
5000	0.080	0.364×10^{-2}	21.0	3000	0.250	0.260×10^{-2}	15.9
5000	0.130	0.309×10^{-2}	15.6	5000	0.080	1.000×10^{-2}	10.9
5000	0.250	0.816×10^{-3}	22.5	5000	0.130	0.636×10^{-2}	9.8
5000	0.400	0.529×10^{-3}	40.9	5000	0.250	0.187×10^{-2}	13.3
8000	0.130	0.696×10^{-3}	29.7	5000	0.400	0.873×10^{-3}	25.0
8000	0.250	0.621×10^{-3}	20.5	8000	0.130	0.217×10^{-2}	15.4
8000	0.400	0.802×10^{-4}	58.3	8000	0.250	0.100×10^{-2}	13.5
15,000	0.250	0.741×10^{-4}	46.0	8000	0.400	0.299×10^{-3}	27.8
15,000	0.400	0.318×10^{-4}	45.0	15,000	0.250	0.315×10^{-3}	19.0
				15,000	0.400	0.370×10^{-4}	38.0

Appendix B: Results of fits with many parameters

quote fits of scale-dependent ρ'_{NC} , κ'_{NC} and ρ'_{CC} parameters and their correlation coefficients.

Table 12 quotes the fit of ρ'_{NC} , κ'_{NC} and ρ'_{CC} parameters and their correlation coefficients. Tables 13, 14, 15, 16, 17 and 18

Table 12 Results for ρ'_{NC} , κ'_{NC} and ρ'_{CC} parameters, and their correlation coefficients, from fits with more than two EW parameters. For the $\rho'_{NC,d} + \kappa'_{NC,d} + \rho'_{NC,u} + \kappa'_{NC,u} + \text{PDF}$ fit the uncertainties are only approximate since χ^2 is not described by a quadratic dependence on the fit parameters. The uncertainties quoted correspond to the total uncertainties

Fit parameters	Result	Correlation			
$\rho'_{NC,u} + \kappa'_{NC,u} + \rho'_{NC,d} + \kappa'_{NC,d} + \text{PDF}$	$\rho'_{NC,u} = 1.53 \pm 0.35$	1.00			
	$\kappa'_{NC,u} = 1.26 \pm 0.14$	0.29	1.00		
	$\rho'_{NC,d} = 0.18 \pm 0.39$	-0.86	-0.26	1.00	
	$\kappa'_{NC,d} = -6.4 \pm 10.5$	-0.84	-0.34	0.993	1.00
$\rho'_{NC,q} + \kappa'_{NC,q} + \rho'_{NC,e} + \kappa'_{NC,e} + \text{PDF}$	$\rho'_{NC,q} = 1.99 \pm 1.91$	1.00			
	$\kappa'_{NC,q} = 0.93 \pm 0.12$	-0.02	1.00		
	$\rho'_{NC,e} = 0.59 \pm 0.58$	-0.99	0.09	1.00	
	$\kappa'_{NC,e} = 0.98 \pm 0.06$	-0.25	-0.10	0.33	1.00
$\rho'_{NC,f} + \kappa'_{NC,f} + \rho'_{CC,f} + \text{PDF}$	$\rho'_{NC,f} = 1.09 \pm 0.07$	1.00			
	$\kappa'_{NC,f} = 0.97 \pm 0.05$	0.82	1.00		
	$\rho'_{CC,f} = 1.004 \pm 0.008$	0.03	-0.12	1.00	

Table 13 Results for the $\rho'_{NC,q}$ and $\kappa'_{NC,q}$ parameters determined at different values of Q^2 . The Q^2 range of the data selection, and the correlation coefficients of the fit parameters are indicated

Q^2 range [GeV ²]	Parameter	Result	Correlation							
[561, 1778]	$\rho'_{NC,q}$	2.05 ± 0.50	1.00							
[1778, 6000]	$\rho'_{NC,q}$	1.06 ± 0.16	0.11	1.00						
[6000, 16680]	$\rho'_{NC,q}$	1.17 ± 0.18	0.05	0.14	1.00					
[16680, 77000]	$\rho'_{NC,q}$	1.59 ± 0.42	0.01	0.07	0.11	1.00				
[561, 1778]	$\kappa'_{NC,q}$	1.21 ± 0.15	0.75	0.07	0.03	0.01	1.00			
[1778, 6000]	$\kappa'_{NC,q}$	0.92 ± 0.16	0.05	0.72	0.10	0.05	0.07	1.00		
[6000, 16680]	$\kappa'_{NC,q}$	1.02 ± 0.19	0.02	0.09	0.63	0.07	0.03	0.09	1.00	
[16680, 77000]	$\kappa'_{NC,q}$	0.41 ± 0.33	0.00	0.07	0.11	0.70	0.01	0.06	0.09	1.00

Table 14 Results for the $\rho'_{NC,e}$ and $\kappa'_{NC,e}$ parameters determined at different values of Q^2 . The Q^2 range of the data selection, and the correlation coefficients of the fit parameters are indicated

Q^2 range [GeV ²]	Parameter	Result	Correlation							
[561, 1778]	$\rho'_{NC,e}$	1.51 ± 0.34	1.00							
[1778, 6000]	$\rho'_{NC,e}$	1.10 ± 0.18	0.06	1.00						
[6000, 16680]	$\rho'_{NC,e}$	1.14 ± 0.24	0.03	0.17	1.00					
[16680, 77000]	$\rho'_{NC,e}$	1.19 ± 0.34	0.02	0.11	0.16	1.00				
[561, 1778]	$\kappa'_{NC,e}$	0.99 ± 0.06	0.66	0.07	0.04	0.03	1.00			
[1778, 6000]	$\kappa'_{NC,e}$	0.99 ± 0.07	0.05	0.76	0.15	0.09	0.16	1.00		
[6000, 16680]	$\kappa'_{NC,e}$	0.98 ± 0.13	0.02	0.15	0.83	0.13	0.07	0.16	1.00	
[16680, 77000]	$\kappa'_{NC,e}$	0.53 ± 0.21	0.01	0.10	0.13	0.72	0.03	0.10	0.13	1.00

Table 15 Results for the $\rho'_{NC,f}$ and $\kappa'_{NC,f}$ parameters determined at different values of Q^2 . The Q^2 range of the data selection, and the correlation coefficients of the fit parameters are indicated

Q^2 range [GeV ²]	Parameter	Result	Correlation							
[561, 1778]	$\rho'_{NC,f}$	1.28 ± 0.19	1.00							
[1778, 6000]	$\rho'_{NC,f}$	1.03 ± 0.09	0.07	1.00						
[6000, 16680]	$\rho'_{NC,f}$	1.07 ± 0.11	0.03	0.19	1.00					
[16680, 77000]	$\rho'_{NC,f}$	1.09 ± 0.17	0.02	0.11	0.16	1.00				
[561, 1778]	$\kappa'_{NC,f}$	1.01 ± 0.07	0.83	0.07	0.04	0.03	1.00			
[1778, 6000]	$\kappa'_{NC,f}$	0.98 ± 0.06	0.07	0.80	0.17	0.10	0.14	1.00		
[6000, 16680]	$\kappa'_{NC,f}$	0.99 ± 0.09	0.03	0.16	0.83	0.13	0.06	0.18	1.00	
[16680, 77000]	$\kappa'_{NC,f}$	0.69 ± 0.13	0.02	0.10	0.14	0.77	0.04	0.10	0.13	1.00

Table 16 Results for the $\rho'_{CC,eq}$ parameters determined at different values of Q^2 . The Q^2 range of the data selection, and the correlation coefficients of the fit parameters are indicated

Q^2 range [GeV ²]	Parameter	Result	Correlation						
[224, 708]	$\rho'_{CC,eq}$	0.948 ± 0.030	1.00						
[708, 2239]	$\rho'_{CC,eq}$	0.993 ± 0.014	0.40	1.00					
[2239, 7079]	$\rho'_{CC,eq}$	0.993 ± 0.013	0.15	0.17	1.00				
[7079, 25119]	$\rho'_{CC,eq}$	1.008 ± 0.020	-0.03	0.01	0.12	1.00			

Table 17 Results for the $\rho'_{CC,e\bar{q}}$ parameters determined at different values of Q^2 . The Q^2 range of the data selection, and the correlation coefficients of the fit parameters are indicated

Q^2 range [GeV ²]	Parameter	Result	Correlation						
[224, 708]	$\rho'_{CC,e\bar{q}}$	1.018 ± 0.045	1.00						
[708, 2239]	$\rho'_{CC,e\bar{q}}$	1.054 ± 0.041	0.63	1.00					
[2239, 7079]	$\rho'_{CC,e\bar{q}}$	1.062 ± 0.046	0.48	0.67	1.00				
[7079, 25119]	$\rho'_{CC,e\bar{q}}$	1.010 ± 0.075	0.14	0.29	0.50	1.00			

Table 18 Results for the $\rho'_{CC,f}$ parameters determined at different values of Q^2 . The Q^2 range of the data selection, and the correlation coefficients of the fit parameters are indicated

Q^2 range [GeV ²]	Parameter	Result	Correlation						
[224, 708]	$\rho'_{CC,f}$	0.976 ± 0.018	1.00						
[708, 2239]	$\rho'_{CC,f}$	0.998 ± 0.011	0.47	1.00					
[2239, 7079]	$\rho'_{CC,f}$	0.999 ± 0.010	0.19	0.24	1.00				
[7079, 25119]	$\rho'_{CC,f}$	1.004 ± 0.017	-0.06	-0.01	0.12	1.00			

References

- Gargamelle Neutrino Collaboration, F.J. Hasert et al. Phys. Lett. **46B**, 138 (1973)
- D. Haidt, Adv. Ser. Direct. High Energy Phys. **23**, 165 (2015)
- S.L. Glashow, Nucl. Phys. **22**, 579 (1961)
- S. Weinberg, Phys. Rev. Lett. **19**, 1264 (1967)
- S. Weinberg, Phys. Rev. Lett. **27**, 1688 (1971)
- S. Weinberg, Phys. Rev. D **5**, 1412 (1972)
- A. Salam, J.C. Ward, Phys. Lett. **13**, 168 (1964)
- P.W. Higgs, Phys. Lett. **12**, 132 (1964)
- P.W. Higgs, Phys. Rev. Lett. **13**, 508 (1964)
- F. Englert, R. Brout, Phys. Rev. Lett. **13**, 321 (1964)
- C.Y. Prescott et al., Phys. Lett. **77B**, 347 (1978)
- C.Y. Prescott et al., Phys. Lett. **84B**, 524 (1979)
- V. MuLan Collaboration, Tishchenko et al. Phys. Rev. D **87**, 052003 (2013). [arXiv:1211.0960](https://arxiv.org/abs/1211.0960)
- G.L. Fogli, D. Haidt, Z. Phys. C **40**, 379 (1988)
- A. Blondel et al., Z. Phys. C **45**, 361 (1990)
- CHARM Collaboration, J.V. Allaby et al., Z. Phys. C **36**, 611 (1987)
- E770, E744, CCFR Collaboration, K.S. McFarland et al., Eur. Phys. J. C **1**, 509 (1998). [arXiv:hep-ex/9701010](https://arxiv.org/abs/hep-ex/9701010)
- NuTeV Collaboration, G.P. Zeller et al., Phys. Rev. Lett. **88**, 091802 (2002). [arXiv:hep-ex/0110059](https://arxiv.org/abs/hep-ex/0110059) [Erratum: Phys. Rev. Lett. **90**, 239902 (2003)]
- SLD Electroweak Group, DELPHI, ALEPH, SLD, SLD Heavy Flavour Group, OPAL, LEP Electroweak Working Group, L3 Collaboration, S. Schael et al., Phys. Rep. **427**, 257 (2006). [arXiv:hep-ex/0509008](https://arxiv.org/abs/hep-ex/0509008)
- CMS Collaboration, S. Chatrchyan et al., Phys. Rev. D **84**, 112002 (2011). [arXiv:1110.2682](https://arxiv.org/abs/1110.2682)
- DELPHI, OPAL, LEP Electroweak, ALEPH, L3 Collaboration, S. Schael et al., Phys. Rep. **532**, 119 (2013). [arXiv:1302.3415](https://arxiv.org/abs/1302.3415)
- LHCb Collaboration, R. Aaij et al., JHEP **11**, 190 (2015). [arXiv:1509.07645](https://arxiv.org/abs/1509.07645)
- ATLAS Collaboration, G. Aad et al., JHEP **09**, 049 (2015). [arXiv:1503.03709](https://arxiv.org/abs/1503.03709)

24. CDF, D0 Collaboration, T.A. Aaltonen et al., Phys. Rev. D **97**, 112007 (2018). [arXiv:1801.06283](#)
25. H1 Collaboration, T. Ahmed et al., Phys. Lett. B **324**, 241 (1994)
26. H1 Calorimeter Group Collaboration, B. Andrieu et al., Nucl. Instrum. Methods A **336**, 460 (1993)
27. H1 Collaboration, I. Abt et al., Nucl. Instrum. Methods A **386**, 310 (1997)
28. H1 Collaboration, I. Abt et al., Nucl. Instrum. Methods A **386**, 348 (1997)
29. H1 SPACAL Group Collaboration, R.D. Appuhn et al., Nucl. Instrum. Methods A **386**, 397 (1997)
30. H1 Collaboration, S. Aid et al., Phys. Lett. B **379**, 319 (1996). [arXiv:hep-ex/9603009](#)
31. ZEUS Collaboration, J. Breitweg et al., Eur. Phys. J. C **12**, 411 (2000). [arXiv:hep-ex/9907010](#) [Erratum: Eur. Phys. J. C **2**, 305 (2003)]
32. H1 Collaboration, C. Adloff et al., Eur. Phys. J. C **13**, 609 (2000). [arXiv:hep-ex/9908059](#)
33. H1 Collaboration, C. Adloff et al., Eur. Phys. J. C **19**, 269 (2001). [arXiv:hep-ex/0012052](#)
34. ZEUS Collaboration, S. Chekanov et al., Phys. Lett. B **539**, 197 (2002). [arXiv:hep-ex/0205091](#) [Erratum: Phys. Lett. B **552**, 308 (2003)]
35. H1 Collaboration, A. Aktas et al., Phys. Lett. B **632**, 35 (2006). [arXiv:hep-ex/0507080](#)
36. ZEUS Collaboration, H. Abramowicz et al., Phys. Rev. D **93**, 092002 (2016). [arXiv:1603.09628](#)
37. I. Abt et al., Phys. Rev. D **94**, 052007 (2016). [arXiv:1604.05083](#)
38. A.M. Cooper-Sarkar, A. Bodek, K. Long, E. Rizvi, H. Spiesberger, J. Phys. G **25**, 1387 (1999). [arXiv:hep-ph/9902277](#)
39. M. Klein, T. Riemann, Z. Phys. C **24**, 151 (1984)
40. Particle Data Group Collaboration, C. Patrignani et al., Chin. Phys. C **40**, 100001 (2016)
41. A. Sirlin, Phys. Rev. D **22**, 971 (1980)
42. A. Sirlin, Phys. Rev. D **29**, 89 (1984)
43. M. Böhm, H. Spiesberger, W. Hollik, Fortsch. Phys. **34**, 687 (1986)
44. W.F.L. Hollik, Fortsch. Phys. **38**, 165 (1990)
45. M. Böhm, H. Spiesberger, Nucl. Phys. B **294**, 1081 (1987)
46. D.Yu. Bardin, C. Burdick, P.K. Khristova, T. Riemann, Z. Phys. C **42**, 679 (1989)
47. W. Hollik, D.Yu. Bardin, J. Blümlein, B.A. Kniehl, T. Riemann, H. Spiesberger, Electroweak parameters at HERA: theoretical aspects, in *Workshop on Physics at HERA Hamburg, Germany, October 29–30, 1991* (1992), p. 923 (**MPI-PH-92-30**)
48. M. Böhm, H. Spiesberger, Nucl. Phys. B **304**, 749 (1988)
49. D.Yu. Bardin, K.C. Burdick, P.K. Khristova, T. Riemann, Z. Phys. C **44**, 149 (1989)
50. B. Heinemann, S. Riess, H. Spiesberger, Radiative corrections for charged current scattering: a comparison of computer codes, in *Monte Carlo Generators for HERA Physics. Proceedings, Workshop, Hamburg, Germany 1998–1999* (1998), p. 530
51. H. Spiesberger, EPRC: a program package for electroweak physics at HERA, in *Future Physics at HERA. Proceedings, Workshop, Hamburg, Germany, September 25, 1995–May 31, 1996*, vols. 1, 2 (1995)
52. A. Kwiatkowski, H. Spiesberger, H.J. Möhring, Comput. Phys. Commun. **69**, 155 (1992)
53. K. Charchula, G.A. Schuler, H. Spiesberger, Comput. Phys. Commun. **81**, 381 (1994)
54. H. Spiesberger, Adv. Ser. Direct. High Energy Phys. **14**, 626 (1995)
55. W.J. Marciano, A. Sirlin, Phys. Rev. D **22**, 2695 (1980) [Erratum: Phys. Rev. D **31**, 213 (1985)]
56. H1 Collaboration, F.D. Aaron et al., Eur. Phys. J. C **71**, 1579 (2011). [arXiv:1012.4355](#)
57. H1 Collaboration, C. Adloff et al., Eur. Phys. J. C **30**, 1 (2003). [arXiv:hep-ex/0304003](#)
58. H1 Collaboration, F.D. Aaron et al., JHEP **09**, 061 (2012). [arXiv:1206.7007](#)
59. H1 Collaboration, F.D. Aaron et al., Eur. Phys. J. C **72**, 2163 (2012). [arXiv:1205.2448](#) [Erratum: Eur. Phys. J. C **74**, 2733 (2012)]
60. H1 Collaboration, C. Adloff et al., Nucl. Phys. B **497**, 3 (1997). [arXiv:hep-ex/9703012](#)
61. H1 Collaboration, C. Adloff et al., Eur. Phys. J. C **21**, 33 (2001). [arXiv:hep-ex/0012053](#)
62. H1 Collaboration, F.D. Aaron et al., Eur. Phys. J. C **63**, 625 (2009). [arXiv:0904.0929](#)
63. H1 Collaboration, F.D. Aaron et al., Eur. Phys. J. C **64**, 561 (2009). [arXiv:0904.3513](#)
64. A. Vogt, S. Moch, J.A.M. Vermaseren, Nucl. Phys. B **691**, 129 (2004). [arXiv:hep-ph/0404111](#)
65. S. Moch, J.A.M. Vermaseren, A. Vogt, Nucl. Phys. B **688**, 101 (2004). [arXiv:hep-ph/0403192](#)
66. H1 and ZEUS Collaborations, H. Abramowicz et al., Eur. Phys. J. C **75**, 580 (2015). [arXiv:1506.06042](#)
67. H1 Collaboration, V. Andreev et al., Eur. Phys. J. C **77**, 791 (2017). [arXiv:1709.07251](#)
68. S. Alekhin et al., Eur. Phys. J. C **75**, 304 (2015). [arXiv:1410.4412](#)
69. M. Botje, Comput. Phys. Commun. **182**, 490 (2011). [arXiv:1005.1481](#)
70. M. Botje, [arXiv:1602.08383](#)
71. H1 Collaboration, V. Andreev et al., Eur. Phys. J. C **75**, 65 (2015). [arXiv:1406.4709](#)
72. B. Sobloher, R. Fabbri, T. Behnke, J. Olsson, D. Pitzl, S. Schmitt, J. Tomaszewska, [arXiv:1201.2894](#)
73. J. Blümlein, M. Klein, T. Riemann, Testing the electroweak Standard Model at HERA, in *Physics at Future Accelerators, Proceedings, 10th Warsaw Symposium on Elementary Particle Physics, Kazimierz, Poland, May 24–30, 1987* (1987), p. 39 (**PHE-87-03**)
74. G. Cowan, K. Cranmer, E. Gross, O. Vitells, Eur. Phys. J. C **71**, 1554 (2011). [arXiv:1007.1727](#) [Erratum: Eur. Phys. J. C **73**, 2501 (2013)]
75. F. James, M. Roos, Comput. Phys. Commun. **10**, 343 (1975)
76. ALEPH Collaboration, R. Barate et al., Phys. Lett. B **415**, 435 (1997)
77. L3 Collaboration, M. Acciarri et al., Phys. Lett. B **407**, 419 (1997)
78. OPAL Collaboration, K. Ackerstaff et al., Phys. Lett. B **389**, 416 (1996)
79. DELPHI Collaboration, J. Abdallah et al., Eur. Phys. J. C **55**, 1 (2008). [arXiv:0803.2534](#)
80. D0 Collaboration, V.M. Abazov et al., Phys. Rev. Lett. **108**, 151804 (2012). [arXiv:1203.0293](#)
81. CDF Collaboration, T. Aaltonen et al., Phys. Rev. Lett. **108**, 151803 (2012). [arXiv:1203.0275](#)
82. CDF Collaboration, T.A. Aaltonen et al., Phys. Rev. D **89**, 072003 (2014). [arXiv:1311.0894](#)
83. ATLAS Collaboration, M. Aaboud et al., Eur. Phys. J. C **78**, 110 (2018). [arXiv:1701.07240](#)
84. CDF, D0 Collaboration, T.A. Aaltonen et al., Phys. Rev. D **88**, 052018 (2013). [arXiv:1307.7627](#)
85. R. Beyer, E. Elsen, S. Riess, F. Zetsche, H. Spiesberger, Electroweak precision tests with deep inelastic scattering at HERA, in *Future Physics at HERA. Proceedings, Workshop, Hamburg, Germany, September 25, 1995–May 31, 1996*, vols. 1, 2 (1995)
86. V. Brisson, F.W. Büsler, F. Niebergall, E. Elsen, D. Haidt, M. Hapke, M. Kühlen, The Measurement of electroweak parameters at HERA, in *Workshop on Physics at HERA Hamburg, Germany, October 29–30, 1991* (1991), p. 947
87. ATLAS Collaboration, G. Aad et al., Eur. Phys. J. C **75**, 330 (2015). [arXiv:1503.05427](#)

88. CMS Collaboration, V. Khachatryan et al., *Phys. Rev. D* **93**, 072004 (2016). [arXiv:1509.04044](#)
89. CMS Collaboration, A.M. Sirunyan et al., *Phys. Rev. D* **96**, 032002 (2017). [arXiv:1704.06142](#)
90. ATLAS Collaboration, M. Aaboud et al., *JHEP* **09**, 118 (2017). [arXiv:1702.07546](#)
91. CMS Collaboration, Measurement of the top quark mass with lepton+jets final states in pp collisions at $\sqrt{s} = 13$ TeV. CMS-PAS-TOP-17-007, CERN, Geneva (2017). <https://cds.cern.ch/record/2284594>
92. CDF and D0 Collaboration, T.E.W. Group, T. Aaltonen, [arXiv:1608.01881](#)
93. ATLAS, CMS Collaboration, G. Aad et al., *Phys. Rev. Lett.* **114**, 191803 (2015). [arXiv:1503.07589](#)
94. J. de Blas, M. Ciuchini, E. Franco, S. Mishima, M. Pierini, L. Reina, L. Silvestrini, *JHEP* **12**, 135 (2016). [arXiv:1608.01509](#)
95. J. Haller, A. Hoecker, R. Kogler, K. Mönig, T. Peiffer, J. Stelzer, *Eur. Phys. J. C* **78**, 675 (2018). [arXiv:1803.01853](#)
96. D0 Collaboration, V.M. Abazov et al., *Phys. Rev. D* **84**, 012007 (2011). [arXiv:1104.4590](#)
97. S. Alekhin, J. Blümlein, S. Moch, R. Placakyte, *Phys. Rev. D* **96**, 014011 (2017). [arXiv:1701.05838](#)
98. S. Dulat, T.-J. Hou, J. Gao, M. Guzzi, J. Huston, P. Nadolsky, J. Pumplin, C. Schmidt, D. Stump, C.P. Yuan, *Phys. Rev. D* **93**, 033006 (2016). [arXiv:1506.07443](#)
99. L.A. Harland-Lang, A.D. Martin, P. Motylinski, R.S. Thorne, *Eur. Phys. J. C* **75**, 204 (2015). [arXiv:1412.3989](#)
100. NNPDF Collaboration, R.D. Ball et al., *JHEP* **04**, 040 (2015). [arXiv:1410.8849](#)
101. H1 Collaboration, F.D. Aaron et al., *Phys. Lett. B* **704**, 388–396 (2011). [arXiv:1107.3716](#)
102. H1 Collaboration, F.D. Aaron et al., *Phys. Lett. B* **705**, 52–58 (2011). [arXiv:1107.2478](#)