



# Mechanochemical solid-phase reaction between polyvinylidene fluoride and sodium hydroxide

Qiwu Zhang, Jinfeng Lu, Fumio Saito, Michel Baron

## ► To cite this version:

Qiwu Zhang, Jinfeng Lu, Fumio Saito, Michel Baron. Mechanochemical solid-phase reaction between polyvinylidene fluoride and sodium hydroxide. *Journal of Applied Polymer Science*, 2001, 81, p. 2249-2252. 10.1002/app.1663 . hal-01845792

**HAL Id: hal-01845792**

**<https://hal.science/hal-01845792>**

Submitted on 24 Feb 2021

**HAL** is a multi-disciplinary open access archive for the deposit and dissemination of scientific research documents, whether they are published or not. The documents may come from teaching and research institutions in France or abroad, or from public or private research centers.

L'archive ouverte pluridisciplinaire **HAL**, est destinée au dépôt et à la diffusion de documents scientifiques de niveau recherche, publiés ou non, émanant des établissements d'enseignement et de recherche français ou étrangers, des laboratoires publics ou privés.

# Mechanochemical Solid-Phase Reaction between Polyvinylidene Fluoride and Sodium Hydroxide

QIWU ZHANG,<sup>1</sup> JINFENG LU,<sup>1</sup> FUMIO SAITO,<sup>1</sup> MICHEL BARON<sup>2</sup>

<sup>1</sup> Institute of Multidisciplinary Research for Advanced Materials, Tohoku University, 2-1-1, Katahira, Aoba-ku, Sendai 980-8577, Japan

<sup>2</sup> Ecole des Mines d Albi, 81013 Albi Cedex 09, France

**ABSTRACT:** Grinding a mixture of polyvinylidene fluoride (PVDF) and NaOH was conducted by a planetary ball mill at atmospheric condition to investigate mechanochemical reaction between the two substances. The grinding stimulates the reaction to form NaF and organic composites. Yield of fluorine converted from PVDF to NaF increases with an increase in grinding time and reaches 90% at 60 min or more. As for the organic phase, oxygen-bearing compounds are formed due to substitution of fluorine by OH base. The organic compounds are classified into water-soluble and insoluble ones, depending on their structures.

**Key words:** PVDF; grinding; mechanochemical reaction; defluorination

## INTRODUCTION

Polyvinylidene fluoride (PVDF,  $[\text{CH}_2\text{CF}_2]_n$ ) is one of the fluorine resin group, and is distinguished by excellent resistance to heat, aging and abrasion, chemical stability with nontoxicity, unique electrical properties, durability for UV, and gamma radiation. These properties allow us to use it in a wide range such as mechanical, chemical, electrical, agricultural, and food industries.<sup>1,2</sup> Recently, the amount of fluorine resin produced has increased; accordingly, so has the amount of the waste resin been growing. When the waste halogen-bearing resins<sup>3–6</sup> are burned in a furnace, toxic gases such as HF as well as harmful substances like dioxins are emitted in a flue gas and ashes. Because the emission of such toxic and harmful substances should be prevented, proper techniques are

strongly required in waste deposit facilities. A method for adsorbing toxic gases in a thermal treatment of the waste has been developed; however, this is sometimes accompanied with corrosion of devices for adsorbing the gases.

Another route for processing such polymer wastes is a mechanochemical method.<sup>7–9</sup> Although it is known that mechanical treatment of polymer will degrade it easily and its molecular weight decreases to a relatively low level,<sup>10–13</sup> the basic unit (monomer part) remains unchanged after the mechanical treatment. It is different in the mechanochemical process where an active chemical is added into polymer so that not only degradation but a real reaction takes place. In this article, we provide fundamental information on the mechanochemical solid phase reaction between PVDF and NaOH to form organic compounds and NaF. The organic phases after defluorination may be used as fuel, while NaF has a possibility to be a source for fluorine recycling.

*Correspondence to:* Q. Zhang.

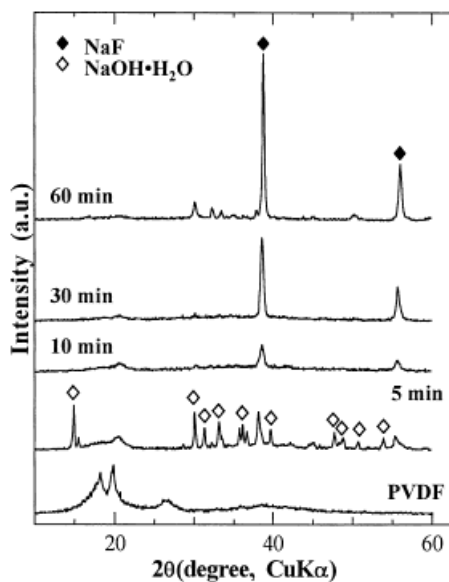
## EXPERIMENTAL

The PVDF sample (called sample A) used in the experiment was supplied from Dowa Mining Co. Ltd., Japan. NaOH, HCl solution, and ethyl acetate were obtained from Wako Pure Chemical Industries, Ltd., Japan. The PVDF and NaOH samples were mixed as a starting mixture where fluorine is equivalent to sodium in the starting mixture.

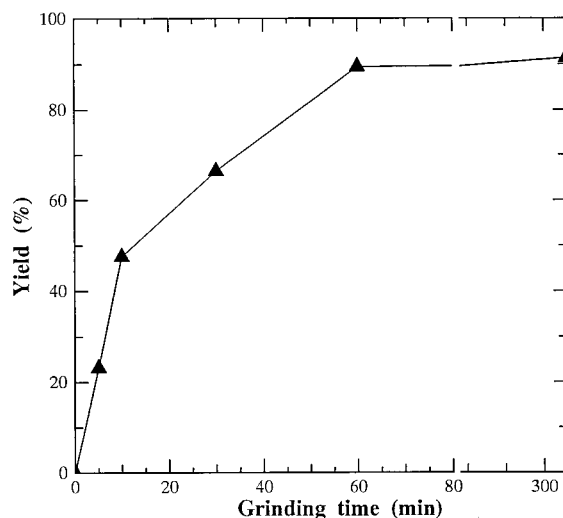
A planetary ball mill (Pulverisette-7, Fritsch, Germany) was used to grind the starting mixtures at approximately 700 rpm under atmospheric condition. Four grams of the mixture were charged in a zirconia pot of 45cm<sup>3</sup> inner volume with seven zirconia balls of 15 mm diameter and ground for different periods of time.

Washing operation for the ground samples was conducted as follows: 1 g of sample was dispersed into 50 mL distilled water in a vial with mechanical agitation for 60 min. Subsequently, the suspension was filtered to separate solid and liquid phases. The solid particles were rinsed with 50 mL distilled water two times. The solid particles were called sample B. pH value of the filtrate was regulated to 2 by adding HCl solution, then 40 mL ethyl acetate was added to the filtrate of 250 mL to extract soluble organic phase. The organic sample after the extraction is called sample C. Both samples B and C were dried at 373 K for 2 h in air.

X-ray diffraction (XRD) analysis was conducted on the ground samples for identifying phases in the



**Figure 1** XRD patterns of the PVDF and NaOH mixture ground for different periods of time.



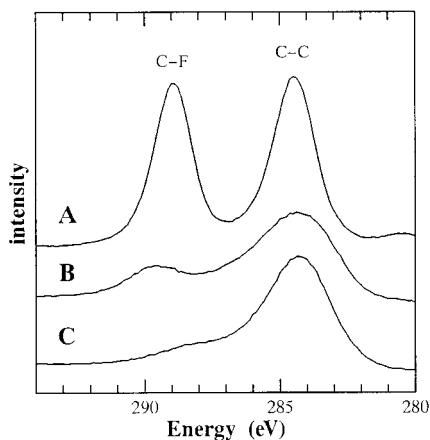
**Figure 2** Yield of the F extracted by washing the ground mixture.

ground samples. Mg-K $\alpha$  radiation was used in X-ray photoelectron spectroscopic (XPS) measurement to record spectra for samples A, B, and C. Infrared spectra for these three samples were recorded by means of Fourier transform infrared (FTIR) spectroscopy using a KBr disc method. Fluorine concentration in the filtrate was measured by an Ion-Chromatography (IC) method.

## RESULTS

Figure 1 shows XRD patterns of the original PVDF and the mixtures ground for different periods of time. Peaks of NaF are observed in the pattern of the sample ground for 10 min. Intensity of the peak increases relatively with an increase in grinding time. The result suggests that displacement reaction of fluoride anion for OH base proceeds during the grinding to form NaF in the product, although no clear information on dissociation of organic compounds is provided.

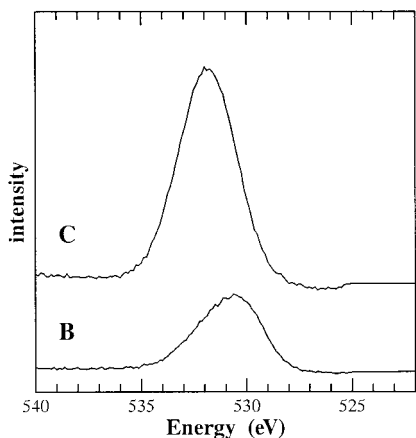
Because the reaction product, NaF, is soluble in water, conversion of fluorine from PVDF into NaF can be easily obtained by measuring its fluorine concentration in the filtrate after washing operation. Figure 2 shows yield of fluorine converted from the PVDF sample as a function of grinding time. The yield increases rapidly in the early stage of grinding to about 50% at 10 min, and then rises gradually to about 90% at 60 min. However, no further significant improvement in the yield can be made.



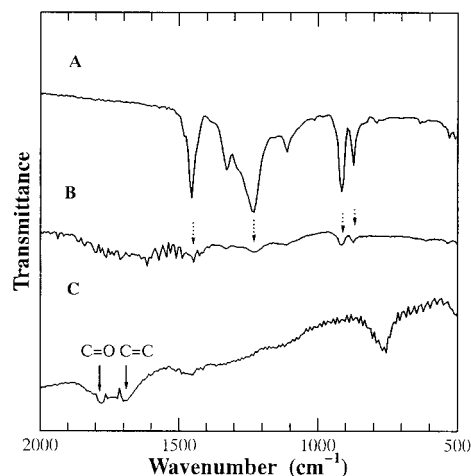
**Figure 3** XPS spectra of the C1s of samples A, B, and C.

Figure 3 shows C1s spectra of samples A, B, and C. The spectrum for sample A gives two peaks due to the existence of C—C and C—F bindings in the sample. The peak due to C—F binding at higher binding energy broadens and weakens significantly for sample B, and it almost disappears for sample C. These results indicate that C—F binding has been cut off, and the defluorination of PVDF has been achieved.

Figure 4 shows the O1s spectra of samples B and C. It is interesting to notice that oxygen exists in both samples B and C, and the peak intensity in sample C is much higher than that in sample B. Because oxygen does not exist in the original PVDF, the oxygen in samples B and C should come from NaOH through the mechanochemical reaction. The water-soluble sample C has a much higher amount of oxygen than the insoluble sample B.



**Figure 4** XPS spectra of the O1s of the samples.

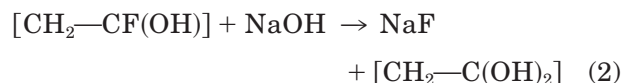
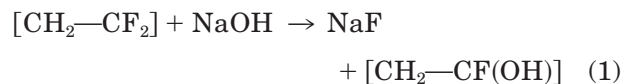


**Figure 5** FTIR spectra of samples A, B, and C.

Figure 5 shows FTIR spectra of samples A, B, and C. Compared with the pattern of sample A (original PVDF sample), visible peaks in the spectrum of sample B are the same as that of PVDF. The intensity of the peaks has reduced significantly. This indicates that a small amount of unreacted PVDF is left in sample B. As for the pattern of sample C, three new broadened peaks are observed. Combined with the information from XPS, the new peaks could be understood as follows: the peak at about  $1700\text{--}1800\text{ cm}^{-1}$  comes from carbonyl (C=O) stretch vibration, and the peak around  $1600\text{--}1700\text{ cm}^{-1}$  may be related to the stretch vibration of the double carbon binding (C=C). As for the relatively large peak in the range between  $700\text{--}800\text{ cm}^{-1}$ , this may be due to the bending vibration of C=C—H binding.

## DISCUSSION

The mechanochemical solid-phase reaction takes place through the substitution of F by the OH base to form a kind of alcohol,  $[\text{CH}_2\text{—C}(\text{OH})_2]$ , as given by eqs. (1) and (2) expressed as a monomer unit reaction.



It is deduced that the displacement reaction for half (one side linked to carbon) of the fluorine given by eq. (1) proceeds very easily because nearly 50% of the fluorine is converted into NaF within 10 min of grinding, as shown in Figure 2. The relatively slow increase in fluorine yield in Figure 2 suggests that it has become difficult to replace another half (opposite side linked to carbon) fluorine given by eq. (2). High moisture observed in the ground sample over 30 min indicates that dehydration of  $[\text{CH}_2\text{—CF(OH)}]$  or  $[\text{CH}_2\text{—C(OH)}_2]$  takes place with a progress of substitution reaction of F by the OH base as follows:



The formation of  $\text{H}_2\text{O}$  in the ground sample causes strong agglomeration of the fine particles, which hinders the grinding efficiency so that further substitution of F by the OH base expressed as eq. (2) proceeds relatively slowly compared to eq. (1). This is the main reason why the prolonged grinding does not improve the reaction efficiently. If the water formed is taken out and the strong agglomeration is lightened, the grinding efficiency will be improved considerably to be able to give a nearly complete defluorination for the polymer. The proper method is under consideration.

The substitution of F by the OH base leads to binding of polar base to organic compound, and the dehydration leads to formation of carbon-rich organic phases. The former is a main composition of sample C, and the later is that of sample B. Sample B consists of the unreacted PVDF as well as the carbon-rich compounds. Sample C is the compounds with various types of polar base like the OH base, carbonyl base ( $\text{C=O}$ ). Therefore, the organic phase in the ground sample is not one pure compound with only one base, but a mixture consisting of different types of chemical bases.

## CONCLUSION

Mechanochemical solid-phase reaction between PVDF and NaOH proceeds rapidly in the beginning of the grinding stage to convert nearly half of the fluorine in PVDF into NaF through the substitution of fluorine in PVDF by the OH base. The subsequent dehydration takes place to generate water molecules, which cause the strong agglomeration of the obtained fine particles, decreasing the speed of this substitution reaction. About 90% of fluorine in the PVDF sample can be converted into NaF by this process. This indicates a high possibility of recycling fluorine from waste PVDF polymers.

The authors are grateful to Mr. Choju Nagata, General Manager, Electric Materials Company, Magnetic Materials Business Unit, Dowa Mining Co. Ltd., for generously supplying the PVDF sample. They wish to thank the IFPRI Inc. for providing the financial support to carry out this work.

## REFERENCES

1. Inderherbergh, J. *Ferroelectrics* 1991, 115, 295.
2. Duraud, J. P.; Le Moel, A.; Le Gressus, C. *Radiat Effect* 1986, 98, 151.
3. Tukuda, T. *Shigen-Shori-Gijutsu* 1999, 46, 187.
4. Yoshioka, T.; Furukawa, K.; Sato, T.; Okuwaki, A. *J Appl Polym Sci* 1998, 70, 129.
5. Winkler, D. E. *J Polym Sci* 1959, 35, 3.
6. Gupta, M. C.; Viswanath, S. C. *Ind Eng Chem Res* 1998, 37, 2707.
7. Loisel, S.; Branca, M.; Mulas, G.; Cocco, G. *Environ Sci Technol* 1997, 31, 261.
8. Rowlands, S. A.; Hall, A. K.; McCormick, P. G.; Street, R.; Hart, R. J.; Ebell, G. F.; Donecker, P. *Nature* 1994, 367, 223.
9. Cao, G.; Doppiu, S.; Monagheddu, M.; Orru, R.; Sannia, M.; Cocco, G. *Ind Eng Chem Res* 1999, 38, 3218.
10. Watson, W. F.; Pike, M. *J Polym Sci* 1952, 9, 229.
11. Jellinek, H. H. G. *J Polym Sci* 1951, 6, 745.
12. Bestul, A. B. *J Appl Phys* 1953, 24, 1011.
13. Yasue, T.; Aizawa, T.; Arai, Y. *Nippon-Kakaku-Kaishi* 1976, 3, 415.