



HAL
open science

Motion Categorisation: Representing Velocity Qualitatively

Juan Purcalla Arrufi, Alexandra Kirsch

► **To cite this version:**

Juan Purcalla Arrufi, Alexandra Kirsch. Motion Categorisation: Representing Velocity Qualitatively. Cognitive Systems Research, 2018, 52, pp.117 - 131. 10.1016/j.cogsys.2018.06.005 . hal-01845141

HAL Id: hal-01845141

<https://hal.science/hal-01845141>

Submitted on 20 Jul 2018

HAL is a multi-disciplinary open access archive for the deposit and dissemination of scientific research documents, whether they are published or not. The documents may come from teaching and research institutions in France or abroad, or from public or private research centers.

L'archive ouverte pluridisciplinaire **HAL**, est destinée au dépôt et à la diffusion de documents scientifiques de niveau recherche, publiés ou non, émanant des établissements d'enseignement et de recherche français ou étrangers, des laboratoires publics ou privés.

Motion Categorisation: Representing Velocity Qualitatively

Juan Purcalla Arrufi, Alexandra Kirsch
HCI chair, Universität Tübingen
Sand 14, 72076 Tübingen, Germany

June 11, 2018

Abstract

Categorising is arguably one of the first steps in cognition, because it enables high-level cognitive processing. For a similar reason, categorising is a first step—a preprocessing step—in artificial intelligence, specifically in decision-making, reasoning, and natural language processing. In this paper we categorise the motion of entities. Such categorisations, also known as qualitative representations, represent the preprocessing step for navigation problems with dynamical obstacles. As a central result, we present a general method to generate categorisations of motion based on categorisations of space. We assess its general validity by generating two categorisations of motion from two different spatial categorisations. We show examples of how the categorisations of motion describe and control trajectories. And we establish its soundness in cognitive and mathematical principles.

1 Introduction

Any sensor, either robotic or human, is inundated by data with no direct meaning in itself, but its numerical value. This requires simplification—reducing the amount and the degree of detail of the data—, and conceptualisation—endowing data with a more straightforward meaning. A meaningful categorisation provides both in one stroke.

This paper introduces a method for creating intuitive categorisations of motion. Its generality is the best asset: it can use any spatial categorisation to create new categorisations of motion. Moreover, our method is applicable in any spatial dimension; and it categorises motions even when one or both entities are motionless.

The method’s effectiveness is validated by applying it, exemplary, to two very different spatial categorisations: one of them dealing with overlapping, RCC [23], and the other with orientation, OPRA₁ [19]. Thus, we obtain a novel categorisation of motion dealing with regions. In what follows, we show the meaningfulness of the generated categorisations: firstly, we practically show the application of the categorisations to describe trajectories qualitatively, and to control navigation; secondly, we advance cognitive and mathematical arguments.

We find categorisations of motion form a promising field, despite being few, they have already proved successful in several areas. They enhance the analysis of movements, such as pattern analysis of sport players’ trajectories [7], dancers’ bodily movements [4, 3], or animals’ trajectories [18]. They simplify the implementation of navigation routines, notably in human-robot interaction [14, 17, 1], not only because they provide meaningful categories, but also by enabling decision-making [8].

The difficulty of categorising motion is illustrated in Figure 1. Which attributes should we use—and how—in order to categorise the 4 motion scenarios A, B, C, D, in this figure? For example, the pair of scenarios (A, B) and (C, D) are almost identical, differing only in the speed of k . Consequently, each pair may build a category. However, if velocities are not modified, in scenarios A and C k would cross before l without colliding, while in scenario B the vehicles collide, and in D k crosses behind l . Are there then three categories (A, C), (B), and (D) more meaningful than the two previous, (A, B) and (C, D)?

The variety of possible motion categorisations originates in the variety of spatial categorisations; as we see in the example—we can differently categorise A and D, because of the spatial categories ‘before’ and ‘behind’; we can categorise B alone, because of the spatial category ‘overlap’, i.e., collision. For that reason, we use spatial categorisations as the basis of our method to generate categorisations of motion from spatial categorisations; a method we presented in a preliminary version [22].

2 Preliminaries on Motion Categorisation

In this section we clarify some aspects of the terminology used: the terms ‘categorisation’ and ‘motion’. We also present the two spatial categorisations that we use as examples to create motion categorisations: RCC and OPRA₁.

2.1 Categorisation, Qualitative Representation, and Related Terms

We used the term ‘categorisation’ in the introduction of this paper, because it is more readily understood than other similar terms. The use of these terms depends on the field of study, for example, ‘categorisation’ is mostly used in cognitive science, ‘conceptualisation’ in language, ‘classification’ in machine learning, and ‘qualitative representation’ in artificial intelligence.

A great variety of spatial categorisations has been presented in the literature as ‘qualitative spatial representations’, from which we generate our motion categorisations. Consequently, in the rest of the paper we mostly use the term ‘qualitative representation’ (equivalent to ‘categorisation’) and the term ‘qualitative relation’ (equivalent to ‘category’). As a categorisation partitions a continuum into categories, so a qualitative representation partitions it into qualitative relations.

Qualitative representations are categorisations with extended mathematical properties, which allow, for example, reasoning [6]. As much as our motion categorisations are obtained from qualitative spatial representations, they are also qualitative representations of motion, and could, eventually, be endowed with reasoning properties. However, this is beyond the scope of this paper.

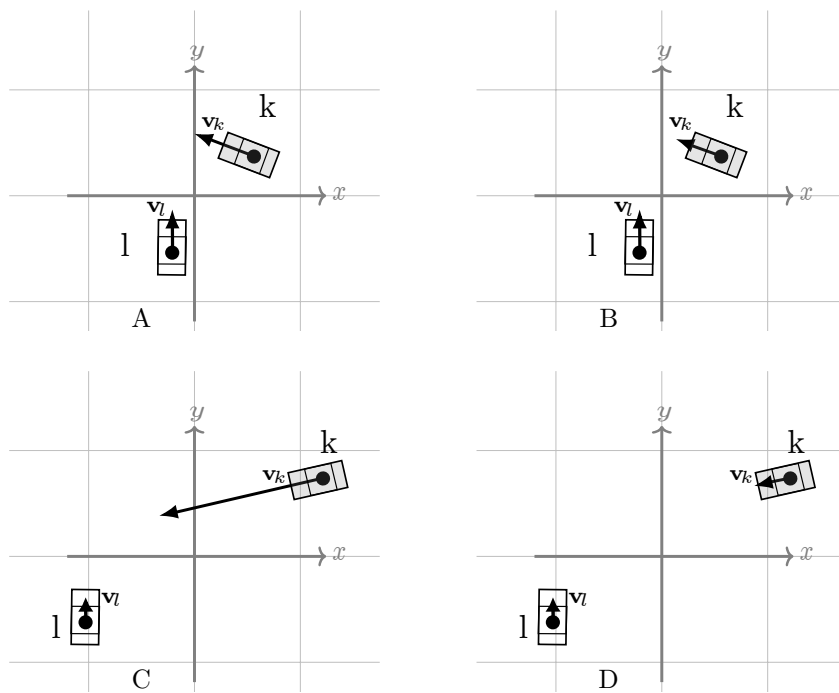


Figure 1: A challenge for motion categorisation: 4 scenarios (A,B,C,D) with two moving vehicles k and l , with velocity vectors \mathbf{v}_k and \mathbf{v}_l . Each pair (A,B) and (C,D) has identical positions, velocity angles, and fulfils $\|\mathbf{v}_k\| > \|\mathbf{v}_l\|$ —each pair differs only in the speed of k .

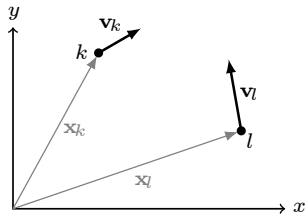


Figure 2: A *motion scenario*—two entities k and l , described by their instantaneous positions, \mathbf{x}_k and \mathbf{x}_l , and velocities, \mathbf{v}_k and \mathbf{v}_l .

2.2 What we Categorise: Motion Scenarios

We categorise *instantaneous* motion scenarios of two entities, k and l (Fig. 2), i.e., a *motion scenario* that is determined by two real positions and two real velocities, thus, four vector values $(\mathbf{x}_k, \mathbf{v}_k; \mathbf{x}_l, \mathbf{v}_l)$ in a certain instant $t = t_0$.

The entities need not be punctual, but they are rigid regions and their only degrees of freedom are translation (no angular velocity allowed). Additional values are only needed if required by the spatial representation. For example, as we apply RCC to two-dimensional discs, we need their radii; in OPRA₁ we need the orientations, usually provided by the velocity vector.

We call \mathcal{K} the set of all possible motion scenarios. By definition, to categorise a scenario $(\mathbf{x}_k, \mathbf{v}_k; \mathbf{x}_l, \mathbf{v}_l)$ means to map it into a certain motion category, i.e., relation, q_i , which belongs to the finite set of motion categories, i.e., relations, $\mathcal{Q} = \{q_1, q_2, \dots, q_n\}$. Consequently, a *motion categorisation* is simply a mapping, f_q , that assigns a certain motion category to every motion scenario, i.e.,

$$\begin{aligned} f_q : \mathcal{K} &\longrightarrow \mathcal{Q} \\ (\mathbf{x}_k, \mathbf{v}_k; \mathbf{x}_l, \mathbf{v}_l) &\longmapsto q_i \end{aligned} \quad (1)$$

As illustration, in Section 5, we detail two qualitative representations of motion, i.e., categorisations, obtained by our generating method. The examples require the knowledge of two spatial representations, OPRA₁ and RCC, that are presented in the following section.

2.3 Used Spatial Categorisations

Here we present two qualitative spatial representations, i.e. spatial categorisations, RCC and OPRA₁, that we use in the examples of our method (Sect. 5).

2.3.1 RCC: A Topological Spatial Categorisation

RCC [23] relates two finite regions in a topological space according to their connectedness. We apply RCC concretely to the two-dimensional euclidian space, where RCC can be seen as categorising the overlapping of regions (See Fig. 3). It, thus, yields 8 possible relations: DC, regions do not overlap; EC, regions are tangent non-overlapping; PO, regions overlap in the interior but none is contained in the other; TPP, region x is contained in y and is tangent to the border; TPPI, region y is contained in x and is tangent to the border; EQ, both regions overlap completely; NTPP, x is contained in y and does not overlap the border of y ; NTPPI, y is contained in x and does not overlap the border of x .

In order to ease the calculations, in our examples (Sects. 5.1, 6.1.2 and 6.1.3) we take two discs with different radii as moving entities, where the radius of entity x is larger than that of entity y , so that in our examples the relations TPPI, TNPPI, and EQ, are not mentioned.

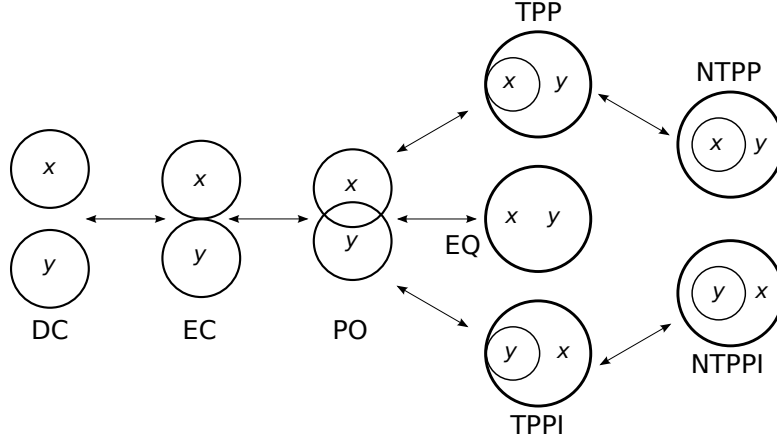


Figure 3: The RCC qualitative relations depend on how two entities overlap. This figure depicts the 8 RCC relations: DC, EC, PO, TPP, NTPP, EQ, TPPI, and NTPPI as a *conceptual neighbourhood graph* [11, 9]: the arrows connect relations that are *conceptual neighbours*—we switch between conceptual neighbours only by a continuous translation (no dilations allowed) and without going through any other relation.

2.3.2 OPRA₁: A Directional Spatial Categorisation

OPRA₁ [19] relates two oriented entities according to the relative orientation between them, considering also if the entities are at the same point or not. A single oriented entity partitions the space into four regions (Fig. 4) that are numbered as following: ‘0’ is the half line beginning at the entity and extending forwards in the orientation sense, ‘1’ is the half plane at the left of the entity, ‘2’ is the half line beginning at the entity and extending backwards opposite to the orientation sense, ‘3’ is the half plane at the right of the entity.

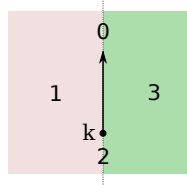


Figure 4: The regions that an oriented particle defines under OPRA₁: ‘0’ the frontal half line, ‘1’ left half plane, ‘2’ the back half line, ‘3’ the right half plane.

Now, the relation between two entities (Fig. 5) is expressed as the region

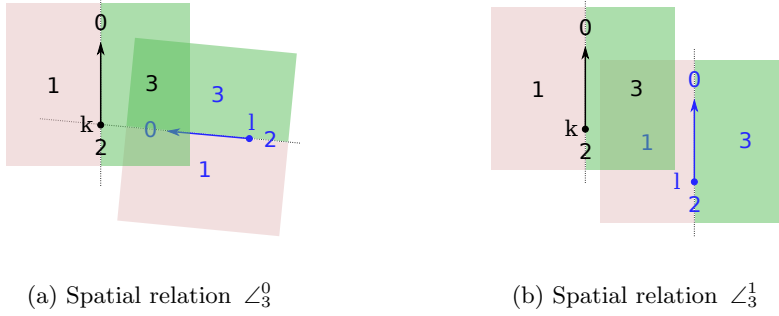


Figure 5: Examples of $OPRA_1$ spatial relations, \angle_a^b , between two entities k and l that are at different points. The syntax is \angle_l^k with respect to l with respect to k

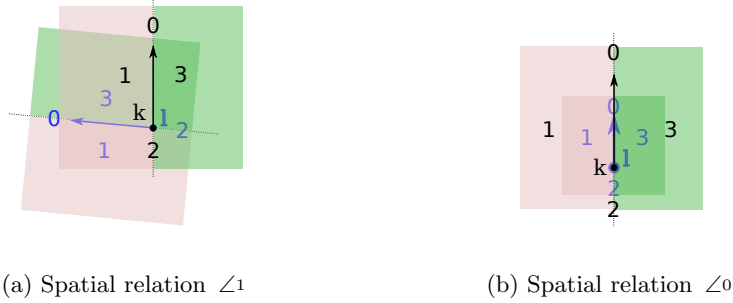


Figure 6: Examples of $OPRA_1$ spatial relations, \angle_a , between two entities k and l that are at the same point. The syntax is $\angle_{\text{region of } k \text{ to which } l \text{ points}}$

that each entity occupies with respect to the other entity by using the symbol \angle with the following syntax:

$$\angle_l^k \text{ with respect to } l \text{ with respect to } k$$

For example, in Figure 5a, the second entity l is on region 3 of the first entity k , and k is on region 0 of l ; accordingly, the relation between both entities is expressed as \angle_3^0 .

There is, though, the singular case in $OPRA_1$, when the entities are at the same point (see Figure 6). In that case, we obtain new categories defined as

$$\angle_{\text{region of } k \text{ to which } l \text{ points}}$$

3 Related Work

In this section we present concepts, used in the paper, dealing with qualitative relations: conceptual neighbourhood diagrams and dominance theory. We also provide an overview of previous work in qualitative relations of motion.

3.1 Conceptual Neighbourhood Diagram

The ‘*Conceptual neighbourhood diagram*’, introduced by Freksa [11], is one of the most elementary concepts concerning qualitative representations. A simple example is provided in Figure 3, the conceptual neighbourhood diagram connects the RCC relations that can be directly obtained by a continuous transformation, in this case a translation of the discs. We can obtain the conceptual neighbourhood diagram from any qualitative representation, particularly from the representations of motion (Fig. 13).

In this paper, the conceptual neighbourhood diagram is a ubiquitous concept. Firstly, the conceptual neighbourhood diagram is implicit, though not mentioned, in our foundational concept the ‘story’ (Sect. 4.1)—A story can be seen as a path, restricted to uniform motions, in the graph of the conceptual neighbourhood diagram of a spatial representation. Secondly, the conceptual neighbourhood diagram of the qualitative relations of motion, is the basic tool for implementation of decision-making and control algorithms—Qualitatively steering a moving entity consists on displacing between relations in the conceptual neighbourhood diagram (Sect. 6.1.3).

3.2 Dominance Theory

The *dominance theory*, introduced by Galton [12] is also foundational in qualitative motion: it studies the properties of the intervals involving relations in spatial representations. For example, some relations—called ‘*states of motion*’—can only occur in open time intervals, e.g., (t_a, t_b) , others called ‘*states of position*’—can only occur in closed time intervals, e.g., $[t_a, t_b]$ or even an isolated instant t_a .

As shown in Section 4.1.1, we use the distinction provided by the dominance theory to distinguish rigid stories, i.e., both entities have the same velocity, from singleton stories, i.e., the entities have different velocity.

3.3 Qualitative Representations of Motion

An overview of representations of motion is found in a survey by Dylla et al. [10]: in a total of 40 representations surveyed, they classify three as representations of motion: QRPC [13], RfDL-3-12 [15], and, the most used, QTC [26]. QTC refers to a varied family of representations characterised by suffix [7], e.g., QTC_{CL}. Each particular QTC representation is formed by a *n-tuple* of three symbols $\{-, 0, +\}$, which are determined by certain kinematic features, e.g., moving towards or from, moving rightwards or leftwards, moving faster or slower.

The survey of spatial representations of Chen et al. [5] also mentions three motion representations: Dipole Calculus [20], DIA [24], and QTC. A particular representation of motion, given by Wu et al., is the only one, to our knowledge, that deals explicitly with regions—it is equivalent to a Cartesian product of the spatial representation RCC and the distance variation between regions.

Representations of orientation and relative direction, such as OPRA [19] or Dipole Calculus [20], are used to represent moving entities by equating orientation with velocity [8]; nevertheless, they are not primarily intended for such a task.

All the aforementioned representations can be used to categorise *motion scenarios*, excepting RfDL-3-12, which categorises a straight segment of trajectory—describing polygonal trajectories qualitatively we find [21]. Most of the categorisations (QTC, OPRA, QRPC, DIA) are ill-defined when at least one of the velocity vectors is zero.

4 Generating Categorisations of Motion

In this section we present the core method of the paper: how to generate categorisations of motion for motion scenarios using a given spatial categorisation. We illustrate these explanations with two examples (Sections 5.1 and 5.2)—it is useful to parallel read this section along with the examples.

Based on the preliminaries, we have the following data as a starting point for our motion categorisation:

- i*) a ‘*motion scenario*’ of two entities, k and l , which is described by two instantaneous, in $t = t_0$, position-velocity pairs of vectors—one pair for each entity:

$$(\mathbf{x}_k, \mathbf{v}_k; \mathbf{x}_l, \mathbf{v}_l)$$

- ii*) a ‘*spatial categorisation*’ \mathcal{R} , which provides a mapping f_ρ from the spatial data of both entities—positions, orientations—into a spatial relation, R_i . Notice that, as all spatial data is also contained in the data of the motion scenario, f_ρ can be seen as mapping a motion scenario $(\mathbf{x}_k, \mathbf{v}_k; \mathbf{x}_l, \mathbf{v}_l)$ into the corresponding spatial relation.

$$\begin{aligned} f_\rho : \mathcal{K} &\longrightarrow \mathcal{R} \\ (\mathbf{x}_k, \mathbf{v}_k; \mathbf{x}_l, \mathbf{v}_l) &\longmapsto R_i \end{aligned} \tag{2}$$

4.1 Stories: a Step into Motion Categorisation

The motion categorisation of a scenario $(\mathbf{x}_k, \mathbf{v}_k; \mathbf{x}_l, \mathbf{v}_l)$, at $t = t_0$, originates by *assuming* uniform motion, i.e., unchanged velocities, of the entities both into the past and into the future. In that way we obtain a finite list of spatial relations between the entities: the past spatial relations which could have occurred ($t < t_0$), the current relation ($t = t_0$), and the future spatial relations which would follow ($t > t_0$), under the assumption of uniform motion.

We call ‘*story*’ this full temporal (past, present, future) sequence of relations, $(R_{i_1}, R_{i_2}, \dots, R_{i_m})$, that originates from a certain motion scenario by assuming uniform motion [22]. Notice that, even for entities not moving in uniform motion, we always enforce the assumption of uniform motion, when we generate a story.

We regard the assumption of uniform motion, by no means, as a limitation or a simplification, but rather a sound way to define in qualitative spaces a concept equivalent to the instantaneous velocity vector in quantitative spaces (See Section 6.2.3)

Thus, stories are obtained by a mapping, f_σ ,—every motion scenario generates a unique story, S_i , under the assumption of uniform motion.

$$\begin{aligned}
f_\sigma : \mathcal{K} &\longrightarrow \Sigma \\
(\mathbf{x}_k, \mathbf{v}_k; \mathbf{x}_l, \mathbf{v}_l) &\longmapsto S_i = (R_{i_1}, R_{i_2}, \dots, R_{i_m})
\end{aligned} \tag{3}$$

We determine all possible stories, S_i , that scenarios may yield for the given spatial categorisation \mathcal{R} ; this is always a *finite* set [22, Math. Appendix] that we call ‘*stories set*’, and represent as $\Sigma = \{S_1, S_2, \dots, S_n\}$.

4.1.1 Rigid and Singleton Stories

A ‘*rigid story*’ is the story of two entities that move with the same velocity, i.e., $\mathbf{v}_k = \mathbf{v}_l$. A ‘*singleton story*’ is a story consisting of a single spatial relation, where the velocities of the entities are different, i.e., $\mathbf{v}_k \neq \mathbf{v}_l$.

Both ‘rigid’ and ‘singleton’ stories have only one element, for example, the rigid story $S_{01} = (\text{DC})$ and the singleton story $S_{11} = (\text{DC})$, have the same one element (DC) (Fig. 7). They should be categorised as one single story. However, the dominance theory (Sect. 3.2) classifies the rigid story $S_{01} = (\text{DC})$ differently as the singleton story $S_{11} = (\text{DC})$. On this account, we are entitled to distinguish both stories.

Indeed, this distinction manifests in navigation control (Sect. 6.1.3). A rigid story can only occur in a closed time interval—also in an isolated instant—whereas a singleton story *must* always occur in an open interval and, thus, cannot occur at an isolated instant.




Figure 7: Two motion scenarios that seemingly have the same story (DC), but are different classified according to the dominance theory. The first scenario can occur only in closed time intervals, both velocity vectors are equal, i.e., $\mathbf{v}_k = \mathbf{v}_l$; such scenario belongs, therefore, to the rigid story S_{01} , its category is $S_{01}(\text{DC})$. The second scenario can only occur in opened time intervals, velocity vectors are different, i.e., $\mathbf{v}_k \neq \mathbf{v}_l$; and it, therefore, belongs to a singleton story S_{11} , its category is $S_{11}(\text{DC})$.

4.2 Story-Based Method for Generating Categorisations of Motion

We describe the method to create a categorisation of motion, i.e., a qualitative representation of motion, from any given spatial representation—we illustrate the method with examples in Section 5.

The method is as follows:

1. We have a spatial categorisation \mathcal{R} , which relates each motion scenario with its spatial relation through the mapping f_ρ (Eq. (2))

2. We determine all possible stories, S_i , that motion scenarios $(\mathbf{x}_k, \mathbf{v}_k; \mathbf{x}_l, \mathbf{v}_l)$ may yield for the given spatial categorisation, i.e., the ‘*stories set*’ $\Sigma = \{S_1, S_2, \dots, S_n\}$
3. We obtain the mapping f_σ that maps every motion scenario into a story S_i (Eq. (3)).
4. We can straightforwardly create a *motion categorisation*, f_q as presented in Equation (1), if we combine both aforementioned mappings, f_σ and f_ρ , through the Cartesian product, i.e., $f_q := f_\sigma \times f_\rho$ (Eq. (4)). Accordingly, a motion scenario $(\mathbf{x}_k, \mathbf{v}_k; \mathbf{x}_l, \mathbf{v}_l)$ is mapped into a story S_i and into a qualitative spatial relation R_j . Thus, the *motion category* of the scenario is defined as $S_i(R_j)$, i.e., the story S_i , at the spatial relation R_j .

$$\begin{aligned}
f_q := f_\sigma \times f_\rho : \mathcal{K} &\longrightarrow \Sigma \times \mathcal{R} \\
(\mathbf{x}_k, \mathbf{v}_k; \mathbf{x}_l, \mathbf{v}_l) &\longmapsto S_i(R_j)
\end{aligned} \tag{4}$$

5 Examples of Story-Based Representations of Motion

We use the story-based method defined above to generate novel qualitative representations of motion, i.e., motion categorisations, ‘Motion-RCC’ and ‘Motion-OPRA₁’, based on qualitative spatial representations, RCC and OPRA₁.

5.1 Motion-RCC

We illustrate the method above (Sect. 4) using the spatial categorisation RCC.

1. We have a spatial representation $\mathcal{R} = \text{RCC}$, which provides a mapping f_ρ that relates each motion scenario with a spatial relation R_j .
2. We obtain the stories set $\Sigma = \Sigma_0 \cup \Sigma_1$; where $\Sigma_0 = \{(\text{DC}), (\text{EC}), (\text{PO}), (\text{TPP}), (\text{NTPP}), (\text{TPPI}), (\text{NTPPI}), (\text{EQ})\}$ are the *rigid stories* and $\Sigma_1 = \{(\text{DC}), (\text{DC}, \text{EC}, \text{DC}), (\text{DC}, \text{EC}, \text{PO}, \text{EC}, \text{DC}), (\text{DC}, \text{EC}, \text{PO}, \text{TPP}, \text{PO}, \text{EC}, \text{DC}), (\text{DC}, \text{EC}, \text{PO}, \text{TPP}, \text{NTPP}, \text{TPP}, \text{PO}, \text{EC}, \text{DC}), (\text{DC}, \text{EC}, \text{PO}, \text{TPPI}, \text{PO}, \text{EC}, \text{DC}), (\text{DC}, \text{EC}, \text{PO}, \text{TPPI}, \text{NTPPI}, \text{TPPI}, \text{PO}, \text{EC}, \text{DC}), (\text{DC}, \text{EC}, \text{PO}, \text{EQ}, \text{PO}, \text{EC}, \text{DC})\}$ are the non-rigid stories (Fig. 8a). We rename the rigid stories into S_{0i} , $\Sigma_0 = \{S_{01}, S_{02}, S_{03}, S_{04}, S_{05}, S_{06}, S_{07}, S_{08}\}$, and the non-rigid stories into S_{1i} , $\Sigma_1 = \{S_{11}, S_{12}, S_{13}, S_{14}, S_{15}, S_{16}, S_{17}, S_{18}\}$, according to Fig. 8a.
3. We obtain the mapping f_σ , which assigns to every motion scenario $(\mathbf{x}_k, \mathbf{v}_k; \mathbf{x}_l, \mathbf{v}_l)$ the corresponding story S_i .
4. The representation of motion is then generated by assigning to each motion scenario the pair S_i and R_j , which we write in the form $S_i(R_j)$; they are obtained respectively by the mappings f_σ and f_ρ

We call this representation ‘Motion-RCC’.

$$\begin{aligned}
\mathbf{Motion-RCC} = \{ & \\
& S_{01}(\text{DC}), S_{02}(\text{EC}), S_{03}(\text{PO}), S_{04}(\text{TPP}), S_{05}(\text{NTPP}), \\
& S_{06}(\text{TPPI}), S_{07}(\text{NTPPI}), S_{08}(\text{EQ}), \\
& S_{11}(\text{DC}), S_{12}(\text{DC}_-), S_{12}(\text{EC}), S_{12}(\text{DC}_+), \\
& S_{13}(\text{DC}_-), S_{13}(\text{EC}_-), S_{13}(\text{PO}), S_{13}(\text{EC}_+), S_{13}(\text{DC}_+), \\
& S_{14}(\text{DC}_-), S_{14}(\text{EC}_-), S_{14}(\text{PO}_-), S_{14}(\text{TPP}), \\
& S_{14}(\text{PO}_+), S_{14}(\text{EC}_+), S_{14}(\text{DC}_+), \\
& S_{15}(\text{DC}_-), S_{15}(\text{EC}_-), S_{15}(\text{PO}_-), S_{15}(\text{TPP}_-), S_{15}(\text{NTPP}), \quad (5) \\
& S_{15}(\text{TPP}_+), S_{15}(\text{PO}_+), S_{15}(\text{EC}_+), S_{15}(\text{DC}_+) \\
& S_{16}(\text{DC}_-), S_{16}(\text{EC}_-), S_{16}(\text{PO}_-), S_{16}(\text{TPPI}), \\
& S_{16}(\text{PO}_+), S_{16}(\text{EC}_+), S_{16}(\text{DC}_+), \\
& S_{17}(\text{DC}_-), S_{17}(\text{EC}_-), S_{17}(\text{PO}_-), S_{17}(\text{TPPI}_-), S_{17}(\text{NTPPI}), \\
& S_{17}(\text{TPPI}_+), S_{17}(\text{PO}_+), S_{17}(\text{EC}_+), S_{17}(\text{DC}_+), \\
& S_{18}(\text{DC}_-), S_{18}(\text{EC}_-), S_{18}(\text{PO}_-), S_{18}(\text{EQ}), \\
& S_{18}(\text{PO}_+), S_{18}(\text{EC}_+), S_{18}(\text{DC}_+)\}
\end{aligned}$$

For example, the relation $S_{12}(\text{EC})$ indicates that the entities are moving in the story S_{12} at the moment of tangency, i.e., EC. If the spatial relation appears multiple times in the story, such as EC in S_3 , we distinguish between each appearance, for example, chronologically, $S_{13}(\text{EC}_-)$ is the first EC, and $S_{13}(\text{EC}_+)$, the last EC.

5.2 Motion-OPRA₁

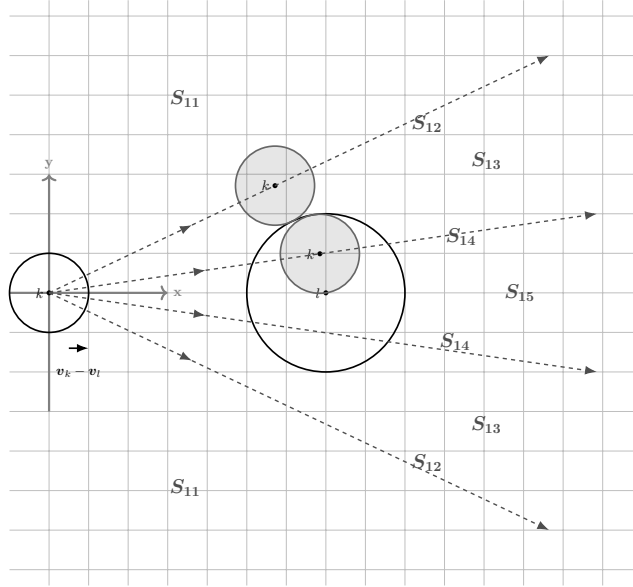
We illustrate the method above in Section 4 using the spatial categorisation OPRA₁.

1. We have a spatial representation $\mathcal{R} = \text{OPRA}_1$, which provides a mapping f_ρ that relates each motion scenario with a spatial relation R_j .
2. We obtain the stories set Σ as the union of different meaningful subsets (Table 1):

$$\Sigma = \Sigma_C \cup \Sigma_B \cup \Sigma_T \cup \Sigma_P \cup \Sigma_E \cup \Sigma_R \quad (6)$$

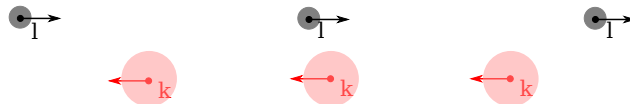
3. We obtain the mapping f_σ , which assigns to every motion scenario $(\mathbf{x}_k, \mathbf{v}_k; \mathbf{x}_l, \mathbf{v}_l)$ the corresponding story S_i .
4. The representation of motion is then generated by assigning to each motion scenario the pair S_i and R_j , which we write in the form $S_i(R_j)$; they are obtained respectively by the mappings f_σ and f_ρ

We call this representation ‘Motion-OPRA₁’. We obtain its qualitative relations by combining each story S_i (Table 1) with its spatial relations $R_j = \angle_a^b$ (Eq. (7)). Consequently, it has a total of 100 relations of motion.

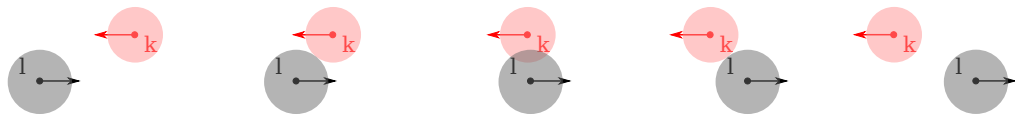


(a) In the representation RCC these are all the possible non-rigid stories when entity k is a smaller disc than entity l , and $\mathbf{v}_k \neq \mathbf{v}_l$: $\Sigma_1 = \{S_{11}, S_{12}, S_{13}, S_{14}, S_{15}\}$. Two stories are associated with one-dimensional regions: $S_{12} = (\text{DC}, \text{EC}, \text{DC})$; $S_{14} = (\text{DC}, \text{EC}, \text{PO}, \text{TPP}, \text{PO}, \text{EC}, \text{DC})$. The remaining three stories are associated with two-dimensional regions: $S_{11} = (\text{DC})$, $S_{13} = (\text{DC}, \text{EC}, \text{PO}, \text{EC}, \text{DC})$, $S_{15} = (\text{DC}, \text{EC}, \text{PO}, \text{TPP}, \text{NTPP}, \text{TPP}, \text{PO}, \text{EC}, \text{DC})$.

Note: The figure represents an equivalent simplification that considers l being motionless and k moving with the difference of velocities $\mathbf{v}_{kl} = \mathbf{v}_k - \mathbf{v}_l$. The stories depend on the direction of \mathbf{v}_{kl} .



(b) Example of story $S_{11} = (\text{DC})$



(c) Example of story $S_{13} = (\text{DC}, \text{EC}, \text{PO}, \text{EC}, \text{DC})$

Figure 8: Stories in RCC

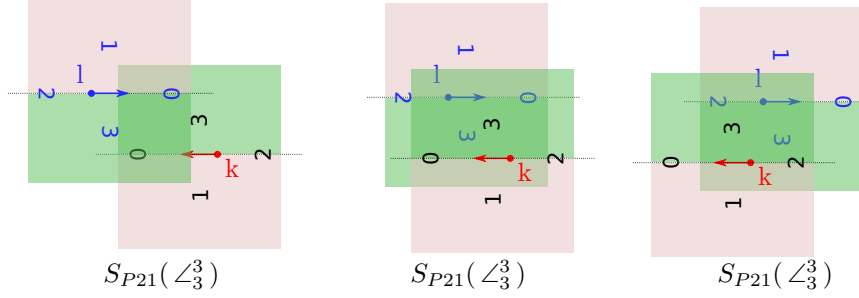
Non-Parallel velocities $\mathbf{v}_k \not\parallel \mathbf{v}_l$						
{	Σ_C	$\mathbf{v}_k \neq 0, \mathbf{v}_l \neq 0$				
		$\angle_1^3 \angle_1^0 \angle_1^1 \angle_2^1 \angle_3^1$	S_{C1-1}	$\angle_3^1 \angle_3^0 \angle_3^3 \angle_2^3 \angle_1^3$	S_{C2-1}	
		$\angle_1^3 \angle_3^3 \angle_3^1$	S_{C10}	$\angle_3^1 \angle_1^1 \angle_1^3$	S_{C20}	
		$\angle_1^3 \angle_0^3 \angle_3^3 \angle_3^2 \angle_3^1$	S_{C11}	$\angle_3^1 \angle_0^1 \angle_1^1 \angle_1^2 \angle_1^3$	S_{C21}	
{	Σ_B	$\mathbf{v}_k \neq 0, \mathbf{v}_l = 0$				
		$\angle_1^3 \angle_1^0 \angle_1^1$	S_{B1-1}	$\angle_3^1 \angle_0^1 \angle_1^1$	S_{B2-1}	
		$\angle_0^3 \angle_3^3 \angle_2^1$	S_{B10}	$\angle_3^0 \angle_1^1 \angle_1^2$	S_{B20}	
		$\angle_3^3 \angle_3^2 \angle_3^1$	S_{B11}	$\angle_3^3 \angle_2^3 \angle_1^3$	S_{B21}	
		$\mathbf{v}_k = 0, \mathbf{v}_l \neq 0$				
		$\angle_3^1 \angle_3^0 \angle_3^3$	S_{B3-1}	$\angle_3^3 \angle_0^3 \angle_3^3$	S_{B4-1}	
		$\angle_0^1 \angle_1^1 \angle_2^3$	S_{B30}	$\angle_0^1 \angle_3^3 \angle_2^3$	S_{B40}	
		$\angle_1^1 \angle_2^2 \angle_3^1$	S_{B31}	$\angle_1^1 \angle_2^1 \angle_3^1$	S_{B41}	
Parallel velocities $\mathbf{v}_k \parallel \mathbf{v}_l$						
{	Σ_T	The entities' trajectories are superposed				
		$\angle_0^2 \angle_0^0 \angle_2^0$	S_{T-1}			
		$\angle_0^0 \angle_2^2 \angle_2^2$	S_{T0}			
		$\angle_2^0 \angle_0^2 \angle_0^2$	S_{T1}			
{	Σ_P	The entities' trajectories are not superposed <i>singleton stories</i>				
		\angle_1^3	S_{P11}	\angle_3^3	S_{P21}	
		\angle_3^1	S_{P12}	\angle_1^1	S_{P22}	
Rigid stories $\mathbf{v}_k = \mathbf{v}_l$						
{	Σ_E	$\ \mathbf{v}\ \neq 0$				
		$\angle_0^2 S_{E-2}$	$\angle_2^0 S_{E2}$			
		$\angle_3^1 S_{E-1}$	$\angle_1^3 S_{E1}$			
		$\angle_0 S_{E0}$				
{	Σ_R	motionless entities, $\ \mathbf{v}\ = 0$, equiv. to OPRA ₁				
		$\angle_0^0 S_{R00}$	$\angle_1^0 S_{R10}$	$\angle_2^0 S_{R20}$	$\angle_3^0 S_{R30}$	
		$\angle_1^0 S_{R01}$	$\angle_1^1 S_{R11}$	$\angle_2^1 S_{R21}$	$\angle_3^1 S_{R31}$	
		$\angle_2^0 S_{R02}$	$\angle_1^2 S_{R12}$	$\angle_2^2 S_{R22}$	$\angle_3^2 S_{R32}$	
		$\angle_0^3 S_{R03}$	$\angle_1^3 S_{R13}$	$\angle_2^3 S_{R23}$	$\angle_3^3 S_{R33}$	
		$\angle_0 S_{R0}$	$\angle_1 S_{R1}$	$\angle_2 S_{R2}$	$\angle_3 S_{R3}$	

Table 1: Stories set Σ of OPRA₁, divided into meaningful subsets of stories: $\Sigma_C, \Sigma_B, \Sigma_T, \Sigma_P, \Sigma_E, \Sigma_R$

$$\text{Motion-OPRA}_1 = \{S_{C1-1}(\angle_1^3), S_{C1-1}(\angle_1^0), S_{C1-1}(\angle_1^1), S_{C1-1}(\angle_2^1), S_{C1-1}(\angle_3^1), S_{C10}(\angle_1^3), S_{C10}(\angle_3), S_{C10}(\angle_3^1), \dots, S_{R2}(\angle_2), S_{R3}(\angle_3)\} \quad (7)$$

In Figure 9 we show examples of stories, S_{P21} and S_{C2-1} , and corresponding qualitative relations of motion, for example, $S_{P21}(\angle_3^3)$ and $S_{C2-1}(\angle_1^1)$.

Story S_{P21}



Story S_{C2-1}

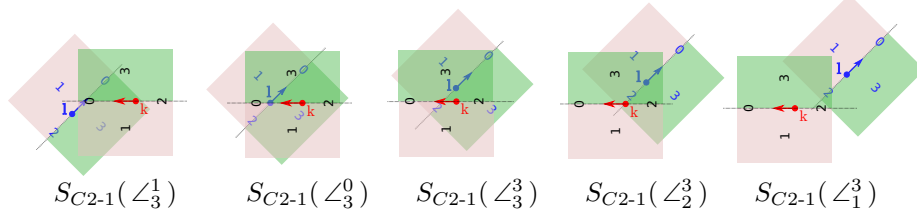


Figure 9: Representation of two stories in Motion-OPRA₁, S_{P21} and S_{C2-1} , displaying each one's spatial relations (See Table 1). Grouping story and spatial relation, i.e., $S_i(R_j)$ we obtain the relation of motion, e.g., $S_{C2-1}(\angle_1^1)$ at the third scenario in the story S_{C2-1} .

5.3 Discussion

In this section we display the features of the generated motion representations, i.e., *story-based* representations of motion, by applying them to the introductory example (Fig. 1). We also discuss some apparent limitations—simplifications originating from the underlying spatial representations— and how to overcome them.

5.3.1 Categorisation with Motion-RCC and Motion-OPRA₁

Using Motion-RCC the scenarios of Figure 1, A, B, C, D, have the following qualitative relations, i.e., categories: A, C, D form one category with the relation $S_{11}(\text{DC})$, and B forms one category with the relation $S_{13}(\text{DC}_-)$. This can be

interpreted as A, C, D being scenarios that would not evolve into collision, while in B k and l would collide provided no action is taken.

Using Motion-OPRA₁ the scenarios of Figure 1 have the following qualitative relations: A, B, C form one category with the relation $S_{C1-1}(\angle_1^3)$, and D forms one category with the relation $S_{C11}(\angle_1^3)$. This indicates that, if the entities were punctual, in scenarios A, B, C, k crosses before l ; and in D, k crosses behind l .

5.3.2 Disregarded Attributes

We see that each of the generated motion representations disregards some spatial attributes, because the underlying spatial representations, striving after simplicity, intentionally disregard them—Spatial representations focus on the few attributes that are deemed relevant and dispense with the rest.

Motion-OPRA₁ disregards distance, as OPRA₁ does. A, B, C belong to the category defined by the relation $S_{C1-1}(\angle_1^3)$, but we cannot assert the distance at which they currently are, nor the minimal distance at which they will cross. Indeed, in scenario B the vehicles collide because of their size, and in scenarios A, C they don't, but OPRA₁ cannot distinguish it. This is a consequence of the spatial relation OPRA₁; it considers directions, and disregards distances.

Motion-RCC disregards right-left relative motion, front-back, parallelism, and crossing, as RCC does. For example, we categorise A, C, D scenarios as $S_{11}(\text{DC})$ —entities that are passing by—but we cannot assert which entity will cross before or after the other.

5.3.3 Extending Motion Representations: Combining Attributes

In order to solve the problem with disregarded attributes, we can create an extended motion representation by combining motion representations through Cartesian product. For instance, as Motion-RCC does not consider right-left, front-back, crossing, or parallelism, we can add the representation Motion-OPRA₁, which provides categorisation of such attributes. Thus, we obtain a new motion representation 'Motion-RCC \times Motion-OPRA₁'.

In this new representation we combine the attributes of its original representations: we have information about the *degree of collision*, through Motion-RCC; and information about right-left, crossing, parallelism, and precedence, through Motion-OPRA₁.

In the introductory example (Fig. 1) the Cartesian product would yield the following relations: scenario A is $(S_{11}(\text{DC}), S_{C1-1}(\angle_1^3))$, B is $(S_{13}(\text{DC-}), S_{C1-1}(\angle_1^3))$, C is $(S_{11}(\text{DC}), S_{C1-1}(\angle_1^3))$, and D is $(S_{11}(\text{DC}), S_{C11}(\angle_1^3))$. The derived categories are (A, C), (B), and (D).

5.3.4 Variety of Categorisations

Motion-RCC and Motion-OPRA₁ define 3 possible categorisations:

1. (A, C, D) and (B), which correspond to scenarios with or without collision risk. We categorised with Motion-RCC.
2. (A, B, C) and (D), which correspond to scenarios where k arrives first to the intersection point, or l arrives first. We categorised with Motion-OPRA₁.

3. (A,C), (B), and (D). This corresponds to scenarios with collision risk, (D), and those without collision risk, A, B, C, being subdivided according to the entity that crosses before the other: in (A,C) k crosses first, and in (B) l does. We categorised with Motion-RCC \times Motion-OPRA₁.

Further categorisations can be obtained, creating new representations of motion by means of spatial representations and by combining them through Cartesian product.

6 Validation of Story-Based Representations of Motion

The first part of this section shows the utility of the story-based qualitative representations of motion: first, to qualitatively describe any kind of trajectories; second, to plan and control the navigation of entities. We present practical reasons that motivate the use of story-based representations of motion in navigation and motion processing.

The second part presents a bundle of desirable cognitive and mathematic properties that these representations fulfil. On the one hand we show how the story-based representations contain meaningful motion concepts of our daily life. On the other hand we show how they are embedded in the body of science: how they relate to cognition and to the concept of derivative.

6.1 Description and Control

6.1.1 Classification of Motionless Entities

The story-based representations of motion classify motions when entities—one or both entities—are motionless. As examples, see Figure 10, and also Figure 12 where the trajectory of entity k with respect to l is described by Motion-OPRA₁, though l is motionless.

Accordingly, these representations are not only valid for dynamic environments, but also valid for static ones. For example, if a robot navigates in a dynamic environment, and suddenly all objects are motionless, there is no need to switch representation—the story-based representation allows for further motion description and control of the robot.



Figure 10: Two motion scenarios, both having the same category, i.e., $S_{14}(DC_-)$, in the motion representation Motion-RCC. The fact that in the second scenario the entity k is motionless is not a hindrance for a scenario categorisation.

6.1.2 Qualitative Description of General Motions

A property of the story-based representations of motion—and of any categorisation of instantaneous scenarios—is the ability to qualitatively describe any kind of two-entities trajectories [27, 28]. This is mainly used in recognition of trajectories (i.e., motion patterns)—a trajectory that is encoded through qualitative relations can be more easily categorised as a certain type of motion, e.g., an ‘avoidance manoeuvre’, and therefore facilitates the development of interactive navigation routines [7, 14].

We exemplify, by means of Motion-RCC, how the story-based representations effectively describe the trajectories of two entities. The trajectory description consists of a finite sequence of qualitative relations of the generated representation. As we see in Figure 11, the motion of k with respect to l is described as $\{S_{15}(\text{DC}_-), S_{14}(\text{DC}_-), S_{13}(\text{DC}_-), S_{12}(\text{DC}_-), S_{11}(\text{DC})\}$, while the motion of m with respect to l is described as $\{S_{15}(\text{DC}_-), S_{15}(\text{EC}_-), S_{15}(\text{PO}_-), S_{15}(\text{TPP}_-), S_{15}(\text{NTPP}), S_{15}(\text{TPP}_+), S_{15}(\text{PO}_+), S_{15}(\text{EC}_+), S_{15}(\text{DC}_+), S_{14}(\text{DC}_+), S_{13}(\text{DC}_+), S_{12}(\text{DC}_+), S_{11}(\text{DC})\}$.

One can argue that the trajectories in Figure 11 might be simply described through the list of spatial relations, that is, k ’s trajectory is $\{\text{DC}\}$, while m ’s is $\{\text{DC}, \text{EC}, \text{PO}, \text{TPP}, \text{NTPP}, \text{TPP}, \text{PO}, \text{EC}, \text{DC}\}$. However, in Figure 12, we give a counterexample of how the generated relations of motion resolve serious ambiguities that spatial relations cannot. The RCC description of both trajectories is the spatial relation $\{\text{DC}\}$, but the Motion-RCC description is the relations of motion $\{S_{15}(\text{DC}_-), S_{14}(\text{DC}_-), S_{13}(\text{DC}_-), S_{12}(\text{DC}_-), S_{11}(\text{DC})\}$ for k ’s trajectory, and $\{S_{11}(\text{DC})\}$ for m ’s trajectory.

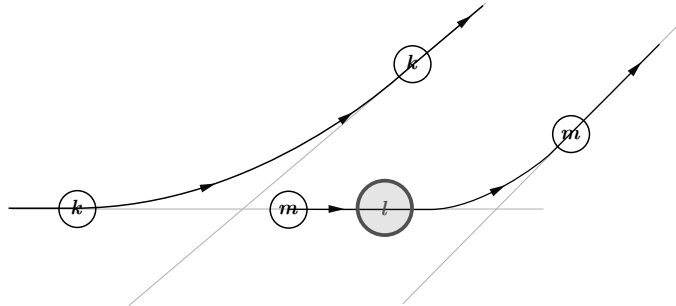


Figure 11: Two possible pairs of motion description are presented in this figure: the motion of (k, l) ; or the motion of (m, l)

6.1.3 Using Conceptual Neighbourhoods for Decision-Making and Control

Beyond the qualitative description of trajectories, the story-based representations of motion can be used for decision-making and control of trajectories, as any representation of motion can [8, 1]. First of all, we want to distinguish ‘*decision-making*’ from ‘*reasoning*’. In the field of qualitative relations ‘*reasoning*’ consists on determining the possible categories of a group of more than two entities under certain constraints [25], while in this paper ‘*decision-making*’ refers to finding the actions to steer an entity, whose motion with respect to

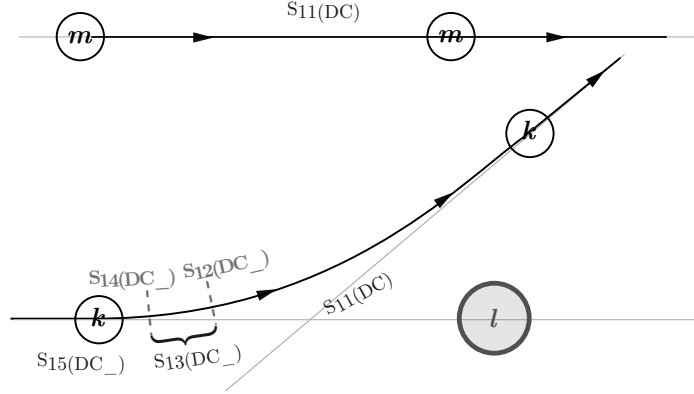


Figure 12: Two possible pairs of motion description are presented in this figure: the motion of (k, l) , i.e., k -trajectory; and the motion of (m, l) , i.e., m -trajectory. Both trajectories have a single qualitative *spatial* relation, namely, DC, but have different descriptions according to the qualitative relations of *motion* in Motion-RCC (Eq. (5)): k 's trajectory is $\{S_{15}(\text{DC}_-), S_{14}(\text{DC}_-), S_{13}(\text{DC}_-), S_{12}(\text{DC}_-), S_{11}(\text{DC})\}$, while m 's trajectory is $\{S_{11}(\text{DC})\}$.

other entities is described qualitatively. Thus, qualitative reasoning can empower decision-making, but decision-making is not restricted to qualitative reasoning.

We obtain two important tools for decision-making and control by building the conceptual neighbourhood diagram of our story-based representation, e.g., for Motion-RCC (Fig. 13):

1. We can predict how the current motion scenario evolves, if velocities remain the same—these are the ‘ \rightarrow ’ arrows in Figure 13.
2. We can find the control decisions to reach a certain motion scenario, by finding the path in the graph between the start and final scenario. As there are, usually, many paths connecting two scenarios, we can set conditions on the chosen path, for instance, the absence of collisions.

As an example, consider the initial motion of entity k with respect to entity l in Figure 12. It has the qualitative relation $S_{15}(\text{DC}_-)$ (*start relation* in Figure 13). Now, by means of a conceptual neighbourhood diagram, we find the necessary dynamic actions to transition into the safe motion state, i.e., $S_{11}(\text{DC})$ —the resultant trajectory should be equivalent to the k -trajectory in Figure 12.

6.2 Cognitive and Mathematical Properties

6.2.1 Formation of New Concepts

As we see in our generated representations of motion, Motion-RCC and Motion-OPRA₁, the stories are at the base of our categorisation—any qualitative relation, e.g., $S_{15}(\text{PO}_+)$, is directly linked to the story to which it belongs, in this case S_{15} . We, now, realise that stories relate to basic concepts of motion, for example, collision, parallelism, crossing precedence, by-passing, ... The fact that stories

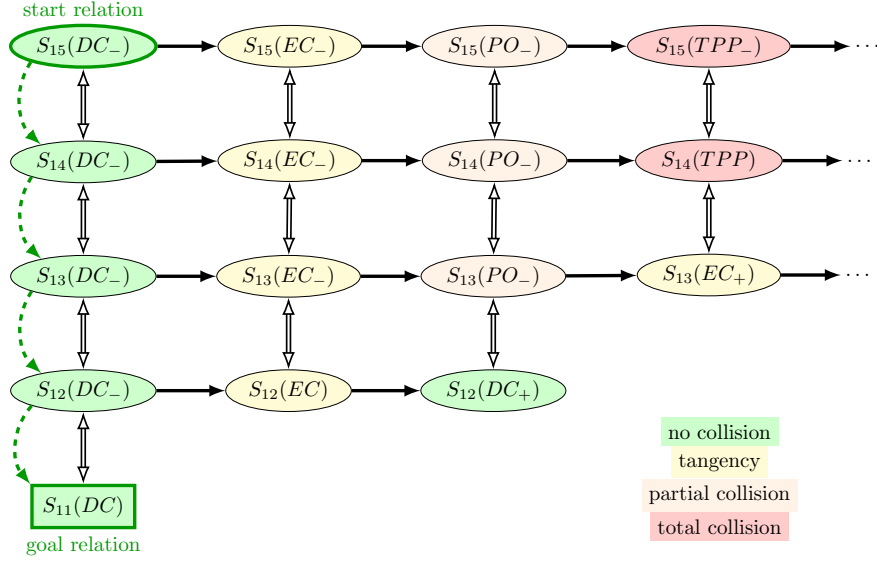


Figure 13: Part of the conceptual neighbourhood diagram for RCC-Motion. As an example, $S_{15}(DC_-)$ (green ellipse) is the start situation and $S_{11}(DC)$ (green rectangle) is the desired safe situation. The only way through the diagram that reaches the desired safe state without colliding is marked with a green arrow. It corresponds to the trajectory of k in Figure 12: $S_{15}(DC_-), S_{14}(DC_-), S_{13}(DC_-), S_{12}(DC_-), S_{11}(DC)$. The diagram also provides the type of control action needed, either a change in the value of the vector $\mathbf{v}_k - \mathbf{v}_l$, i.e., \Rightarrow , or not, i.e., \rightarrow . Further meaningful information present in the diagram is the expected evolution of the scenario: if velocities remain constant the motion relations evolve according to the ‘ \rightarrow ’.

relate to these concepts is remarkable in the measure that those concepts were not present in the original spatial relations.

For example, the stories of Motion-RCC correspond to diverse degrees of collision: S_{11} corresponds to tangential collisions; S_{12} and S_{13} to partial collisions; S_{14} and S_{15} to total collisions.

In Motion-OPRA₁ the number of concepts increases. We see that each subset of stories Σ_{\square} corresponds to a simple motion concept.

- Σ_C correspond to stories of both entities moving and crossing
- Σ_B correspond to stories where one entity is still and the other crossing.
- Σ_T corresponds to superposed trajectories.
- Σ_P corresponds to parallel trajectories (not superposed)
- Σ_E corresponds to trajectories of two entities moving in alignment and maintaining distance from one another.

- Σ_R are still stories: both entities are still.

Within each subset Σ_{\square} we find a further variety of concepts, for instance, the crossing stories Σ_C are subcategorised according to which entity crosses first, i.e., reaches the crossing point first: in S_{C*1} k crosses first, and in S_{C*1} l crosses first.

6.2.2 Cognitive Adequacy

Besides the formation of concepts in the story-based representations, here, we present further cognitive arguments that support the story-based representations.

Relation to Optical Invariants An important step in cognition is to extract information from the sensory input. If we consider the visual stimuli of a moving human, it is known that we use *optical invariants* [29], i.e., an “optical variable whose values remains invariant whenever the actor is in a state that if maintained, will bring about a successful outcome”. For example, if the relative angle between a human’s direction and the direction of a moving entity remains constant, the human will—if nothing changes—collide with the moving entity.

Optical variables provide, therefore, information about the *current future* [16], that is, what will eventually happen if one’s current state (deceleration, running speed) remains constant.

In a similar sense we claim that story-based relations provide this ‘current future’ information about a meaningful outcome in the future, as optical variables do. Indeed, each relation of motion of a story-based representation is linked to the corresponding story, and the story is per definition the ‘current future’ equivalent for qualitative relations. For example, consider these three motion scenarios described by three different Motion-OPRA₁ relations: $S_{C1-1}(\angle_1^3)$, $S_{C10}(\angle_1^3)$, $S_{P12}(\angle_1^3)$. All three motion relations describe two entities whose spatial OPRA₁ relation is \angle_1^3 , but the story part of the motion relation, i.e., S_{C1-1} , S_{C10} , and S_{P12} , shows clearly that the evolution in each case is different—in the first relation k crosses before l , in the second k and l cross and collide, in the third k and l move in parallel. Therefore, we see that each of the motion relations is providing information about what is about to happen if the velocities remain the same, i.e., they provide information about the current future.

Motion Encoding and Anticipatory Behaviour From a cognitive viewpoint, we can see the representations of motion as a way to encode sensory information of two entities instantaneously moving. In that sense, we would expect these encodings to validate the principle of anticipatory behaviour and the need to represent interaction goals; in the words of Butz and Kutter: “[...] the brain does not represent space for its own sake, but rather the internal representations develop to be able to convert sensory information in such a way that motor behaviour can be executed effectively.” ([2, p. 236])

Certainly, as argued in Section 6.2.2, the story-based representations encode a motion scenario with information about the current future, which facilitate such anticipatory behaviour. As shown in Section 6.1.3, the conceptual neighbourhood diagram makes possible the reaching of the goal motion scenario.

6.2.3 Qualitative Generalisation of the Derivative: A Qualitative Velocity

We can draw an analogy between story-based relations of motion in qualitative spaces, and the tangent line in quantitative spaces; between a story, qualitatively, and the trajectory derivative, i.e., the velocity, quantitatively.

The tangent line of the trajectory $\gamma(t)$ of an entity k is defined by the current position $\gamma(t_0)$ and the derivative $\left. \frac{d\gamma}{dt}(t) \right|_{t=t_0}$, i.e., the velocity \mathbf{v}_k at t_0 . Thus, the tangent line provides information about the past, present and future position of the entity k providing that it has moved and will keep moving in uniform motion (See Figure 14). In the same way a story-based relation, e.g., $S_{13}(\text{DC}_-)$, provides information about the past, e.g., (DC), present, e.g., (DC), and future qualitative spatial relations, e.g., (DC,EC,PO,EC,DC) of the entity k with respect to entity l , providing that it has moved and will keep moving in uniform motion.

Consequently, as the tangent line is analogous to a story-based relation of motion, i.e., $S_i(R_j)$, if we take further this analogy, the current spatial relation, R_j can be related to the current point, and the story, S_i , to the velocity vector.

This analogy is limited, because the tangent line, given the time instant, provides the expected position of the entity, while the story does not allow time calculations.

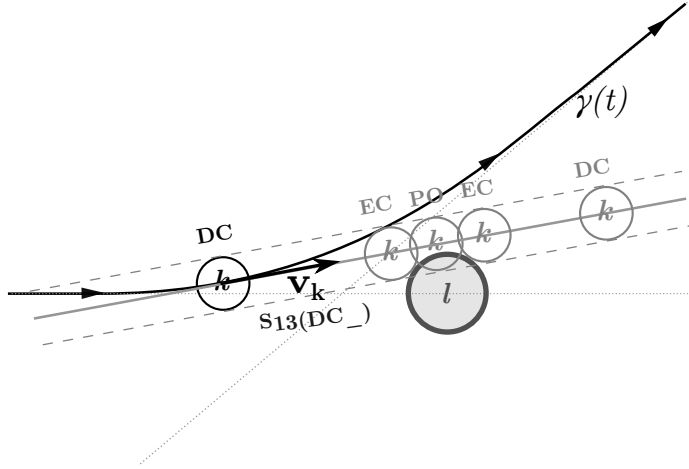


Figure 14: This is an instant of k moving on the trajectory $\gamma(t)$. The velocity vector \mathbf{v}_k provides the instantaneous slope of the tangent line, i.e., the expected positions, if the entity maintains the same velocity. The motion relation $S_{13}(\text{DC}_-)$ provides the same information qualitatively, i.e., the expected qualitative relations (EC, PO, EC, DC), if the entity maintains the same velocity.

7 Future Work

In this section, we have a look at two topics to be developed in future work.

7.1 Three-Dimensional Categorisations of Motion

As we mentioned in the Introduction, the method is applicable in any spatial dimensions, particularly, in three dimensions, where little research is done—we only know of a three dimensional categorisation, a QTC variant [18].

To obtain a three-dimensional categorisation of motion, we need a three-dimensional spatial categorisation. For example, RCC can be trivially extended to three-dimensional regions; the RCC qualitative relations (Fig. 3)—DC, EC, PO, TPP, NTPP, EQ, TPPI, NTPPI—are the same in three dimensions [31]. Consequently, the stories are the same, and, therefore, the qualitative relations are the same than in two dimensions (Eq. (5)), but with a three-dimensional meaning.

$$\begin{aligned}
\mathbf{Motion-RCC-3d} = \{ & \\
& S_{01}(\text{DC}), S_{02}(\text{EC}), S_{03}(\text{PO}), S_{04}(\text{TPP}), S_{05}(\text{NTPP}), \\
& S_{06}(\text{TPPI}), S_{07}(\text{NTPPI}), S_{08}(\text{EQ}), \\
& S_{11}(\text{DC}), S_{12}(\text{DC}_-), S_{12}(\text{EC}), S_{12}(\text{DC}_+), \\
& S_{13}(\text{DC}_-), S_{13}(\text{EC}_-), S_{13}(\text{PO}), S_{13}(\text{EC}_+), S_{13}(\text{DC}_+), \\
& S_{14}(\text{DC}_-), S_{14}(\text{EC}_-), S_{14}(\text{PO}_-), S_{14}(\text{TPP}), \\
& S_{14}(\text{PO}_+), S_{14}(\text{EC}_+), S_{14}(\text{DC}_+), \\
& S_{15}(\text{DC}_-), S_{15}(\text{EC}_-), S_{15}(\text{PO}_-), S_{15}(\text{TPP}_-), S_{15}(\text{NTPP}), \quad (8) \\
& S_{15}(\text{TPP}_+), S_{15}(\text{PO}_+), S_{15}(\text{EC}_+), S_{15}(\text{DC}_+) \\
& S_{16}(\text{DC}_-), S_{16}(\text{EC}_-), S_{16}(\text{PO}_-), S_{16}(\text{TPPI}), \\
& S_{16}(\text{PO}_+), S_{16}(\text{EC}_+), S_{16}(\text{DC}_+), \\
& S_{17}(\text{DC}_-), S_{17}(\text{EC}_-), S_{17}(\text{PO}_-), S_{17}(\text{TPPI}_-), S_{17}(\text{NTPPI}), \\
& S_{17}(\text{TPPI}_+), S_{17}(\text{PO}_+), S_{17}(\text{EC}_+), S_{17}(\text{DC}_+), \\
& S_{18}(\text{DC}_-), S_{18}(\text{EC}_-), S_{18}(\text{PO}_-), S_{18}(\text{EQ}), \\
& S_{18}(\text{PO}_+), S_{18}(\text{EC}_+), S_{18}(\text{DC}_+)\}
\end{aligned}$$

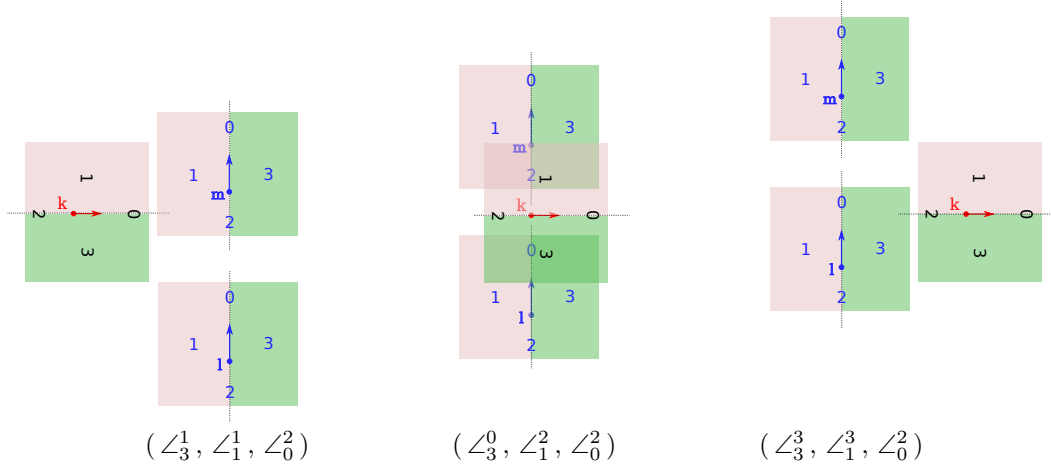
Thus, $S_{13}(\text{DC}_-)$ corresponds to the scenario where two spheres are disconnected, but they move towards one another, so that their uniform trajectory goes through a partial overlapping (PO).

7.2 Motion Categorisation for Multiple Entities

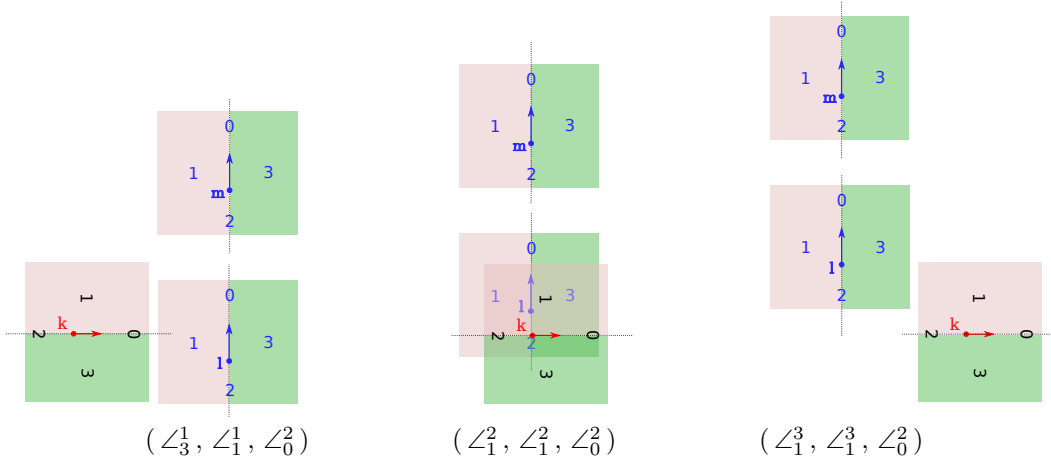
‘*Multiple entities*’ refers to scenarios with more than two entities. Until now, we only considered two entities for the sake of simplicity, because qualitative relations are usually binary defined. Nevertheless, in this section we give a glimpse of the possibilities of story-based categorisations of three moving entities by means of an example (Fig. 15). In this example, we show how two scenarios, having the same OPRA₁ spatial relations, are categorised according to the story-based method (Sect. 4).

8 Conclusion

We have presented a method to generate qualitative representations of motion, i.e., motion categorisations, out of any spatial representation. The method is



(a) A motion scenario $(\angle_3^1, \angle_1^1, \angle_0^2)$ with some following relations of its story, $(\angle_1^2, \angle_1^2, \angle_0^2)$ and $(\angle_1^3, \angle_1^3, \angle_0^2)$. We call this story S_M , where the entity k goes between l and m .



(b) A motion scenario $(\angle_3^1, \angle_1^1, \angle_0^2)$ with some following relations of its story, $(\angle_1^2, \angle_1^2, \angle_0^2)$ and $(\angle_1^3, \angle_1^3, \angle_0^2)$. We call this story S_U , where the entity k goes behind l and m .

Figure 15: Two stories, S_M (Fig. 15a) and S_U (Fig. 15b), each with three moving entities, k , l , and m . The spatial relation for each scenario is given by a 3-tuple containing its three binary $OPRA_1$ qualitative relations.

Both stories have initial motion scenarios with the same spatial relation, i.e., $(\angle_3^1, \angle_1^1, \angle_0^2)$, though the stories are different. Therefore, the scenarios are differently categorised: the first motion scenario of Figure 15a is categorised as $S_M(\angle_3^1, \angle_1^1, \angle_0^2)$, and the first motion scenario of Figure 15b is categorised as $S_U(\angle_3^1, \angle_1^1, \angle_0^2)$

story-based, and the created representations of motion inherit the properties of the used spatial representation, e.g., dimensions, or type of entities considered. The method has shown its potential to generate qualitative representations of

motions—we have used it with two spatial representations RCC and OPRA₁.

The generated representations are, at a practical level, effective both to describe trajectories qualitatively and to implement decision-making and control in navigation, even when entities are motionless. Moreover, they manifest a variety of cognitive and conceptual properties that endorse its use: (i) the motion relations, i.e., the motion categories, are related to common navigation concepts, (ii) they follow principles similar to the cognitive encoding of motion stimuli, (iii) they can be seen as a qualitative generalisation to the tangent lines, i.e., the velocity, of a trajectory on real spaces.

Central points in future work will be experimentally checking the cognitive adequacy of story-based representations of motion in humans, automatising the generation of stories and their mappings (at the moment they are obtained manually), applying the method to create three-dimensional categorisations of motion, and categorising motions with more than two entities. Additional points for future work, are the reasoning capabilities with the story-based representations of motion, and how they are related to the reasoning capabilities in the generating spatial relations.

Acknowledgements

Juan Purcalla Arrufi is grateful to Marcus Genkinger, CEO of STS Maschinenbau GmbH, for providing a job that can be flexibly adapted to his research activities. Thanks to Julia Paterson for kindly correcting and reviving the paper’s English.

References

- [1] Nicola Bellotto, Marc Hanheide, and Nico de Weghe. Qualitative Design and Implementation of Human-Robot Spatial Interactions. In Guido Herrmann, Martin J. Pearson, Alexander Lenz, Paul Bremner, Adam Spiers, and Ute Leonards, editors, *Social Robotics*, volume 8239 of *Lecture Notes in Computer Science*, pages 331–340. Springer International Publishing, 2013. ISBN 9783319026749. doi: 10.1007/978-3-319-02675-6_33. URL <http://webpages.lincoln.ac.uk/nbellotto/doc/Bellotto2013a.pdf>.
- [2] Martin V Butz and Esther F Kutter. *How the Mind Comes into Being: An introduction to cognitive science from a functional and computational perspective*. Oxford University Press, 2016.
- [3] Seyed Chavoshi, Bernard De Baets, Yi Qiang, Guy De Tré, Tijs Neutens, and Nico Van de Weghe. A Qualitative Approach to the Identification, Visualisation and Interpretation of Repetitive Motion Patterns in Groups of Moving Point Objects. *International Arab Journal of Information Technology*, 12(5), 2015. URL <http://ccis2k.org/iajit/PDF/Vo112, No.5/7358.pdf>.
- [4] Seyed Hossein Chavoshi, Bernard De Baets, Tijs Neutens, Guy De Tré, and Nico de Weghe. Exploring Dance Movement Data Using Sequence

- Alignment Methods. *PLoS ONE*, 10(7):e0132452, 2015. ISSN 1932-6203. doi: 10.1371/journal.pone.0132452. URL <http://dx.doi.org/10.1371/journal.pone.0132452>.
- [5] Juan Chen, Anthony G Cohn, Dayou Liu, Shengsheng Wang, Jihong Ouyang, and Qiangyuan Yu. A survey of qualitative spatial representations. *The Knowledge Engineering Review*, 30(01):106–136, 2015. ISSN 0269-8889. doi: 10.1017/S0269888913000350. URL <http://www.journals.cambridge.org/abstract/S0269888913000350>.
- [6] Henri Cohen and Claire Lefebvre. *Handbook of Categorization in Cognitive Science*. Elsevier Science, Amsterdam, 2005. ISBN 9780080446127. URL <http://www.redi-bw.de/db/ebsco.php/search.ebscohost.com/login.aspx?direct=true&db=De000xww&AN=3D166451&site=Dehost-live>.
- [7] Matthias Delafontaine, Anthony G Cohn, and Nico Van De Weghe. Implementing a qualitative calculus to analyse moving point objects. *Expert Systems with Applications*, 38(5):5187–5196, 2011. ISSN 09574174. doi: 10.1016/j.eswa.2010.10.042. URL <http://dx.doi.org/10.1016/j.eswa.2010.10.042>.
- [8] F Dylla, L Frommberger, J O Wallgrün, D Wolter, B Nebel, and S Wölfl. SailAway: Formalizing navigation rules. In *Proceedings of the Artificial and Ambient Intelligence Symposium on Spatial Reasoning and Communication, AISB'07*, pages 1–5, 2007. URL <http://citeseerx.ist.psu.edu/viewdoc/download?doi=10.1.1.64.6638&rep=rep1&type=pdf>.
- [9] Frank Dylla and Jan Oliver Wallgrün. Qualitative Spatial Reasoning with Conceptual Neighborhoods for Agent Control. *Journal of Intelligent and Robotic Systems*, 48(1):55–78, jan 2007. ISSN 0921-0296. doi: 10.1007/s10846-006-9099-4. URL <http://link.springer.com/10.1007/s10846-006-9099-4>.
- [10] Frank Dylla, Jae Hee Lee, Till Mossakowski, Thomas Schneider, André van Delden, Jasper van de Ven, and Diedrich Wolter. A Survey of Qualitative Spatial and Temporal Calculi - Algebraic and Computational Properties. *CoRR*, abs/1606.0(212), 2016. URL <http://arxiv.org/abs/1606.00133>.
- [11] Christian Freksa. Temporal reasoning based on semi-intervals. *Artificial Intelligence*, 54:199–227, 1992. ISSN 00043702. doi: 10.1016/0004-3702(92)90090-K. URL <http://www.icsi.berkeley.edu/ftp/global/global/pub/techreports/1990/tr-90-016.pdf>.
- [12] Antony Galton. Dominance Diagrams: A Tool for Qualitative Reasoning About Continuous Systems. *Fundamenta Informaticae*, 46(1):55–70, 2001. URL <http://iospress.metapress.com/content/330X1J7L63MTXVB9>.
- [13] Francisco J Glez-Cabrera, José Vicente Álvarez-Bravo, and Fernando Díaz. QRPC: A new qualitative model for representing motion patterns. *Expert Systems with Applications*, 40(11):4547–4561, 2013. ISSN 09574174. doi: 10.1016/j.eswa.2013.01.058. URL <http://dx.doi.org/10.1016/j.eswa.2013.01.058>.

- [14] Marc Hanheide, Annika Peters, and Nicola Bellotto. Analysis of human-robot spatial behaviour applying a qualitative trajectory calculus. *Proceedings - IEEE International Workshop on Robot and Human Interactive Communication*, pages 689–694, sep 2012. doi: 10.1109/ROMAN.2012.6343831. URL <http://webpages.lincoln.ac.uk/nbellotto/doc/Hanheide2012.pdf>.
- [15] Yohei Kurata and Hui Shi. Interpreting Motion Expressions in Route Instructions Using Two Projection-Based Spatial Models. In Andreas R. Dengel, Karsten Berns, Thomas M Breuel, Frank Bomarius, and Thomas R Roth-Berghofer, editors, *KI 2008: Advances in Artificial Intelligence (LNCS)*, volume 5243. Springer, Berlin, Heidelberg, 2008. doi: 10.1007/978-3-540-85845-4_32. URL https://link.springer.com/chapter/10.1007/978-3-540-85845-4_{_}32.
- [16] David N Lee, Reinoud J Bootsma, Mike Land, David Regan, and Rob Gray. Lee’s 1976 Paper. *Perception*, 38(6):837–858, 2009. doi: 10.1068/pmkle. URL <https://doi.org/10.1068/pmkle>.
- [17] Christina Lichtenthaler, Annika Peters, Sascha Griffiths, and Alexandra Kirsch. Social navigation - Identifying robot navigation patterns in a path crossing scenario. *Lecture Notes in Computer Science (including subseries Lecture Notes in Artificial Intelligence and Lecture Notes in Bioinformatics)*, 8239 LNAI(Exc 277):84–93, 2013. ISSN 03029743. doi: 10.1007/978-3-319-02675-6_9. URL <http://www6.in.tum.de/Main/Publications/lichtenthaeler2013social.pdf>.
- [18] Nikolaos Mavridis, Nicola Bellotto, Konstantinos Iliopoulos, and Nico Van de Weghe. QTC3D: Extending the qualitative trajectory calculus to three dimensions. *Information Sciences*, 322:20–30, nov 2015. ISSN 00200255. doi: 10.1016/j.ins.2015.06.002. URL <http://linkinghub.elsevier.com/retrieve/pii/S002002551500434X>.
- [19] Reinhard Moratz. Representing relative direction as a binary relation of oriented points. In Gerhard Brewka, Silvia Coradeschi, Anna Perini, and Paolo Traverso, editors, *ECAI*, pages 407–411. 2006. ISBN 978-1-60750-189-3. URL <http://ebooks.iospress.nl/volumearticle/2721>.
- [20] Reinhard Moratz, Jochen Renz, and Diedrich Wolter. Qualitative spatial reasoning about line segments. In *Proceedings of the 14th European Conference on Artificial Intelligence (ECAI 2000)*, pages 234–238, 2000. URL http://www.informatik.uni-bremen.de/kogrob/papers/ecai2000_{_}dipol.pdf.
- [21] Alexandra Musto, Klaus Stein, Andreas Eisenkolb, and Thomas Rofer. Qualitative and quantitative representations of locomotion and their application in robot navigation. In *IJCAI International Joint Conference on Artificial Intelligence*, volume 2, pages 1067–1072, 1999.
- [22] Juan Purcalla Arrufi and Alexandra Kirsch. Using Stories to Create Qualitative Representations of Motion. In Ana Maria Olteteanu and Zoe Falomir,

- editors, *ProSocrates 2017, 2nd Symposium on Problem-solving, Creativity and Spatial Reasoning in Cognitive Systems*, number July, pages 19–28, Delmenhorst, Germany, 2017. CEUR Workshop Proceedings. URL <http://ceur-ws.org/Vol-1869/paper-3.pdf>.
- [23] David a. Randell, Zhan Cui, and Anthony G Cohn. A Spatial Logic based on Regions and Connection. In *Third International Conference on Principles of Knowledge Representation and Reasoning (KR1992)*, pages 165–176, 1992. ISBN 9781558602625. URL <http://citeseerx.ist.psu.edu/viewdoc/download?doi=10.1.1.35.7809{&}rep=rep1{&}type=pdf>.
- [24] Jochen Renz. A spatial odyssey of the interval algebra: 1. Directed intervals. In *IJCAI International Joint Conference on Artificial Intelligence*, number August, pages 51–56. Morgan Kaufmann Publishers Inc., 2001. URL <http://citeseerx.ist.psu.edu/viewdoc/download?doi=10.1.1.366.1364{&}rep=rep1{&}type=pdf>.
- [25] Jochen Renz and Bernhard Nebel. Qualitative Spatial Reasoning Using Constraint Calculi. In Marco Aiello, Ian Pratt-Hartmann, and Johan Van Benthem, editors, *Handbook of Spatial Logics*, chapter 1, pages 161–215. Springer Netherlands, 2007. ISBN 978-1-4020-5586-7. doi: 10.1007/978-1-4020-5587-4.4. URL <http://citeseerx.ist.psu.edu/viewdoc/download?doi=10.1.1.336.8873{&}rep=rep1{&}type=pdf>.
- [26] Nico Van de Weghe. *Representing and Reasoning about Moving Objects: A Qualitative Approach*. PhD thesis, Ghent University, 2004. URL <http://hdl.handle.net/1854/LU-668977>.
- [27] Nico Van De Weghe, Anthony G Cohn, Philippe De Maeyer, and Frank Witlox. Representing moving objects in computer-based expert systems: The overtake event example. *Expert Systems with Applications*, 29(4):977–983, 2005. ISSN 09574174. doi: 10.1016/j.eswa.2005.06.022. URL <http://linkinghub.elsevier.com/retrieve/pii/S0957417405001259>.
- [28] Nico Van De Weghe, Anthony G Cohn, Guy De Tré, and Philippe De Maeyer. A qualitative trajectory calculus as a basis for representing moving objects in geographical information systems. *Control and Cybernetics*, 35(1):97–119, 2006. ISSN 03248569. URL <http://citeseerx.ist.psu.edu/viewdoc/download?doi=10.1.1.379.3744{&}rep=rep1{&}type=pdf>.
- [29] David Waller and Lynn Nadel. *Handbook of spatial cognition*. American Psychological Association, Washington, 2013. ISBN 1-4338-1204-5. doi: 10.1037/13936-000. URL <http://content.apa.org/books/13936-000>.
- [30] Jing Wu, Christophe Claramunt, and Min Deng. Towards a Qualitative Representation of Movement. In Marta Indulska and Sandeep Purao, editors, *Advances in Conceptual Modeling*, volume 8823 of *Lecture Notes in Computer Science*, pages 191–200. Springer International Publishing, 2014. ISBN 978-3-319-12255-7. doi: 10.1007/978-3-319-12256-4_20. URL http://dx.doi.org/10.1007/978-3-319-12256-4_{_}20http://link.springer.com/10.1007/978-3-319-12256-4_{_}20.

- [31] Sisi Zlatanova. On 3D topological relationships. In *Database and Expert Systems Applications, 2000. Proceedings. 11th International Workshop On*, pages 913–919. IEEE, 2000. URL https://3d.bk.tudelft.nl/szlatanova/thesis/html/refer/ps/sz{}_asdm.pdf.