



HAL
open science

Intelligence test solving through eye-movements and mouse-movements

Guillaume Rivollier, Jean-Charles Quinton, Flora Gautheron, Annique Smeding

► **To cite this version:**

Guillaume Rivollier, Jean-Charles Quinton, Flora Gautheron, Annique Smeding. Intelligence test solving through eye-movements and mouse-movements. Grenoble workshop on models and analysis of eye movements, Jun 2018, Grenoble, France. . hal-01839365

HAL Id: hal-01839365

<https://hal.science/hal-01839365>

Submitted on 14 Jul 2018

HAL is a multi-disciplinary open access archive for the deposit and dissemination of scientific research documents, whether they are published or not. The documents may come from teaching and research institutions in France or abroad, or from public or private research centers.

L'archive ouverte pluridisciplinaire **HAL**, est destinée au dépôt et à la diffusion de documents scientifiques de niveau recherche, publiés ou non, émanant des établissements d'enseignement et de recherche français ou étrangers, des laboratoires publics ou privés.

Intelligence test solving through eye-movements and mouse-movements

Guillaume Rivollier^{1,2}, Jean-Charles Quinton¹, Flora Gautheron¹, Annique Smeding³

¹ Univ. Grenoble Alpes, CNRS, Grenoble INP, LJK, 38000 Grenoble, France

² Univ. Grenoble Alpes, LIP/PC2S, 38000 Grenoble, France

³ Univ. Savoie Mont Blanc, LIP/PC2S, 73000 Chambéry, France

Raven's Advanced Progressives Matrices

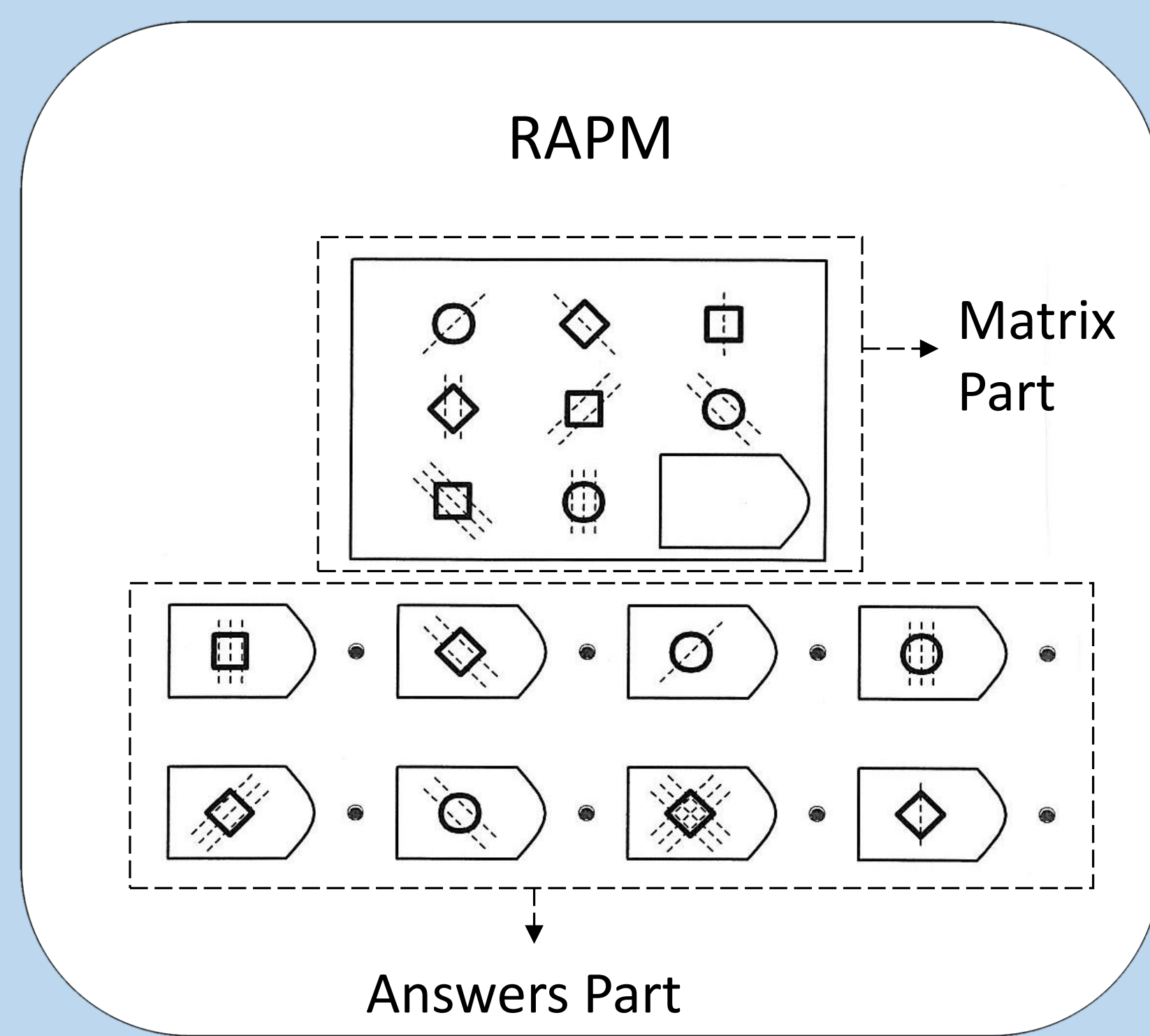
Raven's Advanced Progressives Matrices (RAPM) are common non-verbal psychometric tests used for assess reasoning and fluid intelligence.

Two strategies :

- constructive matching : infere rules and construct a supposed answer, then finding the constructed answer among the proposed responses
- response elimination : Matrix and response features comparison in way of eliminating incorrect answers

Correlation between strategies and performance (Carpenter *et al.*, 1990) :

- constructive matching strategie is associated with better score.
- response elimination strategies is associated with lower score.



Previous Results

- Exploration-related **eye movement** indices reflecting strategies correlate with score¹
- Exploration-related **mouse movement** indices reflecting strategies correlate with score²

Indices	Eye Tracking ¹ (n = 55)	Mouse Tracking ² (n = 130)
Item latency	0.03	0.63 ***
Time on Matrix	0.08	0.65 ***
Time on alternatives	-0.25	0.29 ***
Proportional Time on Matrix	0.48 **	0.56 ***
Proportional Time on alternatives	-0.44 **	-0.56 ***
Number of toggles	-0.27 *	0.02
Rate of toggling	-0.43 **	-0.55 ***
Latency to First Toggle	0.41 **	0.70 ***
Proportional Latency to First Toggle	-----	0.32 ***

Correlations between score and exploration-related indices

Although mouse movements add a supplementary cost to switching between elements, the change from eye movements to mouse movements preserves most correlations

¹ From Vigneau *et al.* (2006)

² From Rivollier *et al.* (in prep.)

Present study

For this study, we have recruited 85 students for pass 12-items short form of RAPM. Each participant passed the test under one of the four dynamic interfaces. Mouse- and eye-movement were recorded.

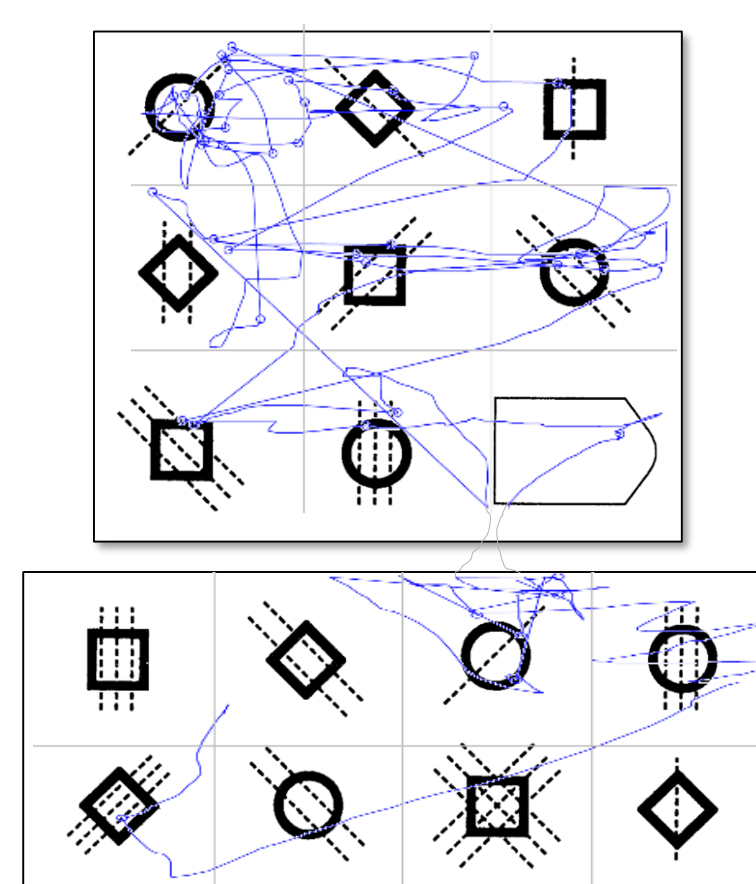
Aims :

- Better understanding of the impact of visual constraints on solving strategies
- Coupling eye tracking and mouse tracking
- Investigate how visual and motor information-selection process coordinate

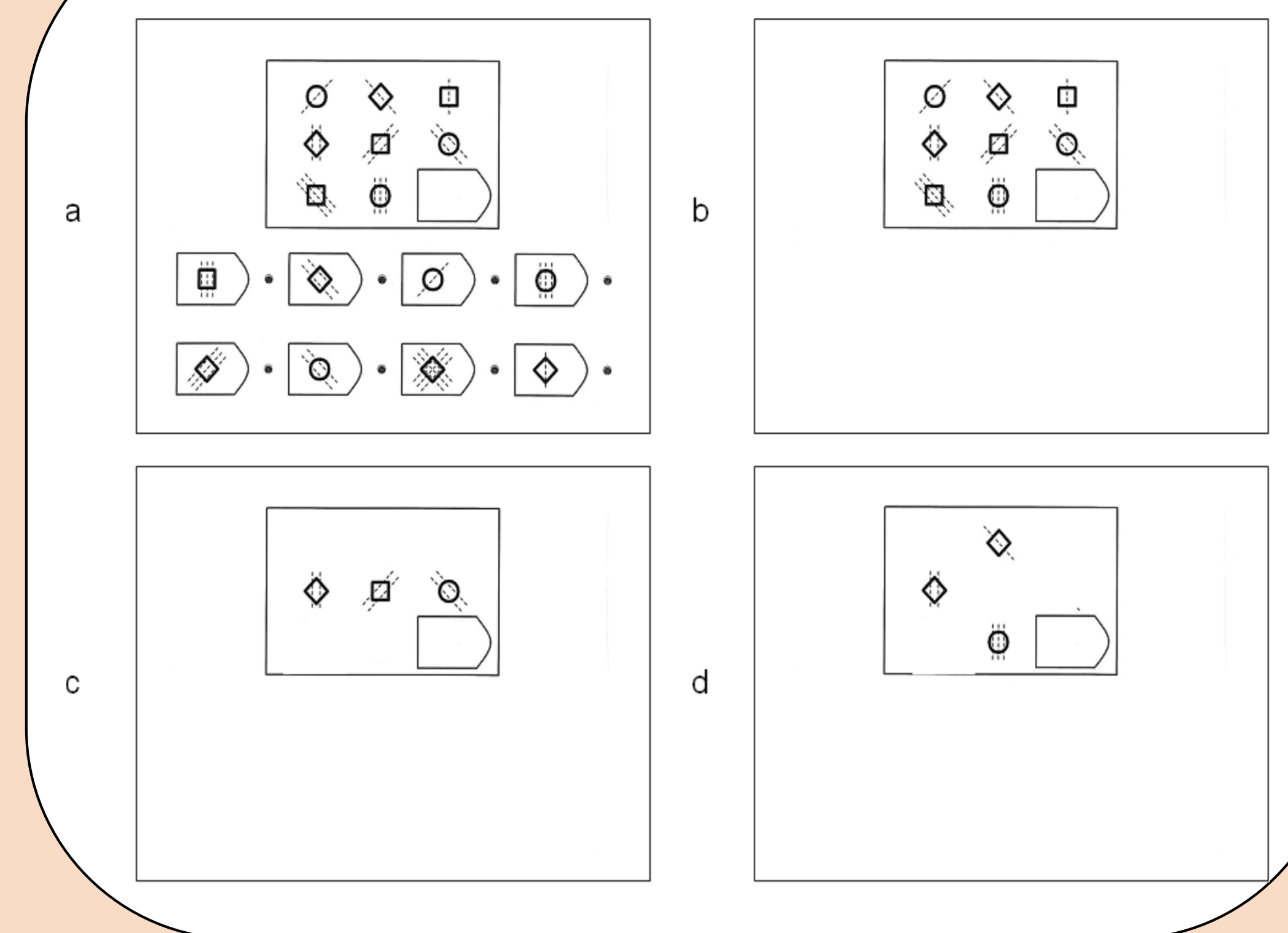
Design :

- Four conditions for the interactions (between-subjet factor) :
 - Original** : full matrix and full answers parts visible all the time
 - Switch** : full matrix or full answers parts visible by clicking on it
 - Line** : one single line of the matrix or full answers part visible by clicking on it
 - Sequence** : upto three cells of the matrix or full answers part visible by clicking on it

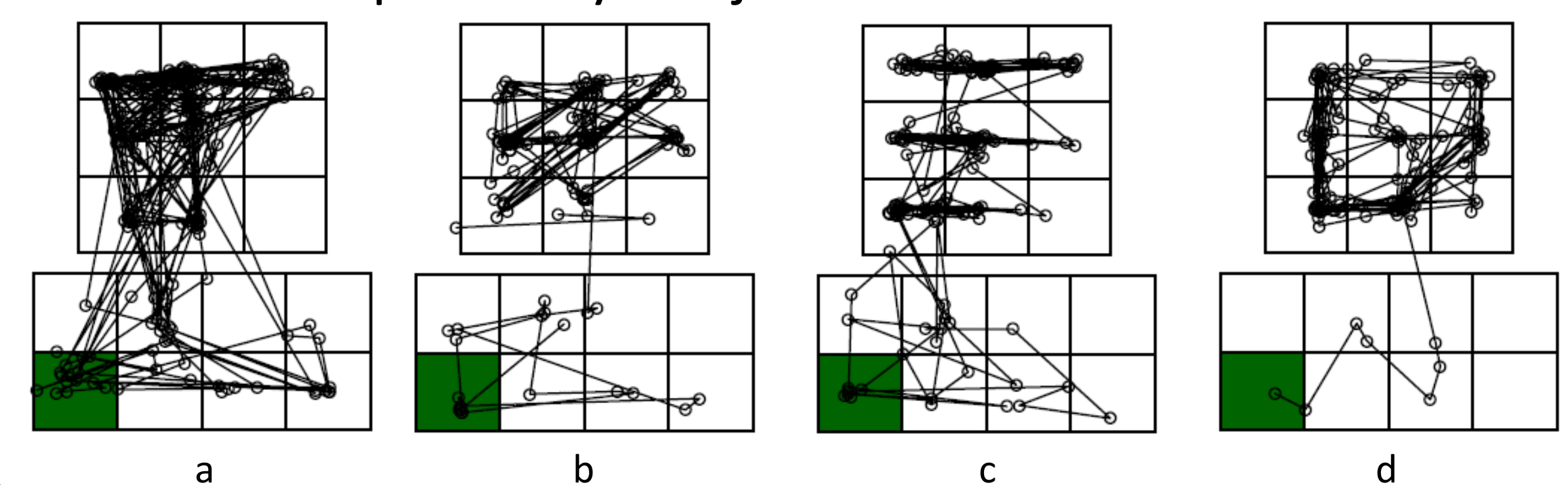
Example of mouse trajectory



Dynamic Interfaces



Examples of eye trajectories for each condition



Planned Analyses

- Similarity between mouse- and eye-exploration sequences (Dynamic Time Warping, Cross-correlation)
- Similarities of indices between interfaces
- Similarities of indices between manual- vs eye-measures

References & Contact

Carpenter, P. A., Just, M. A., & Shell, P. (1990). What one intelligence test measures: A theoretical account of the processing in the Raven Progressive Matrices Test. *Psychological Review*, 97(3), 404–431.

Vigneau, F., Caissie, A. F., & Bors, D. A. (2006). Eye-movement analysis demonstrates strategic influences on intelligence. *Intelligence*, 34(3), 261–272.

Rivollier, G., Smeding A., Bruno, A., Quinton, J-C., Impact of constraints in visual exploration of Raven progressive Matrices.

✉ guillaume.rivollier@univ-grenoble-alpes.fr

🐦 @g_rivollier