



## Study of the adaptability of trees to drought:phenological monitoring of assisted growth sensors, in the Botanical Garden of Villa Thuret.

Catherine Ducatillon, Richard Bellanger, Tristan Charron, Joelle Chevallier, Christine Heinz, Cecilia Marchal, Yannick Mellerin, Yves Caraglio, Thierry Ameglio

### ► To cite this version:

Catherine Ducatillon, Richard Bellanger, Tristan Charron, Joelle Chevallier, Christine Heinz, et al.. Study of the adaptability of trees to drought:phenological monitoring of assisted growth sensors, in the Botanical Garden of Villa Thuret.. Proceedings of the EuroGard VII Congress, VII, EUROGARD, 2018, Proceedings of the EuroGard VIII Congress. hal-01839201

**HAL Id: hal-01839201**

**<https://hal.science/hal-01839201>**

Submitted on 13 Jul 2018

**HAL** is a multi-disciplinary open access archive for the deposit and dissemination of scientific research documents, whether they are published or not. The documents may come from teaching and research institutions in France or abroad, or from public or private research centers.

L'archive ouverte pluridisciplinaire **HAL**, est destinée au dépôt et à la diffusion de documents scientifiques de niveau recherche, publiés ou non, émanant des établissements d'enseignement et de recherche français ou étrangers, des laboratoires publics ou privés.

## STUDY OF THE ADAPTABILITY OF TREES TO DROUGHT: PHENOLOGICAL MONITORING OF ASSISTED GROWTH SENSORS, IN THE BOTANICAL GARDEN OF VILLA THURET

Photo credit : PepiPiaf sensor on Eucalyptus dorrigoensis tree, Inra PACA Villa Thuret



**Ducatillion Catherine<sup>1</sup>,  
Bellanger Richard<sup>1</sup>, Charron  
Tristan<sup>1</sup>, Chevallier Joëlle<sup>1</sup>,  
Heinz Christine<sup>2</sup>, Marchal  
Cécilia<sup>1</sup>, Mellerin Yannick<sup>1</sup>,  
Caraglio Yves<sup>2</sup> & Ameglio  
Thierry<sup>3</sup>**

<sup>1</sup>Unité expérimentale Villa  
Thuret et jardin botanique -  
INRA centre Provence Alpes  
Côte d'Azur (PACA) 90, che-  
min Raymond – F 06160  
Cap d'Antibes  
[catherine.ducatillion@paca.inra.fr](mailto:catherine.ducatillion@paca.inra.fr)

<sup>2</sup>Unité mixte de recherche  
AMAP - CIRAD - boulevard  
de la Lironde TA 40/PS26 - F  
34398 Montpellier Cedex 5

<sup>3</sup>Unité mixte de recherche  
PIAF Site INRA de Crouël -  
F 63000 Clermont-Ferrand

## 05. Abstract

- Ducatillion Catherine
- Bellanger Richard
- Charron Tristan
- Chevallier Joëlle
- Heinz Christine
- Marchal Cécilia
- Mellerin Yannick
- Caraglio Yves
- Ameglio Thierry

**THE ADAPTING OF TREES TO CLIMATE CHANGE IS ONE OF THE BIGGEST CHALLENGES WE FACE PRESENTLY. THE GOAL OF THE PHENOTOOLS PROGRAMME IS TO MEASURE THE IMPACT OF CLIMATE ON THE PHENOLOGY OF GROWTH OF A SAMPLE OF EXOTIC TREES INTRODUCED AT THE VILLA THURET BOTANICAL GARDEN IN A MEDITERRANEAN CLIMATE.**

These trees are from very diverse taxonomic groups, biogeographic origins and have different growth patterns. They are deciduous or conifer species, with rhythmic or perennial growth. The method used lets us observe and compare their primary growth and their secondary growth simultaneously. The approach requires the use of autonomous micro-dendrometers to record and continuously monitor micro-variations in trunk or branch diameter. The initial results highlight contrasted growth and drought-adaptation strategies at the same site.

## 05. Introduction

- Ducatillon Catherine
- Bellanger Richard
- Charron Tristan
- Chevallier Joëlle
- Heinz Christine
- Marchal Cécilia
- Mellerin Yannick
- Caraglio Yves
- Ameglio Thierry



Photo credit : PepiPiaf sensor on Eucalyptus dorrigoensis tree, Inra PACA Villa Thuret

**THE ADAPTING OF TREES TO CLIMATE CHANGE IS ONE OF THE BIGGEST CHALLENGES WE FACE PRESENTLY. IN ORDER TO SURVIVE, THESE LIVING ORGANISMS, THAT GENERALLY HAVE A LONG LIFESPAN, MUST BE ABLE TO WITHSTAND INCREASINGLY FREQUENT AND MORE INTENSE CLIMATIC EVENTS.**

Climate changes affect the phenology of species and have consequences on the growth and reproduction of trees. The question of which species to plant is one faced by forestry, orchard and urban landscape managers.

In the Mediterranean climate, water resources are highly fluctuating, with a variation coefficient of 30% (Rambal, 2002). Over the decades to come, we will see an increase in more intense droughts around the Mediterranean and a reduction in rainfall events, which will become more unpredictable and violent. Will the flora be able to withstand more and more pronounced drought conditions? Some species are able to limit water loss by reducing their leaf surfaces, the number of stomata or conditions for transpiration from stomata (leaf hairs, waxes, etc.). Others have greater capacity to access groundwater, i.e. deep root systems. On a physiological level, transpiration, which is a vital process for tree growth and its temperature regulation, is heavily affected by the water shortages linked to edaphic drought. The higher the deficit, the slower growth. In an extreme drought, even if the stomata are

fully closed, dehydration continues and can cause xylem vessel embolism and eventually death of the tree (Cruiziat *et al.*, 2001, 2003).

One of the findings we made at the Villa Thuret, located in southeast France, is that many exotic trees can withstand the excesses of the Mediterranean climate (proven in the fact that they have continued to thrive in the garden for several decades, some for a century or more), apparently irrespective of their phylogenetic positioning or biogeographic origin. However, they demonstrate diverse –indeed contradictory – phenologies: some grow while others are “paused”, they flow once or several times depending on year, stop growing in some winters or some summers but not others, etc. Some retain their original phenology (e.g. southern hemisphere) while others adapt to the seasons in the host country, according to conditions that have yet to be explained.

Due to the influence of climate on phenology, the plants' exposure to environmental fluctuations and the taking into account of global chang-

## 05. Introduction

- Ducatillon Catherine
- Bellanger Richard
- Charron Tristan
- Chevallier Joëlle
- Heinz Christine
- Marchal Cécilia
- Mellerin Yannick
- Caraglio Yves
- Ameglio Thierry

es, studies on phenology have increased in number over the last ten years (Gordo & Sanz, 2010). In 2005, Rathgeber et al. put forward a hypothesis on the influence of global change (climate and CO<sub>2</sub> increases) on forest ecosystem production. Some studies have demonstrated a correlation between the earlier appearance of the first phenological stages in spring and rising temperatures over recent years (Cleland et al., 2007), which is consistent with an increase in the length of the vegetation period. Current changes lead to modifications in plant phenology and, due to high temperatures and drought conditions in summer (Cleland et al., 2007), this can lead to a reduction in radial growth and hence in forest productivity (Michelot et al., 2012). Among the studies into the impact of climate on plant phenology, some focus on primary meristem events that lead to longer stems (Cleland et al. 2007; Gordo & Sanz, 2010), while others deal with the modulation of secondary meristem functioning and the consequences on thickness growth (Rathgeber et al., 2000; Rossi et al., 2011; Cuny et al., 2012; Klein et al., 2013; Michelot et al., 2012). These results may appear contradictory and raise the question of the relationship between these types of growth. Furthermore, in the Mediterranean region, the climate creates growth conditions that alternate frequently between two winter dormancy phases and two vegetation phases: we refer to this as bimodal growth (Camarero et al., 2010).

The methods currently applied in studies into the impact of climate change on phenology come up against some methodological limitations. For example, knowledge about the development and growth of some species, in particular Mediterranean and/or exotic species in a Mediterranean climate, which varies from one year to another, remains underdeveloped at this stage and lacks hindsight (some permanent sites exist in the natural environment: Puechabon, Fontblanche, St Michel de l'Observatoire). To benefit from his-

torical data and diverse situations, it is therefore necessary to set up robust, automated methodological tools to supply the databases and phenological models, and also help us understand the development phases of these species and assess their capacity for adaptation in relation to this characteristic (phenology), which has not been the subject of extensive study so far.

Since 2013, in the framework of the “Perphecliclim” (Perennial fruit crops and forest phenology evolution facing climatic change - Database, Modelling and Observatory network) project of the ACCAF metaprogramme (Adaptation of agriculture and forest to climate change) run by INRA (French national institute for agricultural research), we have set up a primary and secondary growth phenology monitoring system at Jardin Thuret, on a diversified sample of trees to highlight and characterise the underlying physiological and morphological processes. What is the impact of climate and its excesses on growth and what are the long-term effects. What morphological, phenological and physiological determiners can we observe and monitor? Can we pinpoint growth strategies when faced with the risk of edaphic drought for these species? These are some of the questions that our study will endeavour to answer.

## Materials & methods

The sample currently comprises 68 adult trees belonging to 17 taxa with forestry potential. The selection criteria are as follows: taxonomic and biogeographic diversity, primary growth mode diversity, growth phenology diversity, exoticism and acclimatisation (the trees are all adult and have well accommodated to the pedoclimatic conditions at Jardin Thuret), presence of control



# 05. Materials & methods

- Ducatillon Catherine
- Bellanger Richard
- Charron Tristan
- Chevallier Joëlle
- Heinz Christine
- Marchal Cécilia
- Mellerin Yannick
- Caraglio Yves
- Ameglio Thierry

species (native taxa, some of which belong to the same genus as the exotic taxa), trees enabling testing of a new phenological criterion: sudden bark shedding. The exotic species belong to the *Arbutus*, *Corymbia*, *Eucalyptus* and *Quercus* genera and the native species to the *Arbutus*, *Ostrya* and *Quercus* genera. The trees form three groups: deciduous species with rhythmic growth and evergreen species with rhythmic or perennial growth.

## 1. PRIMARY GROWTH MONITORING

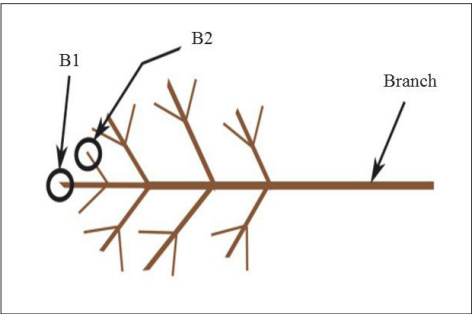
The weekly monitoring is inspired by the BBCH scale, with a universal decimal code for the phenological stages of the plants grown (**Table 1**) (Meier, 2001).

Code	Stage	Stage description
9	Leaves	The end of the first leaves extends beyond the end of bud scales
11	Leaves	The first leaves are plated on about 10% of the crown
15	Leaves	The first leaves are plated on about 50% of the crown
51	Flowers	The majority of flower buds began to swell
52	Flowers	The majority of flower buds began to open
61	Flowers	10% of the flowers or kittens are anthesis
65	Flowers	50% of the flowers or kittens are anthesis
69	Flowers	90% of the flowers or kittens are anthesis
71	Fruits	10% of fruit have reached their maximum size
85	Fruits	50% of fruit is ripe (changed color, or are dried and dehiscent, or fell)
91	Senescence	10% of the leaves have turned color or fell
95	Senescence	50% of the leaves have turned color or fell

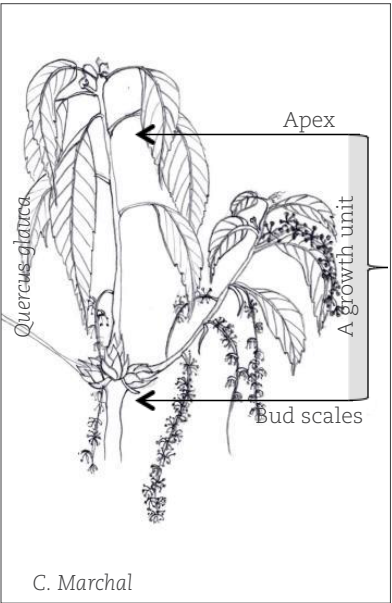
> TABLE 1.

Phenological stages

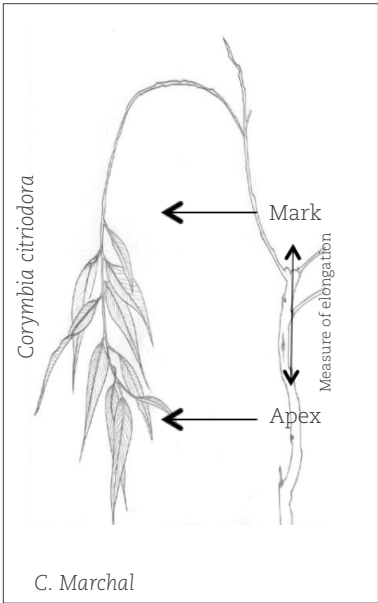
The elongation of branches is also measured weekly along at least two axes per tree: a main B1 axis and a secondary B2 axis (**fig. 1** and **2**).



> FIGURE 1  
Measured up branches



C. Marchal



C. Marchal

> FIGURE 2  
Elongation measurement techniques for rhythmic or aperiodic growth

## 2. SECONDARY GROWTH MONITORING

Dendrochronology has been used for several decades to analyse year-on-year variations in tree diameter growth and the effects of age, cultural practices and climate variations. Variations in the diameter of a trunk, branch or fruit are continuously monitored with LVDT (Linear Variable Differential

# 05. Materials & methods

- Ducatillion Catherine
- Bellanger Richard
- Charron Tristan
- Chevallier Joëlle
- Heinz Christine
- Marchal Cécilia
- Mellerin Yannick
- Caraglio Yves
- Ameglio Thierry

Transformer) type sensors of sufficient resolution (1 µm), and reflect the action of four factors: 1) irreversible cell growth, reversible swelling or contraction of the organ in relation to 2) the moisture level and 3) thermal expansion of the organ (Kozlowski, 1971; Klepper et al., 1971; McBurney & Costigan, 1984; Améglio & Cruiziat, 1992; Simonneau et al., 1993; Zweifel et al., 2000; Cochard et al., 2001; Daudet et al., 2005) and 4) the contraction or expansion of conductive elements under the impact of internal pressure related to water status of those conductive parts (Irvine & Grace, 1997; Offenthaler et al., 2001; Sevanto et al., 2002). We have used PépiPIAF sensors (Améglio et al., 2010) which give very accurate (sensitivity to microns) continuous mea-

surements of the diameter of an organ and memorise the data (diameter and temperature) without disrupting its functioning, using wireless technology (**Photo 1**).

Micro-dendrometers are used for twice-weekly trunk diameter measurements (**Photo 2**). We have taken weekly micro-core samples to track cambium/cork cambium activity. Finally, we monitored bark shedding in the species concerned, the objective being to explore a new simple phenological character for use in looking at cork cambium functioning (Ducatillion et al., 2013). The entire device is on the **Table 2**.



> PHOTO 1 & 2

Left: PépiPIAF sensor  
Right: Micro dendrometer

Latin name	Family	Native	Primary growth	Fall leaves	Fall bark	Flowers season	Place of flowering	Trees number	Sensors PépiPIAF number	Growth measure	BBCH stages	Micro-coring	Microwave dendrometers	Followed bark fall
<i>Aesculus californica</i>	Hippocastanaceae	California	R	D	PG	P	T	2	1	2	2	1	2	0
<i>Arbutus andrachne</i>	Ericaceae	Eastern Mediterranean	R	E	S	H	T	4	0	2	3	1	1	4
<i>Arbutus canariensis</i>	Ericaceae	Canary Islands	R	E	S	W	T	1	1	1	1	1	1	1
<i>Arbutus glandulosa</i>	Ericaceae	Central America	R	E	S	W	T	1	0	0	0	0	0	
<i>Arbutus menziesii</i>	Ericaceae	South of North America	R	E	S	W	T	1	0	1	1	0	1	0
<i>Arbutus unedo</i>	Ericaceae	Western Mediterranean	R	E	PG	W	T	2	1	2	2	0	2	2
<i>Arbutus x andrachnoides</i>	Ericaceae	Greece	R	E	PG	W	T	3	0	2	3	1	2	3
<i>Arbutus x thuretiana</i>	Ericaceae	Hybrid	R	E	S	W	T	2	2	2	2	2	2	2
<i>Corymbia citriodora</i>	Myrtaceae	North East Australia	A	E	S	S, E	T	2	2		2	2	2	2
<i>Corymbia maculata</i>	Myrtaceae	Australia : Q, NSW, V	A	E	S	E	T	1	0	0	0	1	1	1
<i>Eucalyptus dorrigoensis</i>	Myrtaceae	Eastern Australia	A	E	S	E	T	2	1	1	1	1	1	1
<i>Ostrya carpinifolia</i>	Betulaceae	Mediterranean	R	D	P	S	A	3	0	1	3	1	1	0
<i>Quercus glauca</i>	Fagaceae	East and South Asia	R	E	P	S	A	4	0	2	4	0	2	0
<i>Quercus ilex</i>	Fagaceae	Mediterranean	R	E	P	S	A	10	2	2	10	2	6	0

> TABLE 2

Synthesis device.

Primary growth: rhythmic (R), aperiodic (A). Fall leaves: deciduous (D), evergreen (E). Fall bark: progressive (PG), sudden (S), persistent (P). Flower season: spring (S), summer (E), autumn (A), winter (W). Place of flowering: terminal (T), axillary (A)

# 05. Results and discussion

- Ducatillion Catherine
- Bellanger Richard
- Charron Tristan
- Chevallier Joëlle
- Heinz Christine
- Marchal Cécilia
- Mellerin Yannick
- Caraglio Yves
- Ameglio Thierry

For each of these species, measurements in diameter variations have been set against climate data, elongation periods, different phenophases and bark shedding. We now have eight years' worth of phenophase observations for several species, but only two and a half years with the use of sensors and bark shed observation. The initial results nonetheless reveal some significant trends. The effect of climate on the growth of the three initial tree categories is compared in **Table 3**.

Group 1, illustrated by *Arbutus x thuretiana* (a hybrid between *A. canariensis* and *A. andrachne* naturalised at Jardin Thuret), reveal a number of axes in the growth or flowering phase, between autumn and early summer. Normal winter temperatures do not affect growth. However, environmental conditions affect the phenophase dates. Growth stops during the summer period.

Trees in group 2, illustrated by *Eucalyptus dorrigoensis*, show pretty regular, opportunist growth throughout the year. In the *Aesculus californica* (group 3), budburst is very early (February) with brief primary growth. Leaves cease their activity earlier at the end of spring and fall in summer middle while it normally should shed in autumn for deciduous trees.

Under the same Mediterranean climate, the trees measured in the Botanical Garden in Villa Thuret demonstrate very contrasted primary and secondary growth depending on species, with variable sensitivity to climate factors (i.e. winter temperatures: e.g. *Eucalyptus dorrigoensis* vs. *Aesculus californica* or summer rainfall and drought; *Aesculus californica* vs. *Quercus ilex* ). Some species as *Aesculus californica* seem to avoid potential summer drought, regardless of the year's rainfall, with early leaf fall with no apparent link to

Climate action on 3 tree types. Some examples				
Type of growth	Species example	Bud break and primary growth	Secondary growth	Climate action on growth
1 - Evergreen. Rhythmic growth	<i>Arbutus x thuretiana</i>	All the time except in summer.	Spring and beginning of summer	Impact on the phenophases and impact of extreme events
	<i>Quercus ilex</i>	Short and rapid growth in spring. Sometimes growth in autumn	Spring and summer	Impact of temperature on bud break
2 - Evergreen. Aperiodic growth	<i>Eucalyptus dorrigoensis</i>	Long growing with at least two short stops [winter and summer]	Only a stop in summer	Impact of extreme events
3 - Deciduous. Rhythmic growth	<i>Aesculus californica</i>	From late winter to late spring	Spring and summer	Slight impact on phenophases

> **TABLE 3**  
Climate action on three tree types. Some examples



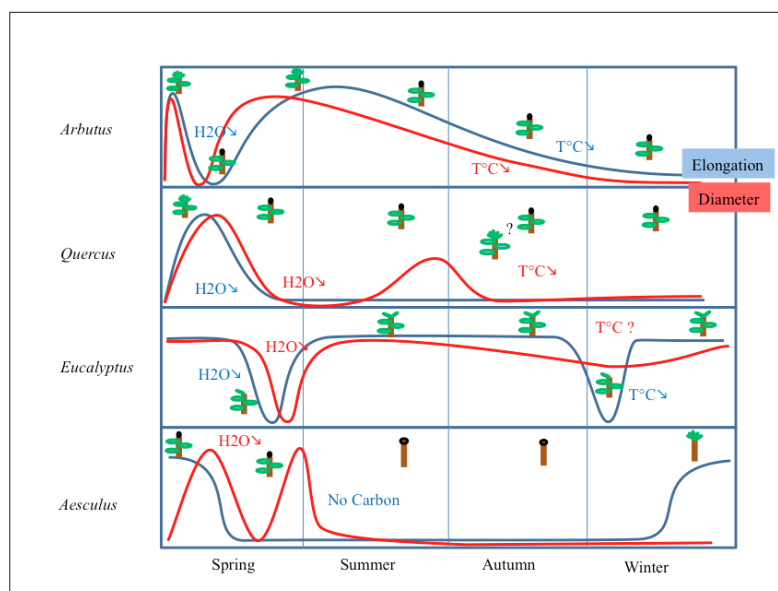
# 05. Results and discussion

- Ducatillon Catherine
- Bellanger Richard
- Charron Tristan
- Chevallier Joëlle
- Heinz Christine
- Marchal Cécilia
- Mellerin Yannick
- Caraglio Yves
- Ameglio Thierry

→ **FIGURE 3**

Diagram of the phenological cycles of 4 groups of species, according to the seasons. The curve in blue gives the average elongation for the 4 group of species independently of the climate. The red curve gives the same average for the diameter growth. For each season, we indicated the effect of the main climatic factor on elongation (in blue) or diameter growth (in red). For example, the diameter growth of the Eucalyptus is greatly attenuated by water stress (H2O) in late spring and early summer in comparison with the average diameter growth for this site at this period. For this species, diameter growth was also impacted in winter in response to the colder temperatures (T°C) of one year in comparison to the average temperature during winter for this site.

a climatic factor (no marked water stress). The physiology of these species in terms of phenophases, water flows and carbon management may thus be approached through the continual analysis of diameter variations and shows high diversity in functioning under the same climate. The annual phenological cycles of the four species groups are shown in **Fig. 3**.



For example for *Eucalyptus*, when you measure diameter growth, you can observe an almost constant rate of growth decreased in late spring and early summer only by the soil water reserve (rainfall during this period) and during winter if the temperature decreased below +10°C. For *Aesculus californica*, the pattern of growth diameter appears the same as that measured

in its original area in California (Mooney & Hays, 1973) but our continuous diameter measurements indicate that the fall of the leaves in this species is not related to water stress (no more shrinkage during the day indicated no strong mobilization of water reserves in the bark). Here we have a typical adaptation to the Mediterranean climate by an avoidance of drought stress by leaves fall with no stress and a drastic reduction of transpiration.

## 05. Conclusion

- Ducatillion Catherine
- Bellanger Richard
- Charron Tristan
- Chevallier Joëlle
- Heinz Christine
- Marchal Cécilia
- Mellerin Yannick
- Caraglio Yves
- Ameglio Thierry

By monitoring both primary growth and secondary growth, we can obtain an overall view of the effect of climate on a plant's functioning. At the same site, the three groups of trees show contrasting growth modes, responding or not to climate conditions. The choice and positioning of the axes monitored, within the tree's architecture, provides more realistic information on the tree's behaviour in response to climate variations.

Thus, the study over a few years on the same site of primary or secondary growth dynamics can quickly permits to extract the phenophase of these growths for different species, but also to conclude on climatic factors (water or temperature) affecting them.

Thus observation of the bark phenology through the continuous acquisition of micrometric variations of branch or trunk diameter measurements using the PépiPIAF sensors therefore makes it possible to track not only secondary growth (resumption of cambial activity, growth rhythm) but also leaf phenology (budburst, leaf growth and senescence) by providing new information on the physiology of species which are little or so far unknown. This new tool therefore allows for the acquisition of phenology measurements in numerous situations (isolated tree, arboretum, acclimatisation gardens, orchards, forests, vines, trees in towns, etc.)

while contextualising the different phenophases observed in the climatic environment (e.g. heat conditions), but also the physiological environment (e.g. water constraints), both of which can be addressed using the same measurement.

## 05. References

- Ducatillion Catherine
- Bellanger Richard
- Charron Tristan
- Chevallier Joëlle
- Heinz Christine
- Marchal Cécilia
- Mellerin Yannick
- Caraglio Yves
- Améglio Thierry

**Améglio, T. & Cruiziat, P.**, 1992. Daily variations of stem and branch diameter: short overview from a developed example. *NATO ASI Series*, Vol. H64. Mechanics of Swelling. Ed T.K. Karalis. Springer-Verlag Berlin Heidelberg 1992, 193-2048.

**Améglio, T., Dusotoit-Coucaud, A., Coste, D. & Adam, B.**, 2010. *PepiPIAF: A new generation of biosensors for stress detections in perennial plants*. ISHS 2010 - S15: Climawater 2010. Lisboa (Portugal).

**Camarero, J.J., Olano, J.M. & Parras, A.**, 2010. Plastic bimodal xylogene-sis in conifers from continental Mediterranean climates. *New Phytologist* 185: 471–480.

**Cleland, E.E., Chuine, I., Menzel, A., Mooney, H.A. & Schwartz, M.D.**, 2007. Shifting plant phenology in response to global change. *Trends in Ecology & Evolution* 22: 357–365.

**Cochard, H., Forestier, S. & Améglio, T.**, 2001. A new validation of the Scholander pressure chamber technique based on stem diameter variations. *Journal of Experimental Botany* 52 (359): 1361-1365.

**Cochard, H., Forestier, S. & Améglio, T.**, 2001. A new validation of the Scholander pressure chamber technique based on stem diameter variations. *Journal of Experimental Botany* 52 (359): 1361-1365.

**Cruiziat, P., Améglio, T. & Cochard, H.**, 2001. La cavitation: un mécanisme perturbant la circulation de l'eau chez les végétaux. *Mec. Ind.* 2: 289-298.

**Cruiziat, P., Cochard, H. & Améglio, T.**, 2003. L'embolie des arbres, *Pour La Science* 305: 50-56.

**Cuny, H.E., Rathgeber, C.B., Lebourgeois, F., Fortin, M. & Fournier, M.**, 2012. Life strategies in intra-annual dynamics of wood formation: example of three conifer species in a temperate forest in north-east France. *Tree physiology* 32: 612–625.

**Daudet, F.A., Améglio, T., Cochard, H., Archilla, O. & Lacoite, L.**, 2005. Experimental analysis of the role of water and carbon in the tree trunk diameter. *Journal of Experimental Botany* 56 (409), 135-144. (DOI:10.1093/jxb/eri026).

**Ducatillion, C. & Améglio, T.**, 2013. Changement climatique: les écorces peuvent parler. *Les cahiers de Jardins de France* n°2 – A l'affût des connaissances – Edition 2013, 74-77.

**Gordo, O. & Sanz, J. J.**, 2005. Phenology and Climate Change: A Long-Term Study in a Mediterranean Locality, *Global change ecology* (146), pp. 484-495.

**Irvine, J. & Grace, J.**, 1997. Continuous measurements of water tensions in the xylem of trees based on the elastic properties of wood. *Planta* 202, 455-461.

**Klein, T., Di Matteo, G., Rotenberg, E., Cohen, S. & Yakir, D.**, 2013. Differential ecophysiological response of a major Mediterranean pine species across a climatic gradient. *Tree physiology* 33: 26–36.

**Klepper, B., Browning, V.D. & Taylor, H.M.**, 1971. Stem diameter in relation to plant water status. *Plant Physiology* 48, 683-685.

**Kozlowski, T.T.**, 1971. *Growth and development of trees*, Volume 2. /Academic Press/, New York, 514 pp.

**McBurney, T. & Costigan, P.A.**, 1984. The relationship between stem diameter and water potentials in stems of young cabbage plants. *Journal of Experimental Botany* 35, (161), 1787-1793.

**Meier, U.**, 2001. *Stades phénologiques des mono et dicotylédones cultivées*. BBCH Monographie. 2<sup>ème</sup> édition. Centre Fédéral de recherches Biologiques pour l'Agriculture et la Forêt.

**Michelot, A., Simard, S., Rathgeber, C., Dufrêne, E. & Damesin, C.**, 2012. Comparing the intra-annual wood formation of three European species (*Fagus sylvatica*, *Quercus petraea* and *Pinus sylvestris*) as related to leaf phenology and non-structural carbohydrate dynamics. *Tree physiology* 32: 1033–1045.

**Mooney, H. A. & Hays, R.**, 1973. Carbohydrate Storage Cycles in Two Californian Mediterranean-Climate Trees. *Flora*, Ed. 162, S. 295-304

**Nardini, A., Assunta, M., Trifilo, P. & Salleo, S.**, 2013. The challenge of the Mediterranean climate to plant hydraulics: Responses and adaptations, *Environmental and Experimental Botany*. 07/2014; 103:68–79.

**Offenthaler, I., Hietz, P. & Richter, H.**, 2001. Wood diameter indicates diurnal and long-term patterns of xylem water potential in Norway spruce. *Trees* 15, 215-221.

**Rambal, S.**, 2002. Comment les arbres méditerranéens affrontent-ils l'imprévisibilité de la ressource en eau ?, *La Houille Blanche*, N°3 (juin 2002), pp. 33-37.

**Rathgeber, C., Nicault, A. & Guiot, J.**, 2005. Évolution de la croissance radiale du pin d'Alep (*Pinus halepensis* Mill.) en Provence calcaire (sud-est de la France). *Ecologia mediterranea*.

**Rathgeber, C., Nicault, A., Guiot, J., Keller, T., Guibal, F. & Roche, P.** 2000. Simulated responses of *Pinus halepensis* forest productivity to climatic change and CO<sub>2</sub> increase using a statistical model. *Global and Planetary Change* 26: 405–421.

**Richardson, A. D., Keenana, T. F., Mirco Migliavacca, M., Ryua, Y., Sonnentag, O. & Toomeya, M.**, 2012. Climate change, phenology and phenological control of vegetation feedbacks to the climate system, *Agricultural and forest meteorology* (169), pp. 156-173.

**Rossi, S., Morin H., Deslauriers, A. & Plourde, P.-Y.**, 2011. Predicting xylem phenology in black spruce under climate warming. *Global Change Biology* 17: 614–625.

**Sevanto, S., Vesala, T., Perämäki, M. & Nikinmaa, E.**, 2002. Time lags for xylem and stem diameter variations in a Scots pine tree. *Plant Cell and Environment* 25, 1071-1077.

**Simonneau, T., Habib, R., Goutouly, J.P. & Huguet, J.G.**, 1993. Diurnal changes in stem diameter depend upon variations in water content: Direct evidence in peach trees. *Journal of Experimental Botany* 44, 615-621.

**Zweifel, R., Item, H. & Häsler, R.**, 2000. Stem radius changes and their relation to stored water in stems of young Norway spruce trees. *Trees* 15:50-57.

# 05.

## References

- Lamant Thierry
- Bastien Jean-Charles
- Bellanger Richard
- Ducatillion Catherine
- Musch Brigitte

**Allemand, P.**, 1989. Espèces exotiques utilisables pour la reconstitution du couvert végétal en région méditerranéenne : Bilan des Arboretums forestiers d'élimination. INRA, *Techniques et Pratiques*, 1989.

**Bimont, S.**, 2012. *Propositions d'essences d'avenir dans le contexte des changements climatiques*. Rapport de stage BTSA Gestion Forestière 2010-2012.

**Blandin, N. & Steiner, F.**, 1996. *Arboretums de RFV, bilan de la période 1975-1995*. INRA et ONF : juin 1996.

**Ducatillion, C., Badeau, V., Bellanger, R., Buchlin, S., Diadema, K., Gili, A. & Thévenet, J.**, 2015. Détection précoce du risque d'invasion par des espèces végétales exotiques introduites en arboretum forestier dans le sud-est de la France. Émergence des espèces du genre *Hakea*. Mesures de gestion. *Revue d'Ecologie (Terre et Vie)*, Vol. 70 (suppl 12 « Espèces invasives »), 2015 : 139-150.

**Ducatillion C., Musch B., Achille F., Aubert S., Bellanger R., Lamant T. & Badeau V.** (sous presse). *Landscape of public arboreta in France*. EUROGARD VII Congress.

**Griffin, J.R. & Critchfield, W.B.**, 1972. The distribution of forest trees in California. *USDA Forest Service Research Paper PSW, 82 /1972* (Reprinted with Supplement, 1976).

**Imbert, P.**, 1988. *Choix des espèces de reboisement en Haute-Margeride, premier bilan de l'arboretum Curie (Lozère, col des 3 sœurs, altitude 1470 m)*. Rapport de stage BTS, INRA : 1988.

**Lacaze, J.-F.**, 1967. *Expérimentation sur le choix des espèces, arboretums écologiques*. Document n° 67/2. INRA : avril 1967.

**Lamant, T., Bénard, L., Berthon, S., Bimont, S., Blaison, L., Castagnio, J.-P., Diaz E., Fauveau, M., Grannet A.-M., Guardia G., Le Rol, J.-P., Levannier, P., Loho, P., Mazoyer, P., Monzo, G., Pasqualini, M., Perrette, N., Savajols, G., Simonnet, F., Triolo, J., Vandaele, J., Vial, C. & Musch, B.** (sous presse). *ONF's arboreta of national interest*. EUROGARD VII Congress.

**Mons, D.**, 1993. *Bilan de trois arboretums d'altitude dans le Massif Central*. Rapport de stage BTS, INRA & ONF : 1993.

**Pestour, J.-L.**, 1984. *Choix des espèces de reboisement en région méditerranéenne. Premier bilan des arboretums d'élimination*. Mémoire de troisième année, ENGREF & INRA : septembre 1984.

**The Gymnosperm Database:** <http://www.conifers.org>

**The Cupressus Conservation Project:** <http://www.pinetum.org/books.htm>