



**HAL**  
open science

## Deep eutectic solvents as extraction media for polar bioactives from wheat bran

Mélina Robert, Erwann Durand, Cecile Barron, Frédéric Carrière, Maria-Cruz Figueroa, Jérôme Lecomte, Valerie Micard, Johanna Reichling, Valerie Lullien, Véronique Vié, et al.

### ► To cite this version:

Mélina Robert, Erwann Durand, Cecile Barron, Frédéric Carrière, Maria-Cruz Figueroa, et al.. Deep eutectic solvents as extraction media for polar bioactives from wheat bran. 12 SLACA Symposium Latin American of Food Science, Nov 2017, Campinas, Brazil. 2017. hal-01837489

**HAL Id: hal-01837489**

**<https://hal.science/hal-01837489>**

Submitted on 2 Jun 2020

**HAL** is a multi-disciplinary open access archive for the deposit and dissemination of scientific research documents, whether they are published or not. The documents may come from teaching and research institutions in France or abroad, or from public or private research centers.

L'archive ouverte pluridisciplinaire **HAL**, est destinée au dépôt et à la diffusion de documents scientifiques de niveau recherche, publiés ou non, émanant des établissements d'enseignement et de recherche français ou étrangers, des laboratoires publics ou privés.

# DEEP EUTECTIC SOLVENTS AS EXTRACTION MEDIA FOR POLAR BIOACTIVES FROM WHEAT BRAN

Mélina Robert<sup>1</sup>, Erwan Durand<sup>1</sup>, Cécile Barron<sup>1</sup>, Frédéric Carrière<sup>2</sup>, Maria Figueroa<sup>1</sup>, Jérôme Lecomte<sup>1</sup>, Valérie Micard<sup>1</sup>, Johanna Reichling<sup>3</sup>, Valérie Lullien<sup>1</sup>, Véronique Vié<sup>3</sup>, Pierre Villeneuve<sup>1</sup>, Claire Bourlieu<sup>1</sup>

<sup>1</sup>UMR IATE 1208 INRA/CIRAD/SUPAGRO/UM Montpellier – France; <sup>2</sup>UMR 7282 EIPL CNRS, Aix Marseille University, Marseille – France;

<sup>3</sup>IPR Institute of Physics, Rennes University 1, Rennes - France

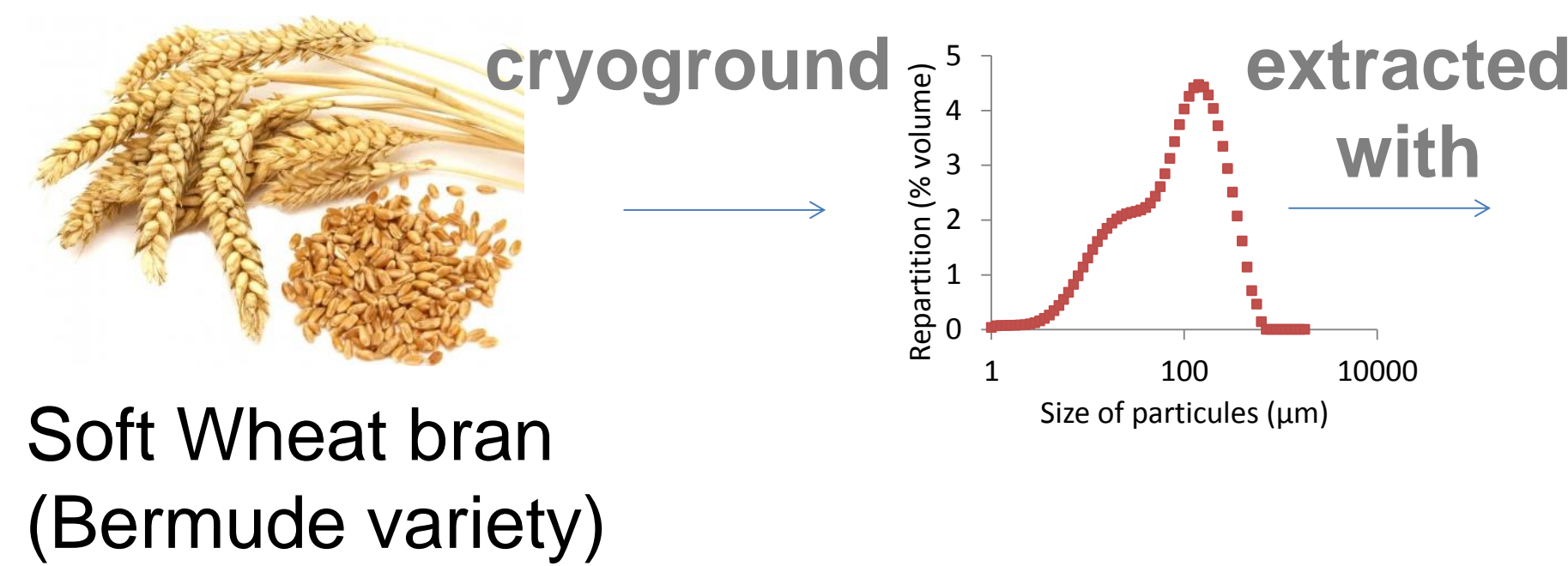
\*[claire.bourlieu-lacanal@inra.fr](mailto:claire.bourlieu-lacanal@inra.fr)

## Context & Objectives

Deep eutectic solvents (DES) based on a Hydrogen Bond Acceptor (HBA) generally a quaternary ammonium and a Hydrogen Bond Donor (HBD) of very diverse chemical natures, have been presented since 2003 as cheap, easy to prepare and biodegradable solvents. They are interesting alternative to ionic liquids or organic solvents and were employed in this project to extract bioactive polar compounds from wheat bran in comparison to classic organic solvents.

to determine the potential of DES to extract antioxidants from wheat bran and characterize DES extracts' composition and reducing power

## Materials & Methods



contents in phenolic acids (gallic, vanillic, ferulic, sinapic, coumaric) and hexyl resorcinol => by UV-HPLC  
Putative identity of other compounds => mass spectrometry (Esi-MS/MS)

Characterization of extracts

Reducing power => DPPH radical scavenging capacity assay

Surface interactions

### 7 DES

Name	Composition	Molar ratio	A <sub>w</sub>	VC	KF	VC	pH
DES 1	ChCl* 1,2-propanediol	W 1:1:1	0,51	0,05	7,2	0,07	5,42
DES 2	ChCl Glycerol	x 1:2	0,12	0,12	0,2	0,03	3,90
DES 2b	ChCl Glycerol	W 1:2:2	0,13	0,17	0,4	0,01	3,95
DES 3	ChCl Lactic Acid	x 1:10	0,29	0,01	6,3	0,04	-0,77
DES 3b	ChCl Lactic Acid	W 1:10:6	0,41	0,03	13,6	0,02	-0,34
DES 4	ChCl Citric Acid	x 1:2					Eutectic not reached
DES 4b	ChCl Citric Acid	W 1:2:3	0,36	0,01	13,3	0,03	-0,90
DES 5	Betaine Citric Acid	x 1:1					Eutectic not reached
DES 5b	Betaine Citric Acid	W 1:1:2	0,38	0,09	10,1	0,12	2,36

\*ChCl, cholinium chloride; W, water; A<sub>w</sub>, water activity; KF, Karl Fisher; VC= variation coefficient

3 three reference organic solvents: acetone/water 50:50 v/v, n-propanol/water 70:30 v/v, ethanol/water 60:40 v/v

Tensiometry/Ellipsometry  
Wilhelmy Balance II (mN/m)  
Ellipsometry Δ (°)  
π (surface pressure) is indicative of protein insertion,  
Δ (ellipsometric angle) is related to the amount of matter at the interface

## RESULTS

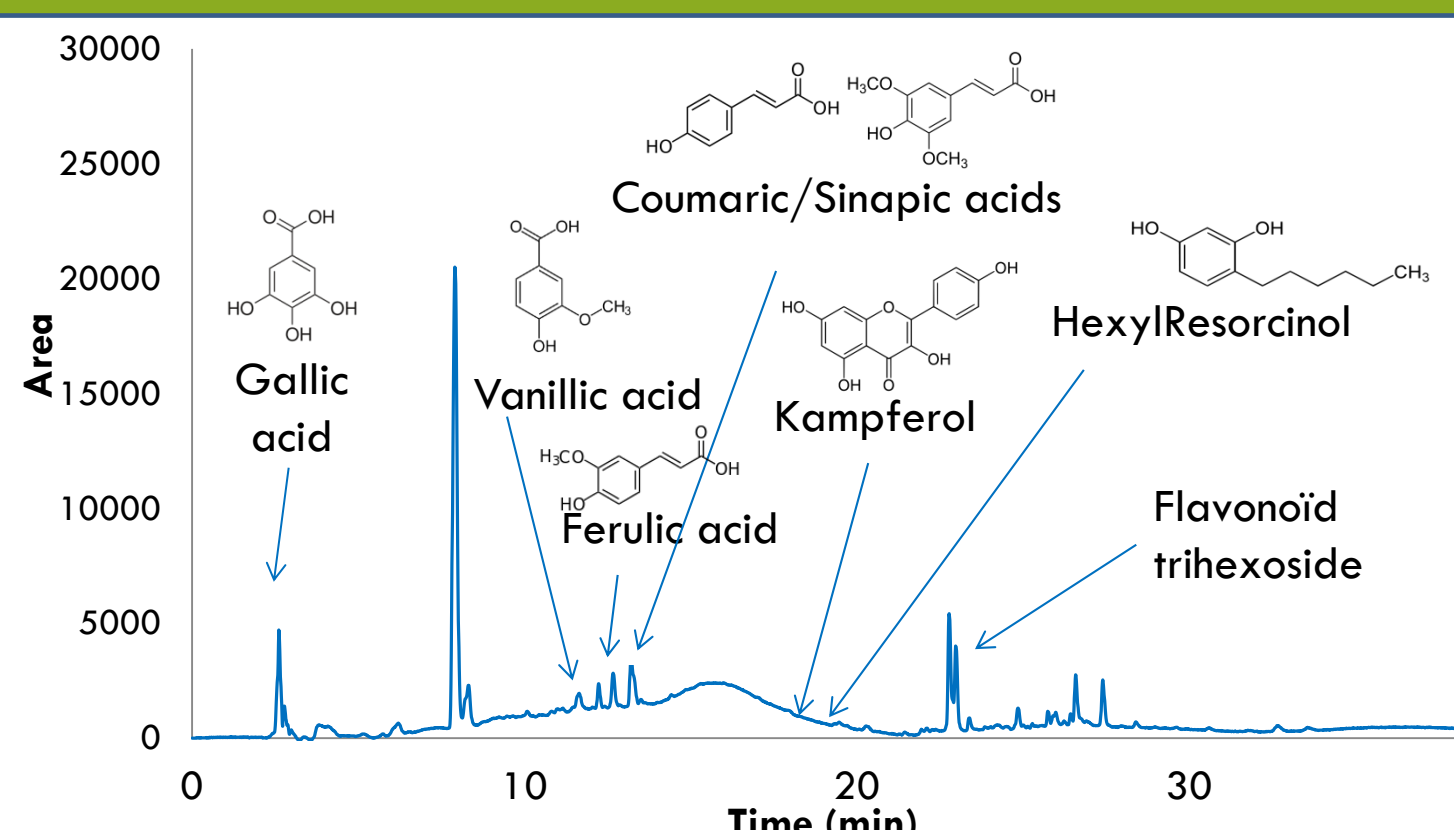


Figure 1: Identification of compounds on HPLC spectra (UV=280 nm, ethanol/water 60:40 v/v, 40°C, 25 min).

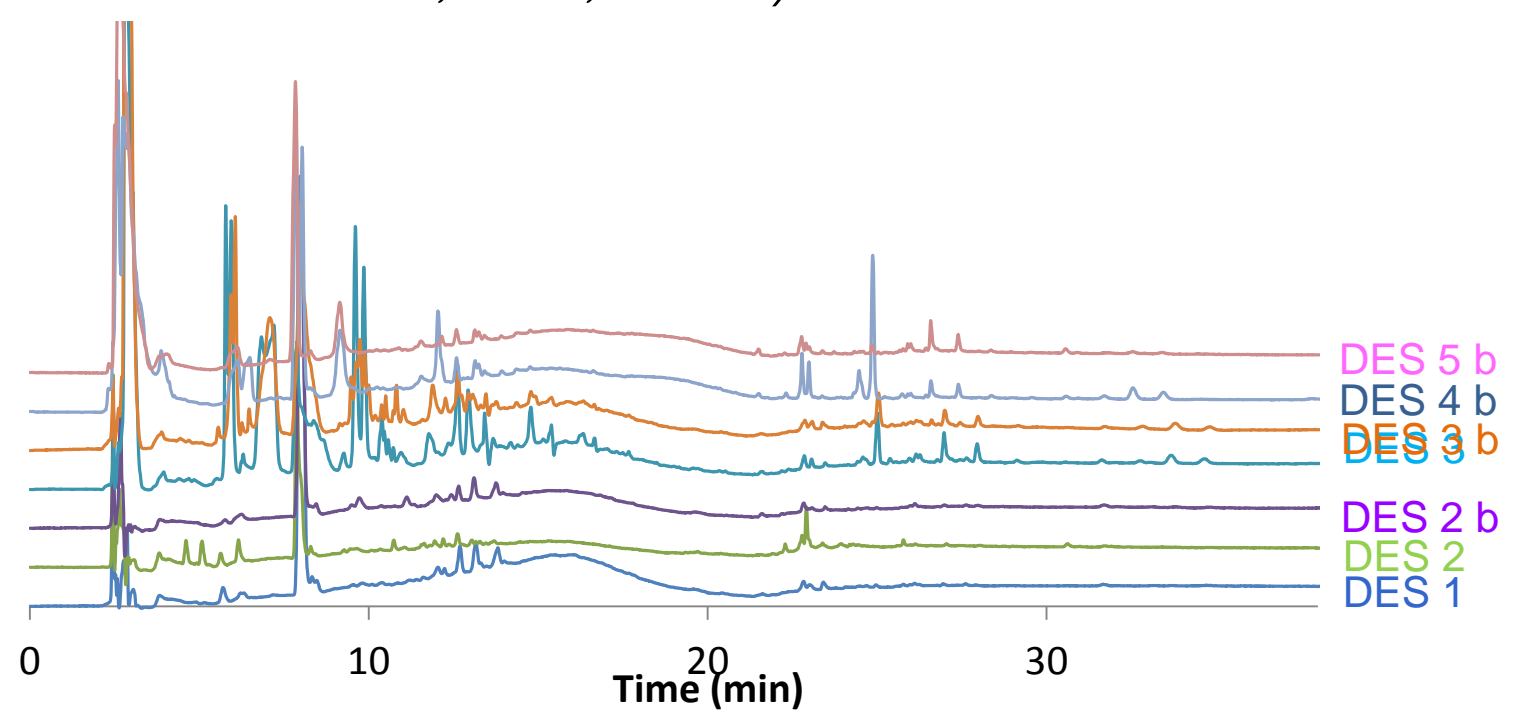


Figure 2: Compared chromatographic profiles of wheat bran DES extracts (UV=280 nm, 40°C, 25 min).

DES 1, 2 et 2b present quite similar profiles to reference solvents. Other DES allowed the extraction of other compounds. DES 3 and 3b extracted the highest number of compounds (diverse and numerous peaks) among which flavonoids, quinones, resorcinols and small MW compounds were identified by Ms/Ms.

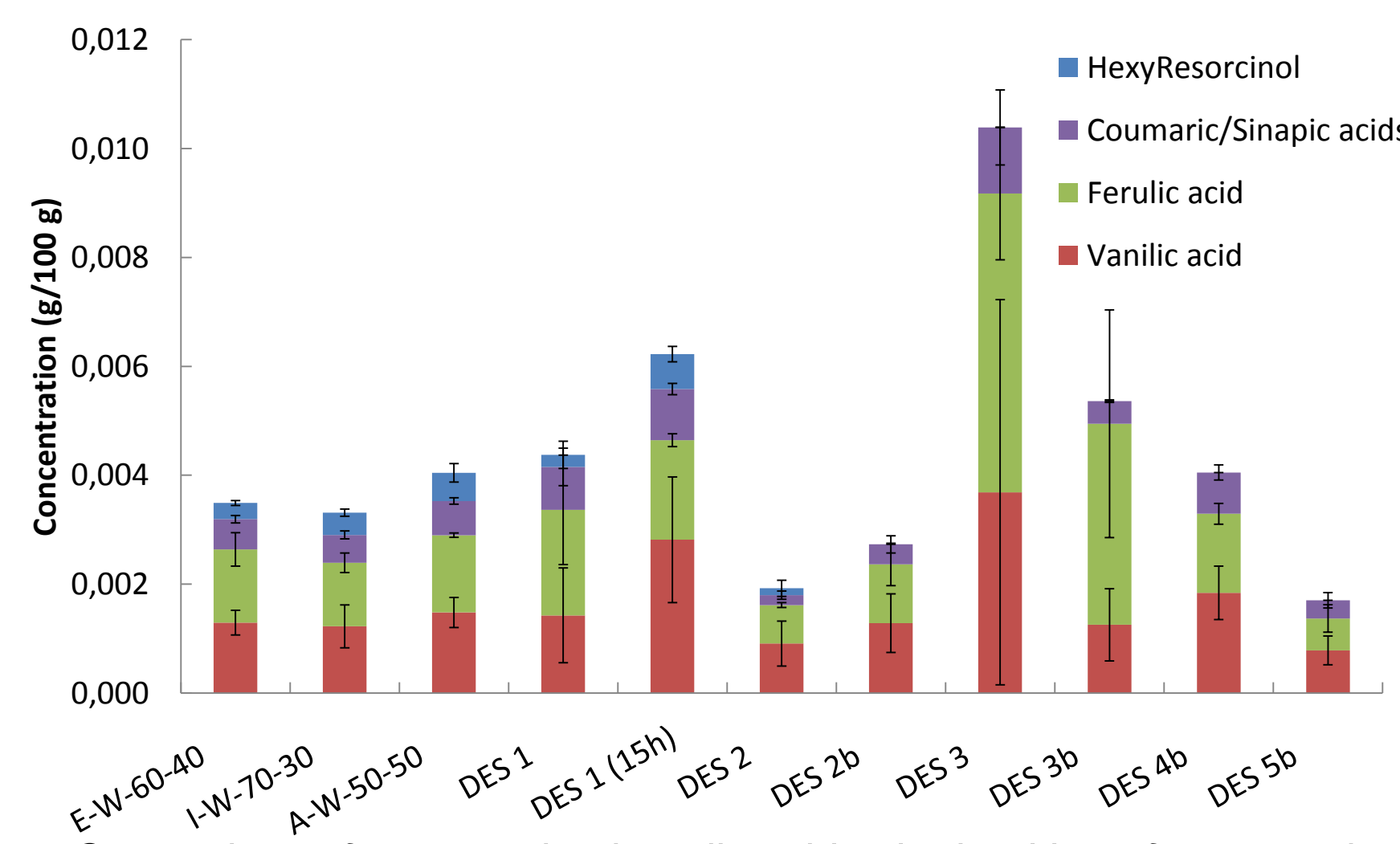


Figure 3: Comparison of contents in phenolic acids obtained by reference solvent extraction or using DES. Abbreviations: E-W-60-40 ethanol/water 60:40 v/v, I-W-70-30 isopropanol/water 70:30 v/v, A-W-50-50 acetone/water 50:50 v/v.

The best organic solvent was acetone/water 50:50 v/v allowed extracting ~4 mg/100 g phenolic acids among which 1.4 mg/100 g ferulic acid. This quantity was 2.6 fold enhanced using DES 3 (cholinium chloride/lactic acid 1:10). Glycosylated flavonoids were also detected by mass spectrometry in this extract.

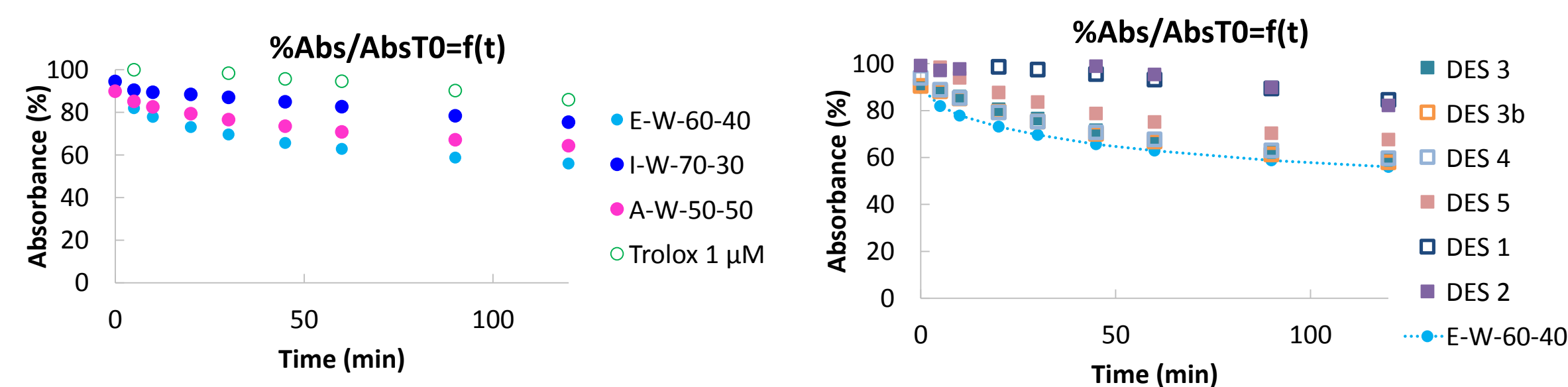


Figure 4: DPPH assay absorbance of wheat bran DES extracts in comparison with reference solvents extraction. Abbreviations: E-W-60-40 ethanol/water 60:40 v/v, I-W-70-30 isopropanol/water 70:30 v/v, A-W-50-50 acetone/water 50:50 v/v.

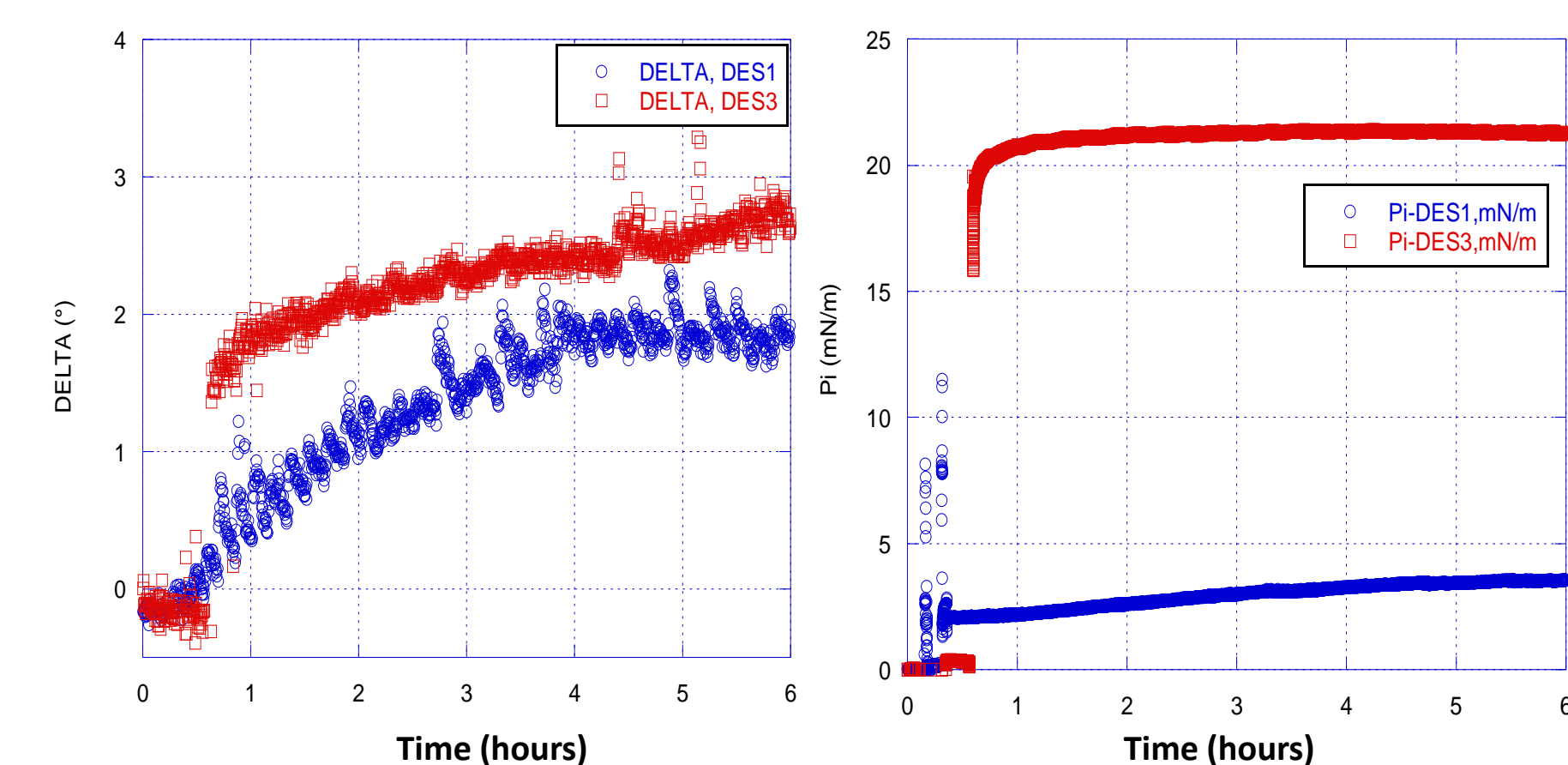


Figure 5: Comparison of ellipsometric angle (Delta, °) and surface tension (Pi, N/m) increases induced by the presence of DES 1 and DES 3 in Langmuir cuve. (Buffer Tris/HCl pH 7, DES at 0.5 % w/v).

An insight into the tensioactive properties of DES 3 indicated that it was strongly tensioactive (22 mN/m at 0.5 % in phosphate buffer), property which could contribute to its high extractive power.

The reductive power of DES 3 extract was also the strongest among DES and more important than Trolox at 1 μM although DES extracts were 5 times more diluted.

## Conclusions

DES are good alternative to conventional organic solvents and could constitute good media to concentrate wheat bran antioxidants and add value to this abundant low-cost by-product of the milling industry.

Acknowledgments: CEPIA department is acknowledged for funding this on-going work, UNIRIO for hosting C. Bourlieu.