



**HAL**  
open science

## How biologically formed macropores influence subsurface flow

J rome Nespoulous, Roy C. Slide, Yves Le Bissonnais, Merlin Ramel,  
Rodolphe Dombey, Alexia Stokes

### ► To cite this version:

J rome Nespoulous, Roy C. Slide, Yves Le Bissonnais, Merlin Ramel, Rodolphe Dombey, et al.. How biologically formed macropores influence subsurface flow. EcoSummit 2016 Ecological Sustainability: Engineering Change, Institut National de la Recherche Agronomique (INRA). FRA., Aug 2016, Montpellier, France. hal-01837358

**HAL Id: hal-01837358**

**<https://hal.science/hal-01837358>**

Submitted on 5 Jun 2020

**HAL** is a multi-disciplinary open access archive for the deposit and dissemination of scientific research documents, whether they are published or not. The documents may come from teaching and research institutions in France or abroad, or from public or private research centers.

L'archive ouverte pluridisciplinaire **HAL**, est destin e au d p t et   la diffusion de documents scientifiques de niveau recherche, publi s ou non,  manant des  tablissements d'enseignement et de recherche fran ais ou  trangers, des laboratoires publics ou priv s.

# How biologically formed macropores influence subsurface flow

J. Nespoulous<sup>1</sup>, R.C. Sidle<sup>2</sup>, Y. Le Bissonais<sup>1</sup>, M. Ramel<sup>1</sup>, R. Dombey<sup>1</sup>, A. Stokes<sup>1</sup>

1. INRA - National Institute of Agronomic Research, France. 2. University of Sunshine Coast, Sustainability Research Centre, Australia

## Introduction

- Water flow in soil influences heavily erosion, pollution and/or agronomic issues. However, **subsurface flow** processes still need further research.
- Subsurface flow is described as **preferential uniform or non-uniform flow occurring in interconnected macropores** (diameter > 2mm).
- **Biological macropores formed by plant root systems and pedofauna** influence largely this preferential flow.

## Aims

- How do different forest cover types influence preferential flow by root morphology and pedofauna activity ?
- Is there any evident relationship at this scale between preferential flow and biotic parameters ?

## Methods

### Tropical climate

Field work Xishuangbanna, Yunnan province, China

### Treatments

- Rubber tree plantation (*Hevea brasiliensis*) vs endemic tree forest
- Understory fine root effect vs weak fine roots bare soil
- Sites have a similar soil texture



**Fig. 1: Sites presentation.** 1 site = 1 treatment. (i) 'Bare soil trees': Tree plantation and bare soil ; (ii) 'Clear-cut trees': clear-cut tree plantation with understory ; (iii) 'Forest': Secondary forest with understory.

## Experiment

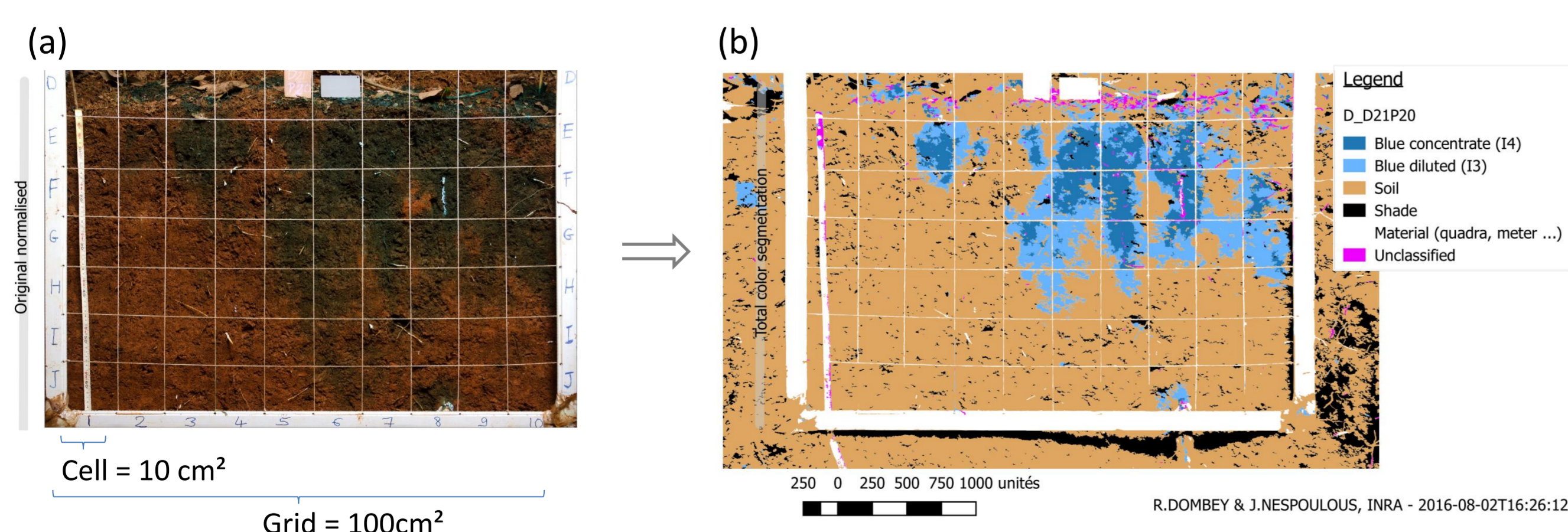


- 1) Dyed infiltration simulation  
3 experimented plot per site
- 2) Soil excavation  
3-5 soil profiles per plot
- 3) Measurements for each soil profiles

## Measurements

Photo-description-sampling : spatialized with referenced grid (Fig.2)

- Patterns of water infiltration by blue dyeing } Image analysis (Fig. 2)
- Roots impact by diameter classes } Manual field description
- Pedofauna activity: presence / absence } Manual field description
- Soil resistance to penetration } Manual field description

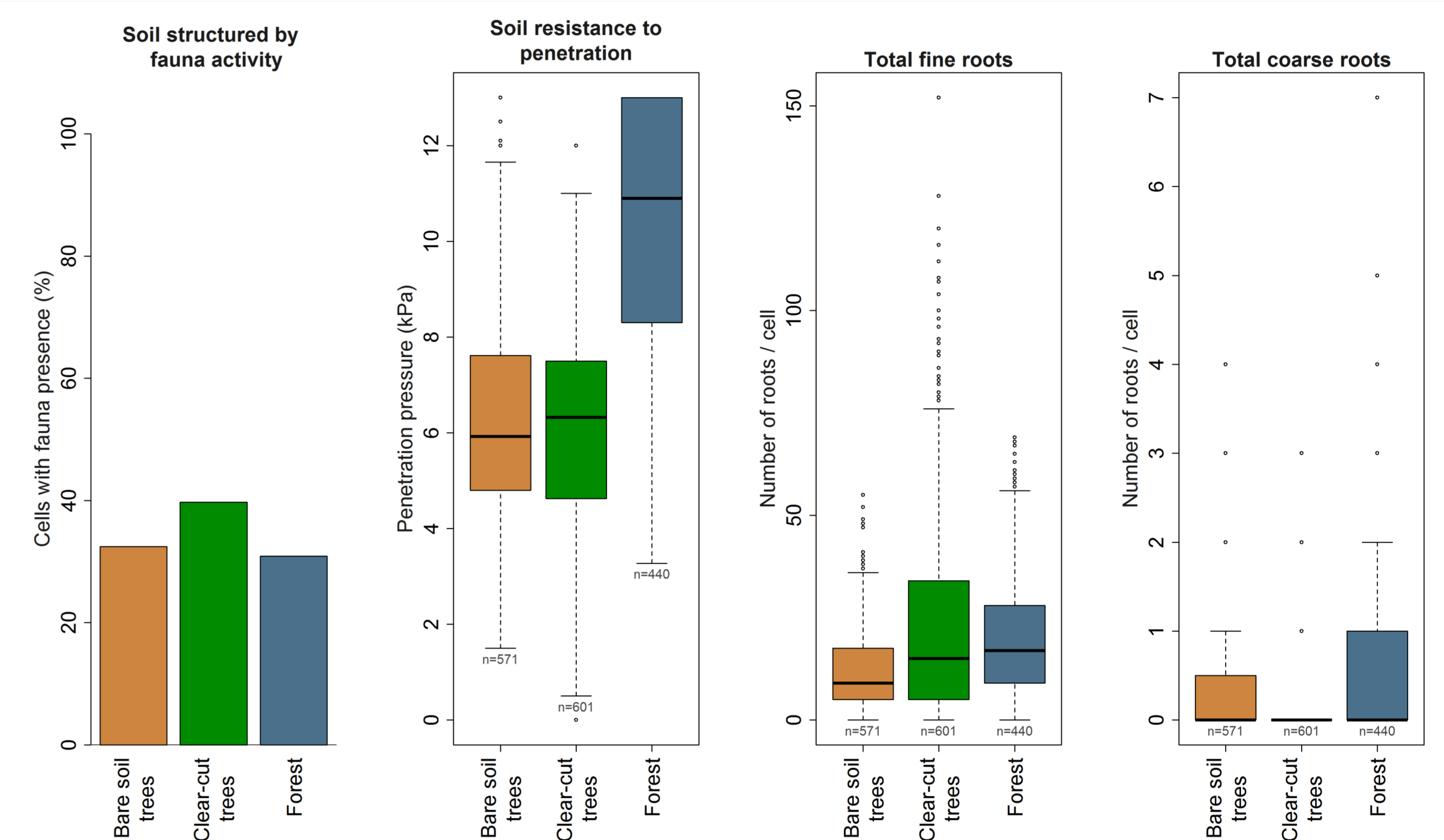


**Fig. 2: Image analyzing for preferential flow measurements** (a) Soil profile photo normalized, (b) Soil profile photo after colour segmentation: color classes are selected by color thresholding. Software : Qgis and Ecognition.

## Results

### Site variability (Fig.3)

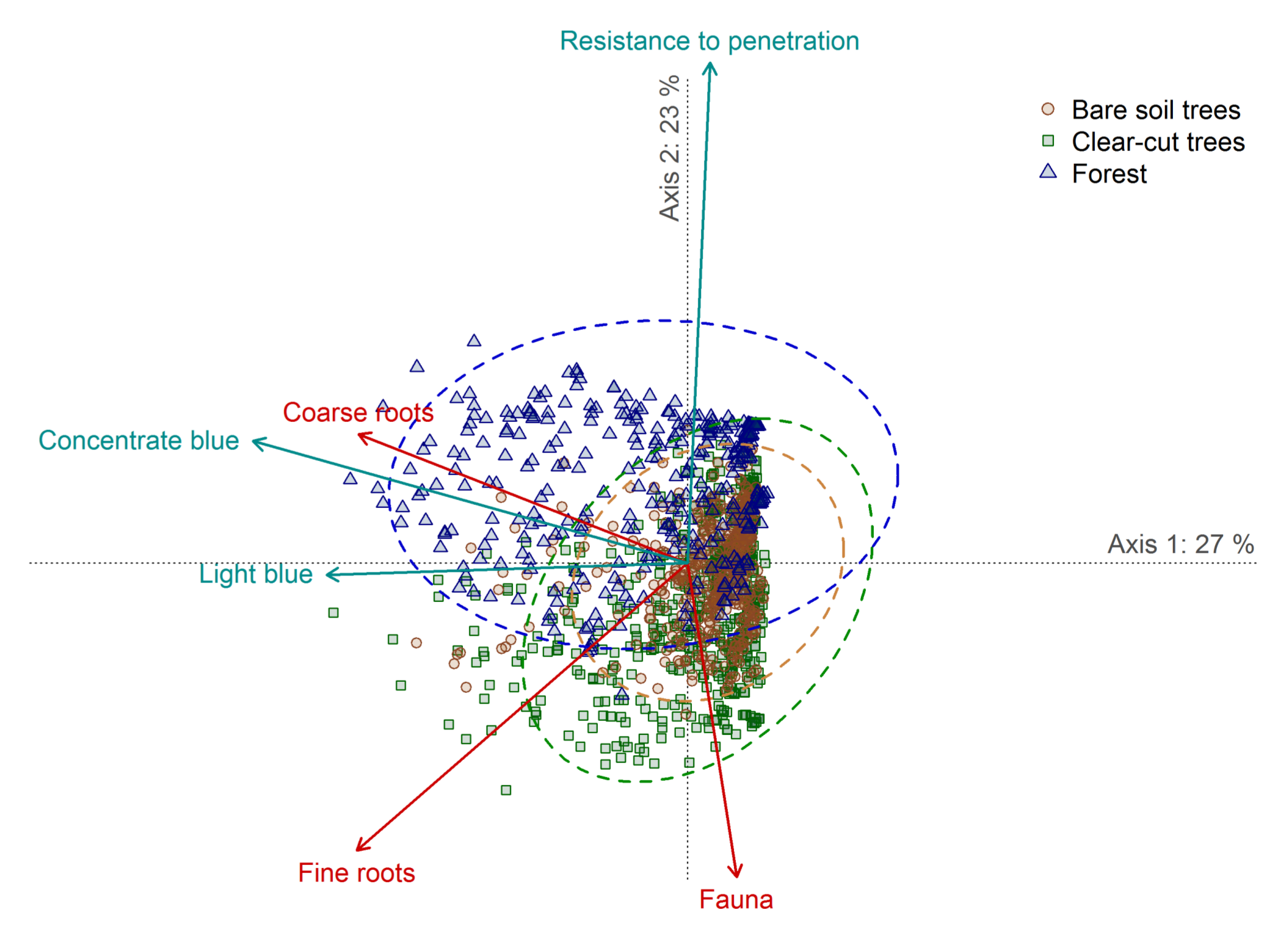
- Fauna was more present on clear-cut plantations.
- Fine roots were equally developed in clear-cut plantation and forest, and less developed in bare soil.
- Coarse root were significantly more developed in forest.
- Resistance to penetration is much less important in forest.



**Fig. 3: Variability between treatments.** Measured for each grid cell: (i) Fauna activity described by cumulated presence/absence. (ii) Resistance to penetration is the pressure resistance: 0kPa = void ; 12kPa = maximum resistance for the penetrometer. (iii) Coarse roots ( $\geq 2\text{mm}$ ) and fine roots ( $< 2\text{mm}$ ) impact are counted in function of coloration.

### PCA (Fig.4)

- 'Blue dye' is related to roots and 'concentrate blue dye' is mostly explicated by coarse roots.
- Coarse root effects on subsurface flow was more observed in forest .
- Fine root effect on subsurface flow was more observed in clear-cutted trees with the most amount of grass (Fig. 3).
- Bare soil trees with less roots is affected by fauna activity.



**Fig. 4: PCA** (Principal component analysis) on the first projection (axis 1:2) representing 48.99% of projected inertia.

## Conclusions

- Preferential flow is driven by roots.
- The effect of fauna on preferential flow is not evident as fauna was present in the most of the cases.
- In the forest, preferential flow is mainly influenced by coarse tree roots.
- The influence of grass is lower in the forest than in clear-cut plantations.

### Acknowledgment

Thank You very much to all the colleagues for the field work in china and to the EASE team for the discussions.

Jerome NESPOULOUS

@ jerome.nespoulous@gmail.com

