



HAL
open science

On the Mach stem configuration with shallow angle

Jean-François Coulombel, Mark Williams

► **To cite this version:**

Jean-François Coulombel, Mark Williams. On the Mach stem configuration with shallow angle. 2018.
hal-01834585v1

HAL Id: hal-01834585

<https://hal.science/hal-01834585v1>

Preprint submitted on 10 Jul 2018 (v1), last revised 19 Jul 2018 (v2)

HAL is a multi-disciplinary open access archive for the deposit and dissemination of scientific research documents, whether they are published or not. The documents may come from teaching and research institutions in France or abroad, or from public or private research centers.

L'archive ouverte pluridisciplinaire **HAL**, est destinée au dépôt et à la diffusion de documents scientifiques de niveau recherche, publiés ou non, émanant des établissements d'enseignement et de recherche français ou étrangers, des laboratoires publics ou privés.

On the Mach stem configuration with shallow angle

Jean-François COULOMBEL* & Mark WILLIAMS†

July 10, 2018

Abstract

The aim of this article is to explain why similar *weak stability* criteria appear in both the construction of *steady* Mach stem configurations bifurcating from a reference planar shock wave solution to the compressible Euler equations, as studied by Majda and Rosales [Stud. Appl. Math. 1984], and in the weakly nonlinear stability analysis of the same planar shock performed by the same authors [SIAM J. Appl. Math. 1983], when that shock is viewed as a solution to the *evolutionary* compressible Euler equations. By carefully studying the normal mode analysis of planar shocks in the evolutionary case, we show that for a uniquely defined tangential velocity with respect to the planar front, the temporal frequency which allows for the amplification of highly oscillating wave packets, when reflected on the shock front, vanishes. This specific tangential velocity is found to coincide with the expression given by Majda and Rosales [Stud. Appl. Math. 1984] when they determine the steady planar shocks that admit arbitrarily close steady Mach stem configurations. The links between the causality conditions for Mach stems and the so-called Lopatinskii determinant for shock waves are also clarified.

1 Introduction

The stability analysis of shock waves in gas dynamics now has a very long history, dating back to pioneering works for instance by D'yakov [D'y54], Erpenbeck [Erp62] and followers, see, e.g., [SF75, BE92] and references therein. At the linearized level, determining stability amounts to finding unstable and/or neutrally stable eigenmodes. The most favorable situation corresponds to nonexistence of unstable nor neutrally stable eigenmodes. Following Majda's memoirs [Maj83b, Maj83a], this regime will be referred to as that of *uniform stability*. When unstable eigenmodes (of positive real part) occur, *violent instability* is expected to take place. We shall mainly be concerned here with the intermediate situation where unstable eigenmodes do not occur but neutrally stable (that is, purely imaginary) eigenmodes do arise. This regime will be referred to as that of *weak stability*. From a more mathematical point of view, the regime we shall consider corresponds to the so-called WR (for *Weak Real*) class identified in [BGRSZ02] but we shall only be concerned here with the particular problem of shock waves in gas dynamics.

*Institut de Mathématiques de Toulouse - UMR 5219, Université de Toulouse ; CNRS, Université Paul Sabatier, 118 route de Narbonne, 31062 Toulouse Cedex 9 , France. Part of this work was achieved while J.-F. C. was a member of the Laboratoire de Mathématiques Jean Leray in Nantes, and the author gratefully thanks this institution for the stimulating working conditions it has provided. Research of J.-F. C. was supported by ANR project BoND, ANR-13-BS01-0009, and ANR project Nabuco, ANR-17-CE40-0025. Email: jean-francois.coulombel@math.univ-toulouse.fr

†University of North Carolina, Mathematics Department, CB 3250, Phillips Hall, Chapel Hill, NC 27599. USA. Email: williams@email.unc.edu.

In the first part [MR83] of a series of papers, Majda and Rosales considered the regime of weak stability for reacting shocks and identified some weakly nonlinear waves that exhibited an *amplification* phenomenon. The weakly nonlinear waves considered in [MR83] are approximate solutions to the *evolutionary* compressible Euler equations that are small, high frequency perturbations of a planar reference shock with *zero* tangential velocity. The analysis in [MR83] has been recently generalized by the authors in [CW17]. In the second part [MR84] of their series, Majda and Rosales considered the *steady* Euler equations in two space dimensions and proved that *in the exact same regime of weak stability*, and for some specific *nonzero* tangential velocity, a step shock could ‘bifurcate’ into a family of *steady* Mach stems with shallow angle (see Figures 1 and 2 hereafter for an illustration), thus providing “a completely independent confirmation of that theory” (quote from [MR84]). The links between the two problems in [MR83, MR84] and the appearance of the exact same weak stability condition are somehow hidden in lengthy calculations. It is the purpose of this article to clearly explain the role of the nonzero tangential velocity in [MR84] and its connection with the so-called Lopatinskii determinant that has now been repeatedly computed for decades in the stability analysis of planar shock waves with *zero* tangential velocity. As should be clear from our analysis below, the problems studied in [MR83] and [MR84] are not so independent as they might look at first glance.

Our main conclusions can be summarized as follows : the tangential velocity exhibited in [MR84] for the analysis of step shocks bifurcating into steady Mach stems with shallow angle coincides with the root to the Lopatinskii determinant encoding the stability of the planar shock with same density/entropy/normal velocity but *zero* tangential velocity. Using Galilean invariance, the tangential velocity exhibited in [MR84] is thus equivalently determined by the requirement that the associated Lopatinskii determinant vanishes at the time frequency *zero*, hence -at least formally- the connection with the *steady* Euler equations. We review some of the arguments in [MR84] and explain why the *causality* conditions used there as an admissibility criterion for Mach stems turn out to yield the same causality conditions used in [MR83] to discriminate between incoming and outgoing wave packets.

The article is organized as follows. In Section 2, we briefly review the normal mode analysis which yields uniform/weak stability criteria for shock waves in *evolutionary* gas dynamics. In the weak stability regime, we first verify that the expression of the tangential velocity given in [MR84] coincides with the root to the Lopatinskii determinant. This first observation, based on ‘brute force computations’, is explained with further details in Section 3 where we prove that the bifurcation problem for the steady Euler equations considered in [MR84] amounts to determining a tangential velocity for which the Lopatinskii determinant vanishes at the time frequency zero. We also give a complete construction of the family of Mach stems bifurcating from the reference planar shock, thus completing and clarifying some of the arguments in [MR84]. In particular, we make precise the assumptions on the pressure law under which the Mach stem construction can be achieved.

2 The normal mode analysis of shock waves

This Section could deal with any space dimension $d \geq 2$, but since Section 3 will deal specifically with two-dimensional flows, we restrict from now on to $d = 2$ in order to keep the same notation throughout the whole article. We follow the presentation in [MP89] and consider a compressible inviscid fluid endowed with a *complete* equation of state $e = e(\tau, s)$. Here τ denotes the specific volume of the fluid, s denotes the specific entropy and e denotes the specific internal energy. The pressure p and temperature T are defined by the fundamental law of thermodynamics

$$de = -p d\tau + T ds.$$

The (evolutionary) compressible Euler equations in two space dimensions are written in the compact form

$$(2.1) \quad \partial_t f_0(U) + \partial_{x_1} f_1(U) + \partial_{x_2} f_2(U) = 0,$$

where $U = (\tau, \mathbf{u}, s)$ is the four component vector¹ of unknowns and $\mathbf{u} = (u, v) \in \mathbb{R}^2$ is the fluid velocity. The fluxes f_α , $\alpha = 0, 1, 2$, in (2.1) are given by

$$(2.2) \quad f_0(U) := \begin{bmatrix} \rho \\ \rho u \\ \rho v \\ \frac{1}{2} \rho |\mathbf{u}|^2 + \rho e \end{bmatrix}, \quad f_1(U) := \begin{bmatrix} \rho u \\ \rho u^2 + p \\ \rho u v \\ \left(\frac{1}{2} \rho |\mathbf{u}|^2 + \rho e + p\right) u \end{bmatrix},$$

$$f_2(U) := \begin{bmatrix} \rho v \\ \rho u v \\ \rho v^2 + p \\ \left(\frac{1}{2} \rho |\mathbf{u}|^2 + \rho e + p\right) v \end{bmatrix},$$

where $\rho := 1/\tau$ denotes the density. Our assumptions on the equation of state are (part of) the classical Bethe-Weyl inequalities (we refer again to [MP89]):

$$p > 0, \quad T > 0, \quad \frac{\partial^2 e}{\partial \tau^2} > 0, \quad \frac{\partial^2 e}{\partial s \partial \tau} < 0, \quad \frac{\partial^3 e}{\partial s^3 \tau} < 0.$$

We then define the sound speed c and the so-called Grüneisen coefficient Γ by setting

$$c^2 := \tau^2 \frac{\partial^2 e}{\partial \tau^2} = -\tau^2 \frac{\partial p}{\partial \tau}, \quad \Gamma := -\frac{\tau}{T} \frac{\partial^2 e}{\partial s \partial \tau} = \frac{\tau}{T} \frac{\partial p}{\partial s},$$

both being positive quantities.

A shock wave² is a piecewise constant solution to (2.1) satisfying Lax shock inequalities [Lax57]. In the context of the Euler equations (2.1), one can always perform a Galilean change of frame and rotate the coordinate axes so that the shock wave is steady and reads

$$(2.3) \quad \underline{U} = \begin{cases} \underline{U}_0 := (\tau_0, \mathbf{u}_0, s_0) & \text{if } x_2 > 0, \\ \underline{U}_1 := (\tau_1, \mathbf{u}_1, s_1) & \text{if } x_2 < 0, \end{cases}$$

as depicted in Figure 1. The Rankine-Hugoniot conditions, which ensure that (2.3) is a weak solution to (2.1), and Lax shock inequalities then read

$$(2.4a) \quad \mathbf{j} := -\rho_0 v_0 = -\rho_1 v_1 > 0,$$

$$u_0 = u_1 =: \bar{u},$$

$$(2.4b) \quad \mathbf{j}^2 (\tau_1 - \tau_0) = p_0 - p_1,$$

$$e_1 - e_0 + \frac{p_1 + p_0}{2} (\tau_1 - \tau_0) = 0,$$

$$(2.4c) \quad 0 < \frac{-v_1}{c_1} < 1 < \frac{-v_0}{c_0}.$$

¹Vectors are written either as rows or columns when no confusion is possible.

²The problem studied in [MR83] deals with reacting flows, for which the pressure laws ahead and behind the shock do not necessarily coincide. The normal mode analysis in [MR83] though is independent of the presence of a chemical reaction as long as Lax shock inequalities (2.4c) below are satisfied. We thus restrict to the more standard framework of the compressible Euler equations without reaction and with same pressure law on either side of the shock for simplicity.

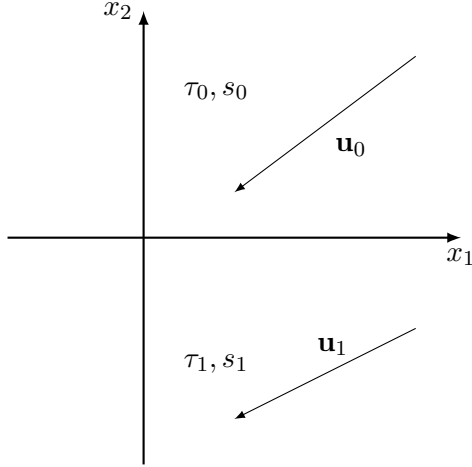


Figure 1: The steady planar shock.

The tangential velocity \bar{u} could also be set to zero by a Galilean change of frame, but *we do not do so* here in order to highlight the links with the analysis of Section 3. Observe that up to changing x_1 into $-x_1$ and the tangential velocity accordingly, we can always assume $\bar{u} \leq 0$ without loss of generality. This is the convention in [MR84] and we follow it here.

The (linear) stability properties of the particular solution (2.3) have been made precise after a long series of contributions which we have partly recalled in the introduction. The analysis is based on a normal mode decomposition that is briefly summarized below. We refer to the appendix of [Zum04] and to [BGS07, chapter 15] for a detailed and complete analysis of this stability problem, and just introduce the notation that will be useful later on for our purpose.

We introduce the Fourier variable $\eta \in \mathbb{R}$ dual to x_1 , and the Laplace variable $z = \delta - i\gamma$, $\gamma \geq 0$, dual to t . We focus on the state ‘1’ behind the shock since there are no *stable* modes ahead of the shock. The eigenmodes $\exp(i\omega x_2)$ under consideration correspond to complex numbers ω of nonpositive imaginary part³ such that there exists a nontrivial solution $(\dot{\tau}, \dot{u}, \dot{v}, \dot{s}) \in \mathbb{C}^4$ to the linear system

$$\begin{cases} (z + \bar{u}\eta + v_1\omega)\dot{\tau} - \tau_1\eta\dot{u} - \tau_1\omega\dot{v} = 0, \\ (z + \bar{u}\eta + v_1\omega)\dot{u} - \frac{c_1^2}{\tau_1}\eta\dot{\tau} + \Gamma_1 T_1\eta\dot{s} = 0, \\ (z + \bar{u}\eta + v_1\omega)\dot{v} - \frac{c_1^2}{\tau_1}\omega\dot{\tau} + \Gamma_1 T_1\omega\dot{s} = 0, \\ (z + \bar{u}\eta + v_1\omega)\dot{s} = 0. \end{cases}$$

All quantities with a ‘1’ index are evaluated behind the shock, that is, in the region $\{x_2 < 0\}$ for (2.3). The analysis of the latter linear system gives rise to two eigenmodes ω_0 and ω_- , which are defined by

$$(2.5) \quad z + \bar{u}\eta + v_1\omega_0 = 0, \quad (z + \bar{u}\eta + v_1\omega_-)^2 = c_1^2(\eta^2 + \omega_-^2),$$

³Here we have extracted the i factor from all frequency parameters, and consider the half space $x_2 \leq 0$, which is the reason why we consider $\text{Im } z \leq 0$ and $\text{Im } \omega \leq 0$. The conventions in [Zum04, BGS07] are different but passing from one to the other is harmless.

where the choice of ω_- in (2.5) is such that ω_- has negative imaginary part when z also has negative imaginary part, and ω_- is extended continuously up to real values of z , see [BGS07, chapters 14 & 15]. The corresponding eigenspaces associated with ω_0 and ω_- are

$$(2.6) \quad E_0(z, \eta) := \text{Span} \left\{ \begin{bmatrix} 0 \\ \omega_0 \\ -\eta \\ 0 \end{bmatrix}, \begin{bmatrix} \Gamma_1 T_1 \tau_1 \\ 0 \\ 0 \\ c_1^2 \end{bmatrix} \right\}, \quad E_-(z, \eta) := \text{Span} \begin{bmatrix} \tau_1 (z + \bar{u} \eta + v_1 \omega_-) \\ c_1^2 \eta \\ c_1^2 \omega_- \\ 0 \end{bmatrix}.$$

Specifying to the case $z = 0$, $\eta = 1$, we obtain

$$(2.7) \quad E_0(0, 1) = \text{Span} \left\{ \begin{bmatrix} 0 \\ \bar{u} \\ v_1 \\ 0 \end{bmatrix}, \begin{bmatrix} \Gamma_1 T_1 \tau_1 \\ 0 \\ 0 \\ c_1^2 \end{bmatrix} \right\}, \quad E_-(0, 1) = \text{Span} \begin{bmatrix} \tau_1 (\bar{u} + v_1 \omega_-(0, 1)) \\ c_1^2 \\ c_1^2 \omega_-(0, 1) \\ 0 \end{bmatrix},$$

with

$$(2.8) \quad \omega_-(0, 1) = \frac{1}{c_1^2 - v_1^2} \left(v_1 \bar{u} + c_1 \text{sgn}(\bar{u}) \sqrt{\bar{u}^2 + v_1^2 - c_1^2} \right).$$

The expression (2.8) is valid as long as the tangential velocity \bar{u} satisfies $\bar{u}^2 + v_1^2 > c_1^2$ (here sgn denotes the sign function). In that case, $(0, 1)$ is a *hyperbolic* frequency for the linearized Euler equations in $\{x_2 < 0\}$ since both $\omega_0(0, 1)$ and $\omega_-(0, 1)$ are real. The reason for choosing $\text{sgn}(\bar{u})$ in (2.8) rather than the opposite sign when determining $\omega_-(0, 1)$ can be interpreted as a *causality* condition, meaning that oscillating wave packets associated with the phase

$$0 \cdot t + 1 \cdot x_1 + \omega_-(0, 1) x_2$$

have a group velocity that points inside the half space $\{x_2 < 0\}$ (in other words, the second component of the group velocity is negative). This selection criterion is used when computing the weakly nonlinear expansions in [MR83].

The subspace $E^s(z, \eta)$ of values $(\dot{\tau}, \dot{u}, \dot{s})|_{x_2=0^-}$ under consideration is then the direct sum of $E_0(z, \eta)$ and $E_-(z, \eta)$, except when the eigenmodes ω_0 and ω_- coincide. We shall mainly be concerned here with the frequency $(z, \eta) = (0, 1)$ for which ω_0 and ω_- do not coincide, and therefore refer to the above mentioned works for the precise decomposition of $E^s(z, \eta)$ whenever $\omega_0 = \omega_-$. We thus consider

$$E^s(z, \eta) := E_0(z, \eta) \oplus E_-(z, \eta),$$

and refer from now on to $E^s(z, \eta)$ as the *stable subspace*.

The stability analysis of the step shock (2.3) amounts to determining whether there exist some frequencies (z, η) for which one can find a *nonzero* pair $(\chi, \dot{U}) \in \mathbb{C} \times E^s(z, \eta)$ that satisfies the linearized Rankine-Hugoniot conditions which, following [BGS07, pages 426-427] with our notation, read⁴

$$(2.9) \quad \begin{cases} -\frac{v_1}{\tau_1^2} \dot{\tau} + \frac{1}{\tau_1} \dot{v} = -(\rho_1 - \rho_0) (z + \bar{u} \eta) \chi, \\ \frac{v_1}{\tau_1} \dot{u} = -(p_1 - p_0) \eta \chi, \\ -\frac{v_1^2 + c_1^2}{\tau_1^2} \dot{\tau} + 2 \frac{v_1}{\tau_1} \dot{v} + \frac{\Gamma_1 T_1}{\tau_1} \dot{s} = 0, \\ -\frac{1}{2} \left(\frac{c_1^2}{\tau_1^2} (\tau_1 - \tau_0) + p_1 - p_0 \right) \dot{\tau} + T_1 \left(1 + \frac{\Gamma_1 (\tau_1 - \tau_0)}{2 \tau_1} \right) \dot{s} = 0. \end{cases}$$

⁴Here we have kept track of the possibly nonzero tangential velocity \bar{u} while linearizing the Rankine-Hugoniot conditions and made some elementary linear combinations between several equations to get (2.9).

For future use, it should be kept in mind that (2.9) is an equivalent formulation (use (2.2) and (2.4)) of the relation

$$(2.10) \quad df_2(\underline{U}_1)\dot{U} = -\chi \left(z(f_0(\underline{U}_1) - f_0(\underline{U}_0)) + \eta(f_1(\underline{U}_1) - f_1(\underline{U}_0)) \right),$$

after some elementary manipulations on the rows of (2.10). The Jacobian matrix $df_2(\underline{U}_1)$ is invertible because of Lax shock inequalities (2.4c) (its eigenvalues are $v_1 - c_1$, v_1 and $v_1 + c_1$), so any nonzero solution $(\chi, \dot{U}) \in \mathbb{C} \times E^s(z, \eta)$ to (2.9) must satisfy $\chi \neq 0$. In other words, either (2.9) has no nonzero solution in $\mathbb{C} \times E^s(z, \eta)$, or the set of solutions is a one-dimensional subspace of $\mathbb{C} \times E^s(z, \eta)$. Equivalently, the stability analysis of the step shock (2.3) amounts to determining whether there holds

$$(2.11) \quad df_2(\underline{U}_1)^{-1} \left(z(f_0(\underline{U}_1) - f_0(\underline{U}_0)) + \eta(f_1(\underline{U}_1) - f_1(\underline{U}_0)) \right) \in E^s(z, \eta).$$

The shock wave linear stability problem may be encoded as the determination of the roots of an appropriate determinant, which is usually referred to as the Lopatinskii determinant. More precisely, one can define a complex number $\Delta(\bar{u}, z, \eta)$ such that $\Delta(\bar{u}, z, \eta) = 0$ if and only if there exists a nonzero $(\chi, \dot{U}) \in \mathbb{C} \times E^s(z, \eta)$ solution to (2.9). We have highlighted here the dependence of the determinant Δ on the tangential velocity \bar{u} , but it is a very simple observation, using (2.5), (2.6) and (2.9) that there holds

$$\Delta(\bar{u}, z, \eta) = \Delta(0, z + \bar{u}\eta, \eta).$$

Unsurprisingly, the existence/nonexistence of a zero to Δ , and accordingly the sign of the imaginary part of z to discriminate between violent instability and neutral stability, is independent of \bar{u} (a consequence of Galilean invariance). However, the precise location of the zeroes to Δ , provided that they exist, *does depend* on \bar{u} .

The stability analysis of step shocks with *zero* tangential velocity can be summarized as follows (see [Maj83b] and [BGS07, chapter 15]), where from now on $M_1 \in (0, 1)$ denotes the Mach number $-v_1/c_1$ behind the shock:

- If $M_1^2(\tau_0/\tau_1 - 1) < 1/(1 + \Gamma_1)$, then $\Delta(0, z, \eta) \neq 0$ for any nonzero pair $(z, \eta) \in \mathbb{C} \times \mathbb{R}$ with $\text{Im } z \leq 0$. This regime corresponds to *uniform stability*.
- If $M_1^2(\tau_0/\tau_1 - 1) > (1 + M_1)/\Gamma_1$, then $\Delta(0, z, \eta) = 0$ for some pair (z, η) with $\text{Im } z < 0$ and $\eta \neq 0$. This regime corresponds to *violent instability*.
- If

$$(2.12) \quad \frac{1}{1 + \Gamma_1} < M_1^2 \left(\frac{\tau_0}{\tau_1} - 1 \right) < \frac{1 + M_1}{\Gamma_1},$$

then there exists a uniquely determined velocity $V > 0$ such that $\Delta(0, z, \eta) = 0$ if and only if⁵ $\eta \neq 0$ and $z = \pm V\eta$. This regime corresponds to *neutral stability* and falls into the so-called WR class of [BGRSZ02].

⁵The final conclusion of the shock wave stability analysis is written here in two space dimensions. In higher space dimensions, one should rather write $z = \pm V|\eta|$ instead of $z = \pm V\eta$ (η becomes a real vector in dimension $d \geq 3$).

In the latter weakly stable case, the velocity $V > 0$ can be characterized as follows, see [BGS07, Theorem 15.1]:

$$(2.13) \quad \begin{aligned} & \text{(i)} \quad V^2 > c_1^2 - v_1^2, \\ & \text{(ii)} \quad \left(1 + M_1^2 - M_1^2 \Gamma_1 \left(\frac{\tau_0}{\tau_1} - 1\right)\right) V^2 < v_1^2 (1 - M_1^2) \frac{\tau_0}{\tau_1}, \\ & \text{(iii)} \quad \left((k - 1 + M_1^2) V^2 - v_1^2 (1 - M_1^2) \frac{\tau_0}{\tau_1}\right)^2 = k^2 V^2 \left(M_1^2 V^2 - v_1^2 (1 - M_1^2)\right), \end{aligned}$$

where the parameter k in (2.13)-(iii) is defined by:

$$k := 2 - M_1^2 \Gamma_1 \left(\frac{\tau_0}{\tau_1} - 1\right).$$

In the limit case

$$\frac{1}{1 + \Gamma_1} = M_1^2 \left(\frac{\tau_0}{\tau_1} - 1\right),$$

V tends to the ‘glancing’ value $\sqrt{c_1^2 - v_1^2}$. The other limit case

$$M_1^2 \left(\frac{\tau_0}{\tau_1} - 1\right) = \frac{1 + M_1}{\Gamma_1},$$

corresponds to a transition from weak stability to violent instability and is studied in [Ser01].

Our main result in this Section asserts that the tangential velocity exhibited in [MR84] for giving rise to a bifurcation from a rectilinear shock to a family of steady Mach stems coincides (up to the sign convention) with the root V to the Lopatinskii determinant in the regime (2.12). This is a preliminary connection between the shock wave stability analysis, that deals with an *evolutionary* problem, and the *steady* Mach stem bifurcation problem explored in [MR84].

Proposition 2.1. *Assume that the inequalities (2.12) are satisfied. Then the tangential velocity c_\star defined in [MR84, page 124] coincides with the velocity V for which the Lopatinskii determinant $\Delta(0, \cdot, \cdot)$ vanishes at $(\pm V, 1)$. In other words, the tangential velocity $\bar{u} := -c_\star$ in [MR84] satisfies $\Delta(\bar{u}, 0, 1) = 0$.*

Proof of Proposition 2.1. We check the items (i), (ii) and (iii) in (2.13) one by one. For the sake of completeness, let us first recall how the tangential velocity c_\star is defined in [MR84, page 124]. Assuming that the inequalities (2.12) are satisfied, one first computes the (unique real) root $\Phi \in (M_1, 1)$ to the second order polynomial equation

$$(2.14) \quad \Phi^2 + M_1 \Gamma_1 \Phi - 1 - \Gamma_1 + \frac{1 - M_1^2}{(\tau_0/\tau_1 - 1) M_1^2} = 0.$$

Then one defines $\beta \in (-1, M_1)$ and $c_\star > 0$ by the relations:

$$(2.15) \quad \beta := \frac{2 M_1 - (1 + M_1^2) \Phi}{1 + M_1^2 - 2 M_1 \Phi}, \quad c_\star := c_1 \frac{1 - M_1 \beta}{\sqrt{1 - \beta^2}}.$$

We are therefore going to show that the velocity c_\star given in (2.15) satisfies the characterization in (2.13). For the sake of simplicity, we introduce the notation

$$(2.16) \quad \nu := \frac{\tau_0}{\tau_1} - 1 > 0,$$

which measures the compression ratio of the shock, the inequality $\nu > 0$ following here from (2.12) (anyway under rather mild additional assumptions on the pressure law, shock waves are always compressive discontinuities, see [MP89]).

- Verifying (2.13)-(i): one uses the definition (2.15) of β and computes

$$c_{\star}^2 = c_1^2 \frac{(1 - M_1 \beta)^2}{1 - \beta^2} = c_1^2 \frac{(1 - M_1 \Phi)^2}{1 - \Phi^2} > c_1^2 (1 - M_1^2) = c_1^2 - v_1^2,$$

where the final inequality follows from $\Phi \in (M_1, 1)$.

- Verifying (2.13)-(ii): for future use, we introduce the rescaled parameter:

$$(2.17) \quad y := M_1 \Phi \in (M_1^2, M_1).$$

Since Φ satisfies (2.14), y in (2.17) is a root (and it is even the largest one) to the polynomial Q that is defined by:

$$(2.18) \quad Q(Y) := Y^2 + M_1^2 \Gamma_1 Y - M_1^2 (1 + \Gamma_1) + \frac{1 - M_1^2}{\nu}.$$

Using the relation

$$(2.19) \quad c_{\star}^2 = c_1^2 \frac{(1 - M_1 \Phi)^2}{1 - \Phi^2} = v_1^2 \frac{(1 - y)^2}{M_1^2 - y^2},$$

which we have found at the previous step, and using also the above definition (2.16) of the parameter ν , verifying (2.13)-(ii) amounts to proving the inequality

$$(1 + M_1^2 - M_1^2 \Gamma_1 \nu) (1 - y)^2 - (1 - M_1^2) (1 + \nu) (M_1^2 - y^2) < 0.$$

We now use the fact that y is a root to the polynomial Q in (2.18), and write equivalently the latter inequality as

$$(2.20) \quad y (2 - M_1^2 \Gamma_1 \nu) (1 + M_1^2 + M_1^2 \Gamma_1) > \frac{1}{\nu} \left\{ \underbrace{-2(1 - M_1^2) + \nu M_1^2 (4 + (3 - M_1^2) \Gamma_1) - \nu^2 M_1^4 \Gamma_1 (2 + \Gamma_1)}_{=(2 - M_1^2 \Gamma_1 \nu) (M_1^2 - 1 + \nu M_1^2 (2 + \Gamma_1))} \right\}.$$

From the inequalities (2.12), we know that $2 - M_1^2 \Gamma_1 \nu$ is positive, and therefore, proving (2.20) amounts to showing

$$(2.21) \quad y > \frac{M_1^2 - 1 + \nu M_1^2 (2 + \Gamma_1)}{\nu (1 + M_1^2 + M_1^2 \Gamma_1)},$$

where, recalling the definition (2.17), we know that y is the positive and therefore largest root to the second degree polynomial Q in (2.18). The conclusion then follows from the relation

$$Q \left(\frac{M_1^2 - 1 + \nu M_1^2 (2 + \Gamma_1)}{\nu (1 + M_1^2 + M_1^2 \Gamma_1)} \right) = \frac{(1 - M_1^2)^2 (1 + \nu)}{\nu^2 (1 + M_1^2 + M_1^2 \Gamma_1)^2} (1 - \nu M_1^2 (1 + \Gamma_1)) < 0,$$

where the final inequality is a consequence of (2.12). This proves that the quantity on the right hand side in (2.21) lies between the two roots of Q , so (2.21) is satisfied. Rewinding the arguments above, we have verified (2.13)-(ii).

• Verifying (2.13)-(iii): factorizing $1 - M_1^2$, we first observe that the velocity V satisfies (2.13)-(iii) if and only if

$$(2.22) \quad \left((k-1)^2 - M_1^2 \right) V^4 + \left((k-1)^2 + 1 - 2M_1^2 - 2\nu(k-1+M_1^2) \right) v_1^2 V^2 + v_1^4 (1 - M_1^2) (1 + \nu)^2 = 0,$$

with the parameter k defined as in (2.13)-(iii). We are now going to verify that the velocity c_\star in (2.15) satisfies (2.22). We use the relation (2.19) and substitute this expression of c_\star^2 (recall that y is defined in (2.17) and is a root of the polynomial Q defined in (2.18)). Multiplying by the obviously nonzero quantity $v_1^{-4} (M_1^2 - y^2)^2$, we are reduced to showing the relation

$$(2.23) \quad \left((1 - \nu M_1^2 \Gamma_1)^2 - M_1^2 \right) (1 - y)^4 + (1 - M_1^2) (1 + \nu)^2 (M_1^2 - y^2)^2 \\ + (M_1^2 - y^2) (1 - y)^2 \left((1 - \nu M_1^2 \Gamma_1)^2 + 1 - 2M_1^2 - 2\nu(1 + M_1^2 - \nu M_1^2 \Gamma_1) \right) = 0.$$

The left hand side of (2.23) can be factorized as

$$\nu Q(y) (a_2 y^2 + a_1 y + a_0),$$

where Q is defined in (2.18), and

$$a_2 := 4 + \nu(1 - M_1^2 - 2M_1^2 \Gamma_1), \\ a_1 := -4(1 + M_1^2) + \nu M_1^2 \Gamma_1 (3 + M_1^2), \\ a_0 := (1 + M_1^2)^2 - \nu M_1^2 (1 - M_1^2) - \nu M_1^2 \Gamma_1 (1 + M_1^2).$$

Since $Q(y)$ is zero, the left hand side of (2.23) is indeed zero, as expected. This shows that the velocity c_\star in (2.15) satisfies all three conditions in (2.13) and therefore coincides with V . \square

Proposition 2.1 may look unsatisfactory since the links between the steady Mach stem bifurcation problem and the evolutionary stability analysis encoded in the function Δ are still hidden. In the following Section, we explain in a more explicit way why determining the velocity c_\star in [MR84] corresponds to finding a nonzero solution $(\chi, \dot{U}) \in \mathbb{C} \times E^s(0, 1)$ to the linear system (2.9) in which the parameters z, η, \bar{u} are respectively set equal to $0, 1, -c_\star$. The existence of such a nontrivial solution is possible if and only if the Lopatinskii determinant vanishes, which gives a probably more satisfactory justification for Proposition 2.1 than our preliminary ‘brute force’ calculations. We also clarify below the links between the quantities in (2.15) and various expressions that arise in the shock wave stability problem.

3 Mach stems bifurcating from a steady planar shock

In all what follows, we keep the notation U for the four component vector (τ, \mathbf{u}, s) and we keep the notation $\mathbf{u} = (u, v)$ for the velocity. We review the Mach stem bifurcation problem considered in [MR84] and explain its link with the shock wave stability problem (and more precisely its formulation (2.11)).

The problem considered in [MR84] is the following: under which conditions on the shock (2.3) is it possible to construct a family $(U_0, U_1, U_2, U_3, \Theta, \Phi, \Psi)(\varepsilon)$, with $\varepsilon \in [0, \varepsilon_0]$ for some $\varepsilon_0 > 0$, such that, for all $\varepsilon \in (0, \varepsilon_0]$, the wave pattern depicted in Figure 2 defines a steady Mach stem, and⁶

$$(3.1) \quad \begin{aligned} \lim_{\varepsilon \rightarrow 0} U_0(\varepsilon) &= \underline{U}_0, & \lim_{\varepsilon \rightarrow 0} U_1(\varepsilon) &= \lim_{\varepsilon \rightarrow 0} U_2(\varepsilon) = \lim_{\varepsilon \rightarrow 0} U_3(\varepsilon) = \underline{U}_1, \\ \lim_{\varepsilon \rightarrow 0} \Theta(\varepsilon) &= \pi, & \lim_{\varepsilon \rightarrow 0} \Phi(\varepsilon) &= \Phi_0 \in (\pi, 3\pi/2), \\ & & \lim_{\varepsilon \rightarrow 0} \Psi(\varepsilon) &= \Psi_0 \in (\Phi_0, 2\pi). \end{aligned}$$

It is also required that the family depends smoothly, say at least in a \mathcal{C}^1 way, on ε . By a Mach stem, we mean that Figure 2 represents a four wave interaction at the origin where, for all $\varepsilon \in (0, \varepsilon_0]$:

- $\mathbf{S}_1(\varepsilon)$ is a steady shock front where $U_0(\varepsilon)$ is the state ahead of the shock and $U_2(\varepsilon)$ the state behind,
- $\mathbf{S}_2(\varepsilon)$ is a steady shock front where $U_0(\varepsilon)$ is the state ahead of the shock and $U_1(\varepsilon)$ the state behind,
- $\mathbf{S}_3(\varepsilon)$ is a steady shock front where $U_1(\varepsilon)$ is the state ahead of the shock and $U_3(\varepsilon)$ the state behind,
- $\mathbf{CD}(\varepsilon)$ is a steady contact discontinuity.

In that case, the wave pattern depicted in Figure 2 yields a weak solution to the steady Euler equations. The following *causality* conditions are also imposed for all $\varepsilon \in (0, \varepsilon_0]$, see [MR84, page 123]:

- The tangential velocity of the fluid along $\mathbf{S}_3(\varepsilon)$ points away from the origin.
- The velocity on either side of $\mathbf{CD}(\varepsilon)$ points away from the origin.

By the so-called tripe shock Theorem [HM98], $\mathbf{S}_1(\varepsilon)$ should be the shock with the largest amplitude while $\mathbf{S}_2(\varepsilon)$ will have a slightly smaller amplitude. In other words, we should have:

$$p(U_0(\varepsilon)) < p(U_1(\varepsilon)) < p(U_2(\varepsilon)) = p(U_3(\varepsilon)).$$

There is of course much freedom in the parametrization of the family of Mach stems (and we shall see below that even with the choice of one parametrization, there can be more than one family of Mach stems that satisfy the asymptotic behavior (3.1)). As will follow from the proof of Theorem 3.1 below, it turns out that a convenient way to parametrize the family of Mach stems amounts to choosing $\pi - \Theta$ as the ‘bifurcation parameter’. In other words, we ask from now on the angle Θ to be given by

$$(3.2) \quad \Theta(\varepsilon) := \pi - \varepsilon.$$

Why ε should be positive, and therefore Θ in (3.2) less than π , will be made clear in the proof of Theorem 3.1 below (see also [MR84] for similar considerations).

The main conclusion in [MR84] is that such a ‘shock to Mach stem’ bifurcation occurs if and only if the inequalities (2.12) are satisfied and the tangential velocity \bar{u} in (2.4a) equals $-c_*$, with c_* defined by (2.14), (2.15). The proof of the ‘if’ part in [MR84] is skipped. Let us observe that because of our result in Proposition 2.1, the requirement on \bar{u} in [MR84] can be rewritten as $\bar{u} = -V$ where $V > 0$ is characterized by (2.13). Our main conclusion is of course in agreement with [MR84] and is summarized as follows (we recall the convention $\bar{u} \leq 0$).

⁶Up to a rotation, the shock $\mathbf{S}_2(\varepsilon)$ is always chosen as the $(0x_1)$ axis, which yields the convention for the angles Φ_0 and Ψ_0 . The location of the contact discontinuity with respect to $\mathbf{S}_3(\varepsilon)$ follows from the convention $\bar{u} \leq 0$, the symmetric situation being obtained by changing \bar{u} into its opposite and x_1 into $-x_1$.

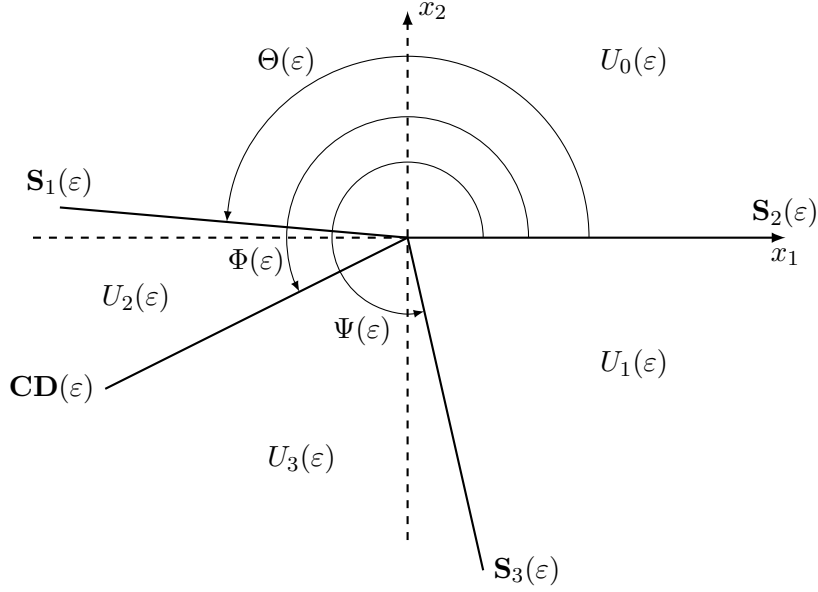


Figure 2: The Mach stem configuration with a shallow angle.

Theorem 3.1. *Assume that there exists a family of Mach stems depending smoothly on $\varepsilon \in [0, \varepsilon_0]$ where ε is given by (3.2), and having the asymptotic behavior (3.1) where the steady shock (2.3) satisfies (2.4). Then there exists a solution $\bar{U} \in E^s(0, 1)$ to the linear system (2.9) in which one specifies $z = 0$, $\eta = 1$ and $\chi = 1$. In particular, there holds:*

$$\frac{1}{1 + \Gamma_1} \leq M_1^2 \left(\frac{\tau_0}{\tau_1} - 1 \right) < \frac{1 + M_1}{\Gamma_1},$$

and $\bar{u} = -V$, where the velocity V is characterized by (2.13).

Conversely, if the steady shock (2.3) satisfies (2.4) together with the strict inequalities (2.12), and if furthermore $\bar{u} = -V$ where the velocity V is characterized by (2.13), then there exists a one parameter family of Mach stems satisfying (3.1), (3.2), and the state $U_0(\varepsilon)$ ahead of the Mach stem can be chosen to have the particular form

$$(3.3) \quad \forall \varepsilon \in [0, \varepsilon_0], \quad U_0(\varepsilon) = (\tau_0, u(\varepsilon), v_0, s_0).$$

Our proof slightly differs from [MR84] and intends to clarify the link between the Mach stem bifurcation analysis and the relation (2.11). Let us recall for future use that the validity of (2.11) is equivalent to the existence of a nonzero pair $(\chi, \dot{U}) \in \mathbb{C} \times E^s(z, \eta)$ to (2.9). In the case $z = 0$, this corresponds to a weak stability property for the shock wave (2.3). In the proof of Theorem 3.1 below, we clarify some of the computations and arguments in [MR84] and, above all, we provide a complete proof of the ‘if’ part in Theorem 3.1 without any additional assumption on the pressure law than those made in Section 2.

Proof of Theorem 3.1. We first prove the ‘necessity’ part of Theorem 3.1 and assume that a smooth family

of Mach stems with shallow angle is given. We first introduce some notation and write⁷:

$$U_0(\varepsilon) = \underline{U}_0 + \varepsilon U'_0 + o(\varepsilon), \quad U_j(\varepsilon) = \underline{U}_1 + \varepsilon U'_j + o(\varepsilon), \quad j = 1, 2, 3,$$

where $\underline{U}_0, \underline{U}_1$ are the two states of the step shock in (2.3). Following [MR84, page 130], we write the stationary Rankine-Hugoniot conditions for each of the four discontinuities $\mathbf{S}_{1,2,3}(\varepsilon)$, $\mathbf{CD}(\varepsilon)$ and expand at the first order in ε . This yields

$$(3.4) \quad df_2(\underline{U}_0) U'_0 - df_2(\underline{U}_1) U'_1 = 0, \quad f_1(\underline{U}_0) - f_1(\underline{U}_1) + df_2(\underline{U}_0) U'_0 - df_2(\underline{U}_1) U'_2 = 0,$$

$$(3.5) \quad \left(-\sin \Psi_0 df_1(\underline{U}_1) + \cos \Psi_0 df_2(\underline{U}_1) \right) (U'_1 - U'_3) = 0,$$

$$(3.6) \quad \left(-\sin \Phi_0 df_1(\underline{U}_1) + \cos \Phi_0 df_2(\underline{U}_1) \right) (U'_3 - U'_2) = 0.$$

We can also pass to the limit in the zero normal velocity constraint for the contact discontinuity $\mathbf{CD}(\varepsilon)$ and in Lax shock inequalities for $\mathbf{S}_3(\varepsilon)$, which yields (recall $\mathbf{u}_1 = (\bar{u}, v_1)$):

$$(3.7) \quad -\bar{u} \sin \Phi_0 + v_1 \cos \Phi_0 = 0, \quad -\bar{u} \sin \Psi_0 + v_1 \cos \Psi_0 = -c_1.$$

Our goal now is to analyze the relations (3.4), (3.5), (3.6) and (3.7). Observe in particular that we shall never use the precise expression of U'_0 , meaning that the assumption made in [MR84] that U'_0 only has one nonzero component is useless.

We can first equivalently rewrite (3.4) as

$$(3.8a) \quad df_2(\underline{U}_0) U'_0 - df_2(\underline{U}_1) U'_1 = 0,$$

$$(3.8b) \quad U'_1 - U'_2 = df_2(\underline{U}_1)^{-1} (f_1(\underline{U}_1) - f_1(\underline{U}_0)).$$

Equation (3.8a) will ultimately determine U'_0 once we know U'_1 . Observe now that U'_0 does not appear in (3.8b), (3.5) and (3.6) so we may forget about U'_0 from now on and focus on the vectors U'_j , $j = 1, 2, 3$. We are going to show below that the relations (3.5), (3.6) imply $U'_1 - U'_2 \in E^s(0, 1)$ where the stable subspace $E^s(0, 1)$ has been defined in Section 2, see (2.7). Therefore (3.8b) will give

$$df_2(\underline{U}_1)^{-1} (f_1(\underline{U}_1) - f_1(\underline{U}_0)) \in E^s(0, 1),$$

which is exactly (2.11) with $z = 0$ and $\eta = 1$. In other words, we shall have $\Delta(\bar{u}, 0, 1) = 0$, which equivalently means that (2.12) holds and $\bar{u} = -V$ with our convention for the sign of \bar{u} . Let us make all these arguments precise.

We are first going to make the relations (3.5), (3.6) more explicit. Recalling that U denotes the vector (τ, \mathbf{u}, s) , we compute

$$df_1(U) = P(U)^{-1} \begin{bmatrix} u & -\tau & 0 & 0 \\ -c^2 & u & 0 & \Gamma T \\ \tau & 0 & u & 0 \\ 0 & 0 & 0 & u \end{bmatrix}, \quad df_2(U) = P(U)^{-1} \begin{bmatrix} v & 0 & -\tau & 0 \\ 0 & v & 0 & 0 \\ -c^2 & 0 & v & \Gamma T \\ \tau & 0 & 0 & v \end{bmatrix},$$

⁷In [MR84], the state U'_0 is *assumed* to have only one nonzero component, which corresponds to the tangential velocity. This assumption will be justified when we construct the family of Mach stems but it is actually not needed at this point of the argument.

with

$$(3.9) \quad P(U) := \begin{bmatrix} -\tau^2 & 0 & 0 & 0 \\ -\tau u & \tau & 0 & 0 \\ -\tau v & 0 & \tau & 0 \\ \frac{\tau^2}{T} \left(\rho \left(\frac{|\mathbf{u}|^2}{2} - e \right) - p \right) & \frac{-\tau u}{T} & \frac{-\tau v}{T} & \frac{\tau}{T} \end{bmatrix}.$$

Multiplying (3.6) by $P(\underline{U}_1)$ on the left and using the first equation in (3.7), (3.6) is seen to be equivalent to

$$U'_3 - U'_2 \in \text{Span} \left\{ \begin{bmatrix} 0 \\ \cos \Phi_0 \\ \sin \Phi_0 \\ 0 \end{bmatrix}, \begin{bmatrix} \Gamma_1 T_1 \tau_1 \\ 0 \\ 0 \\ c_1^2 \end{bmatrix} \right\}, \quad \text{with} \quad \frac{\cos \Phi_0}{\sin \Phi_0} = \frac{\bar{u}}{v_1}.$$

Recalling the decomposition (2.7) of the vector space $E_0(0, 1)$, it thus turns out that (3.6) equivalently reads $U'_3 - U'_2 \in E_0(0, 1)$.

Let us now turn to (3.5). Multiplying (3.5) by $P(\underline{U}_1)$ on the left and using the second equation in (3.7), (3.5) is seen to be equivalent to

$$(3.10) \quad U'_1 - U'_3 \in \text{Span} \begin{bmatrix} \tau_1 \\ c_1 \sin \Psi_0 \\ -c_1 \cos \Psi_0 \\ 0 \end{bmatrix},$$

where the angle Ψ_0 satisfies the second equation in (3.7). We wish to show that (3.10) equivalently reads $U'_1 - U'_3 \in E_-(0, 1)$ where the vector space $E_-(0, 1)$ is given in (2.7). We thus need to show that the two vectors

$$\begin{bmatrix} \tau_1 (\bar{u} + v_1 \omega_-(0, 1)) \\ c_1^2 \\ c_1^2 \omega_-(0, 1) \\ 0 \end{bmatrix}, \quad \begin{bmatrix} \tau_1 \\ c_1 \sin \Psi_0 \\ -c_1 \cos \Psi_0 \\ 0 \end{bmatrix},$$

are collinear, or in other words, we need to show the relations

$$(3.11) \quad \sin \Psi_0 = \frac{c_1}{\bar{u} + v_1 \omega_-(0, 1)}, \quad \cos \Psi_0 = -\frac{c_1 \omega_-(0, 1)}{\bar{u} + v_1 \omega_-(0, 1)}.$$

This requires further knowledge on the angle Ψ_0 than just (3.7). We are therefore going to determine the angle Ψ_0 completely.

By the causality conditions for the family of Mach stems, the velocity along the contact discontinuity $\mathbf{CD}(\varepsilon)$ must point away from the origin. Passing to the limit $\varepsilon \rightarrow 0$, this means that the velocity \mathbf{u}_1 is a positive multiple of the unit vector $(\cos \Phi_0, \sin \Phi_0)$. In other words, we have

$$\cos \Phi_0 = \frac{\bar{u}}{\sqrt{\bar{u}^2 + v_1^2}}, \quad \sin \Phi_0 = \frac{v_1}{\sqrt{\bar{u}^2 + v_1^2}}.$$

Let us now recall that the angle Ψ_0 should satisfy $\Psi_0 \in (\Phi_0, 2\pi)$ so we must have

$$\cos \Psi_0 \in (\cos \Phi_0, 1), \quad \text{and} \quad \sin \Psi_0 < 0.$$

Let us now go back to (3.7). Since $\sin \Psi_0$ is negative, $\cos \Psi_0$ must satisfy

$$(3.12) \quad -(c_1 + v_1 \cos \Psi_0) = \bar{u} \sqrt{1 - \cos^2 \Psi_0} < 0.$$

Moreover, the existence of Ψ_0 implies, by the Cauchy-Schwarz inequality, the condition⁸

$$(3.13) \quad \bar{u}^2 \geq c_1^2 - v_1^2.$$

Solving (3.12) for $\cos \Psi_0$, we obtain the two possible values

$$\cos \Psi_0 = \frac{-c_1 v_1 \pm \bar{u} \sqrt{\bar{u}^2 + v_1^2 - c_1^2}}{\bar{u}^2 + v_1^2},$$

both values belonging to the interval $(\cos \Phi_0, 1)$. Since both possible values correspond to a positive value of $c_1 + v_1 \cos \Psi_0$, we obtain

$$\sin \Psi_0 = -\sqrt{1 - \cos^2 \Psi_0} = \frac{c_1 + v_1 \cos \Psi_0}{\bar{u}} = \frac{c_1 \bar{u} \pm v_1 \sqrt{\bar{u}^2 + v_1^2 - c_1^2}}{\bar{u}^2 + v_1^2},$$

where the choice between \pm is the same in both expressions of $\cos \Psi_0$ and $\sin \Psi_0$. At this stage, it is unfortunately still not possible to select the appropriate determination of Ψ_0 between the two possible choices. However, the causality conditions for the family of Mach stems imply

$$\forall \varepsilon \in (0, \varepsilon_0], \quad \mathbf{u}_1(\varepsilon) \cdot (\cos \Psi(\varepsilon), \sin \Psi(\varepsilon)) \geq 0,$$

so passing to the limit, we must have

$$\bar{u} \cos \Psi_0 + v_1 \sin \Psi_0 \geq 0.$$

Therefore the appropriate determination of Ψ_0 corresponds to

$$(3.14) \quad \cos \Psi_0 = \frac{-c_1 v_1 + \bar{u} \sqrt{\bar{u}^2 + v_1^2 - c_1^2}}{\bar{u}^2 + v_1^2}, \quad \sin \Psi_0 = \frac{c_1 \bar{u} + v_1 \sqrt{\bar{u}^2 + v_1^2 - c_1^2}}{\bar{u}^2 + v_1^2},$$

which amounts to choosing the smallest possible value of $\cos \Psi_0$ among the two possible ones, see the geometric interpretation in Figure 3.

Recalling now the expression (2.8) of $\omega_-(0, 1)$ and the expressions (3.14) for the sine and cosine of Ψ_0 , it is a simple exercise to verify that the relations (3.11) hold. Going then back to (3.10), we have obtained $U'_1 - U'_3 \in E_-(0, 1)$, and combining with $U'_3 - U'_2 \in E_0(0, 1)$, we have shown $U'_1 - U'_2 \in E^s(0, 1)$.

Summarizing what we have done so far, we have shown that the existence of a family of Mach stems satisfying (3.1), (3.2) and the causality conditions implies that the tangential velocity \bar{u} satisfies (3.13) and that there exists a vector $U'_1 - U'_2 \in E^s(0, 1)$ such that (3.8b) holds. This means that the relation (2.11) holds for the frequencies $(z, \eta) = (0, 1)$ hence the step shock (2.3) satisfies $\Delta(\bar{u}, 0, 1) = 0$. There are now two cases. Either (3.13) holds with an equality sign, and in that case, one gets⁹:

$$\frac{1}{1 + \Gamma_1} = M_1^2 \left(\frac{\tau_0}{\tau_1} - 1 \right), \quad \bar{u} = -V = -\sqrt{c_1^2 - v_1^2},$$

⁸This means that the velocity field \mathbf{u}_1 behind the shock in (2.3) is supersonic though the normal velocity v_1 is subsonic by Lax shock inequalities.

⁹This limit case corresponds to a Lopatinskii determinant that vanishes at a glancing frequency. At such frequencies, the eigenmode ω_- is not locally a smooth function of (z, η) .

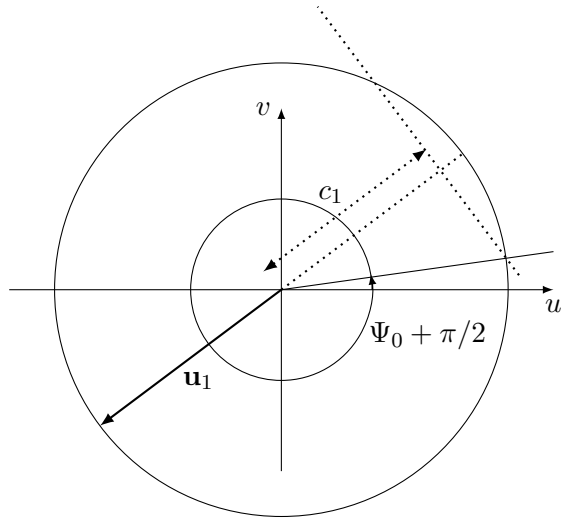


Figure 3: Determining the angle Ψ_0 . One determines the two possible angles $\Psi_0 + \pi/2$ by the scalar product condition in (3.7) and picks up the smallest value. When c_1 equals $|\mathbf{u}_1|$, the two possible values of $\Psi_0 + \pi/2$ become equal.

which is a limit case for (2.12), see [BGS07, chapter 15]. Or (3.13) holds with a strict inequality, and in that case (2.12) holds together with $\bar{u} = -V$, see again [BGS07, chapter 15]. This completes the proof of the ‘necessity’ part of Theorem 3.1.

We are now going to give a complete construction of a family of Mach stems satisfying (3.1), (3.2) and the causality conditions. We are even going to show that the state $U_0(\varepsilon)$ ahead of the Mach stem can be chosen to have the particular form (3.3) for some smooth function u verifying $u(0) = \bar{u}$. This justifies the calculations made in [MR84]. We assume from now on that the inequalities (2.12) hold and that the tangential velocity \bar{u} equals $-V$ with V characterized by (2.13). Where all these assumptions come into play will be made precise below. The construction of the family of Mach stems splits in several steps. Let us recall some important facts. The shocks $\mathbf{S}_1(\varepsilon)$ and $\mathbf{S}_2(\varepsilon)$ will have a ‘large’ amplitude, meaning that their amplitude will not tend to zero with ε . At the opposite, both discontinuities $\mathbf{S}_3(\varepsilon)$ and $\mathbf{CD}(\varepsilon)$ will have small amplitude, which explains why we deal with those two sets of discontinuities by using separate arguments.

We now wish to construct a one parameter family of Mach stems satisfying (3.1), (3.2). We shall see later on which degrees of freedom on the state U_0 can be spared. The family of Mach stems will be constructed by repeatedly applying the implicit function Theorem (and at the very end of the argument, a somehow degenerate version of that Theorem). Some arguments in the construction are inspired from [Ser00, chapter 4]. We split the whole construction in several steps.

- Step 1. The large amplitude shocks.

Let us first set a few notation. By applying the implicit function Theorem¹⁰, we know that for all U close to \underline{U}_0 and for all ε close to 0, there exist some uniquely determined states $\mathbb{U}_1(U)$ and $\mathbb{U}_2(\varepsilon, U)$ that

¹⁰For simplicity, we assume that the specific internal energy e is a \mathcal{C}^∞ function of (τ, s) so all functions involved in the calculations below have \mathcal{C}^∞ regularity.

are close to \underline{U}_1 and satisfy the Rankine-Hugoniot relations

$$(3.15) \quad f_2(\mathbb{U}_1(U)) - f_2(U) = 0, \quad (f_1(\mathbb{U}_2(\varepsilon, U)) - f_1(U)) \sin \varepsilon + (f_2(\mathbb{U}_2(\varepsilon, U)) - f_2(U)) \cos \varepsilon = 0, \\ \mathbb{U}_1(\underline{U}_0) = \mathbb{U}_2(0, \underline{U}_0) = \underline{U}_1.$$

By uniqueness in the implicit function Theorem, we even have the relation

$$\mathbb{U}_2(0, U) = \mathbb{U}_1(U),$$

for all U sufficiently close to \underline{U}_0 . The relations (3.15) correspond to admissible discontinuities for the stationary Euler equations across the lines $\{x_2 = 0\}$ and $\{\sin \varepsilon x_1 + \cos \varepsilon x_2 = 0\}$, as depicted in Figure 2. At the very end of the analysis, we shall specify the state U close to \underline{U}_0 by choosing $U = U_0(\varepsilon)$ for some appropriate smooth function U_0 . Then the discontinuity:

$$\begin{cases} U_0(\varepsilon), & x_2 > 0, \\ \mathbb{U}_1(U_0(\varepsilon)), & x_2 < 0, \end{cases}$$

will satisfy the Rankine-Hugoniot jump conditions for (2.1), and since $(U_0(\varepsilon), \mathbb{U}_1(U_0(\varepsilon)))$ will be close to $(\underline{U}_0, \underline{U}_1)$, this discontinuity will necessarily be a shock wave since it will have a nonzero mass flux across $\{x_2 = 0\}$ and it will satisfy Lax shock inequalities. In the same way, the discontinuity:

$$\begin{cases} U_0(\varepsilon), & \sin \varepsilon x_1 + \cos \varepsilon x_2 > 0, \\ \mathbb{U}_2(\varepsilon, U_0(\varepsilon)), & \sin \varepsilon x_1 + \cos \varepsilon x_2 < 0, \end{cases}$$

will be a shock wave for (2.1). For both discontinuities, $U_0(\varepsilon)$ will be the upstream state. Up to the choice of the function $(\varepsilon \mapsto U_0(\varepsilon))$, which will be specified later on, this means that we have already constructed the two large amplitude shocks of the Mach stem.

- Step 2. The small amplitude shock.

Let us now move on to the small amplitude shock $\mathbf{S}_3(\varepsilon)$ in the Mach stem configuration. The arguments follow [Ser00, chapter 4] here. Given the state \underline{U}_1 with $\bar{u} = -V$ (and therefore $\bar{u}^2 + v_1^2 > c_1^2$), we define the angle $\Psi_0 \in (\pi, 2\pi)$ by (3.14). In particular, Ψ_0 satisfies the second equation in (3.7) and there holds

$$\bar{u} \cos \Psi_0 + v_1 \sin \Psi_0 = \sqrt{\bar{u}^2 + v_1^2 - c_1^2} \neq 0,$$

use (3.14). For all pair (U_1, U_3) sufficiently close to $(\underline{U}_1, \underline{U}_1)$, we define the matrices

$$(3.16) \quad A_j(U_1, U_3) := \int_0^1 df_j(tU_1 + (1-t)U_3) dt, \quad j = 1, 2.$$

Given an angle Ψ , the Rankine-Hugoniot conditions

$$-(f_1(U_3) - f_1(U_1)) \sin \Psi + (f_2(U_3) - f_2(U_1)) \cos \Psi = 0,$$

with $U_1 \neq U_3$, equivalently read

$$(3.17) \quad \det \left(-\sin \Psi A_1(U_1, U_3) + \cos \Psi A_2(U_1, U_3) \right) = 0, \\ U_3 - U_1 \in \text{Ker} \left(-\sin \Psi A_1(U_1, U_3) + \cos \Psi A_2(U_1, U_3) \right).$$

Let us recall the expression:

$$\det \left(-\sin \Psi A_1(U, U) + \cos \Psi A_2(U, U) \right) = \det P(U)^{-1} \times (-u \sin \Psi + v \cos \Psi - c) \\ \times (-u \sin \Psi + v \cos \Psi)^2 \times (-u \sin \Psi + v \cos \Psi + c),$$

where the invertible matrix $P(U)$ is given in (3.9). We can therefore apply the implicit function Theorem and determine a unique angle $\Psi(U_1, U_3)$ that satisfies the eikonal equation (3.17) for any pair (U_1, U_3) sufficiently close to $(\underline{U}_1, \underline{U}_1)$, together with $\Psi(\underline{U}_1, \underline{U}_1) = \Psi_0$. More generally, in the case $U_1 = U_3 = U$, the angle $\Psi(U, U)$ is obtained by solving

$$-u \sin \Psi + v \cos \Psi + c = 0,$$

with $\Psi(U, U)$ close to Ψ_0 (u is close to \bar{u} , v is close to c_1 and c is close to c_1). This means that the angle $\Psi(U, U)$ is determined by the relations:

$$(3.18) \quad \cos \Psi(U, U) = \frac{-cv + u\sqrt{u^2 + v^2 - c^2}}{u^2 + v^2}, \quad \sin \Psi(U, U) = \frac{cu + v\sqrt{u^2 + v^2 - c^2}}{u^2 + v^2}.$$

For the angle $\Psi = \Psi(U_1, U_3)$, the matrix $-\sin \Psi A_1(U_1, U_3) + \cos \Psi A_2(U_1, U_3)$ has a one-dimensional kernel that is spanned by a vector $R(U_1, U_3)$ which we can choose to satisfy the normalization condition

$$(3.19) \quad R(U, U) = \mathcal{R}(U) := \begin{bmatrix} \tau \\ c \sin \Psi(U, U) \\ -c \cos \Psi(U, U) \\ 0 \end{bmatrix},$$

where τ denotes the specific volume for the state U and c the sound speed associated with U . Then for any real number λ close to 0 and any state U_1 close to \underline{U}_1 , the implicit function Theorem shows that there exists a uniquely determined $\mathbb{U}_3(\lambda, U_1)$ satisfying the Rankine-Hugoniot jump conditions

$$(3.20) \quad \mathbb{U}_3(\lambda, U_1) - U_1 = \lambda R(U_1, \mathbb{U}_3(\lambda, U_1)).$$

In particular, the function \mathbb{U}_3 in (3.20) satisfies:

$$\mathbb{U}_3(0, U_1) = U_1, \quad d_{U_1} \mathbb{U}_3(0, U_1) = I, \quad \partial_\lambda \mathbb{U}_3(0, U_1) = \mathcal{R}(U_1),$$

for all U_1 close to \underline{U}_1 (and the vector $\mathcal{R}(U_1)$ is given in (3.19)).

At this point, given any U_1 sufficiently close to \underline{U}_1 and any λ close to 0, we have constructed a weak solution to (2.1) of the form

$$\begin{cases} U_1, & -\sin \Psi(U_1, \mathbb{U}_3(\lambda, U_1)) x_1 + \cos \Psi(U_1, \mathbb{U}_3(\lambda, U_1)) x_2 > 0, \\ \mathbb{U}_3(\lambda, U_1), & -\sin \Psi(U_1, \mathbb{U}_3(\lambda, U_1)) x_1 + \cos \Psi(U_1, \mathbb{U}_3(\lambda, U_1)) x_2 < 0. \end{cases}$$

It is not clear yet whether this discontinuity is a contact discontinuity or a shock wave (at this stage, it could even be a nonadmissible shock, that is it could be a noncharacteristic discontinuity that violates Lax shock inequalities).

Ultimately, the state U_1 will be chosen as $\mathbb{U}_1(U_0(\varepsilon))$ and the state U_3 will therefore be determined as $\mathbb{U}_3(\lambda, \mathbb{U}_1(U_0(\varepsilon)))$ for some appropriate amplitude λ that will depend on the small parameter ε . As a

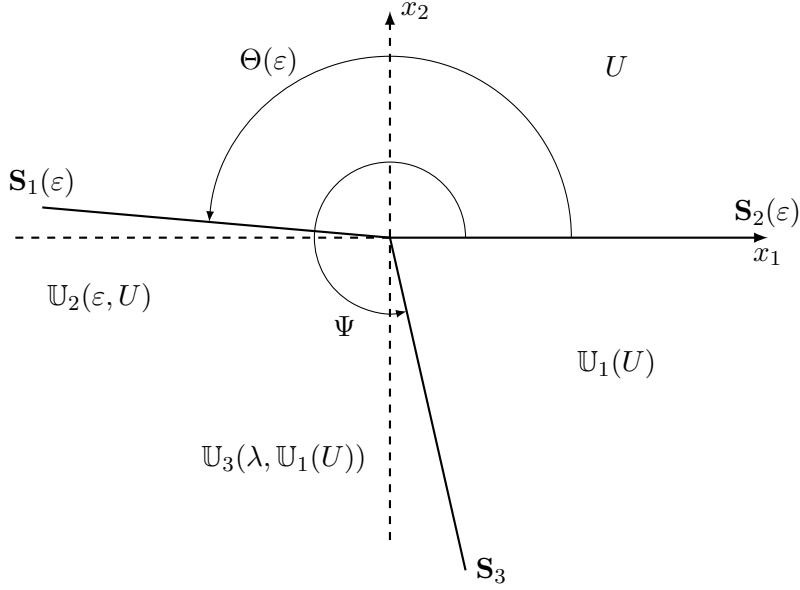


Figure 4: Towards the construction of the Mach stem configuration with a shallow angle. Here Ψ is a short notation for $\Psi(\mathbb{U}_1(U), \mathbb{U}_3(\lambda, \mathbb{U}_1(U)))$. At this stage, there is no separation between the states $\mathbb{U}_2(\varepsilon, U)$ and $\mathbb{U}_3(\lambda, \mathbb{U}_1(U))$.

matter of fact, we are now going to choose the amplitude λ appropriately in order to make the states U_2 and U_3 have equal pressures.

- Step 3. Adapting the small amplitude to get equal pressures for the states 2 and 3.

Let us still keep the upstream state U free, close to \underline{U}_0 . Then we specify the state U_1 as $\mathbb{U}_1(U)$ and the state U_2 as $\mathbb{U}_2(\varepsilon, U)$. We also specify the state U_3 as $\mathbb{U}_3(\lambda, \mathbb{U}_1(U))$, as shown in Figure 4 below.

In order to construct a Mach stem as depicted in Figure 2, we need the states $\mathbb{U}_2(\varepsilon, U)$ and $\mathbb{U}_3(\lambda, \mathbb{U}_1(U))$ to have equal pressures and collinear velocities, which will determine the angle Φ as their common argument¹¹. Let us first adapt the (small) amplitude λ in order to make the pressures of $\mathbb{U}_2(\varepsilon, U)$ and $\mathbb{U}_3(\lambda, \mathbb{U}_1(U))$ equal. This relies again on the implicit function Theorem. Indeed, we consider the function

$$(\lambda, \varepsilon, U) \mapsto p(\mathbb{U}_2(\varepsilon, U)) - p(\mathbb{U}_3(\lambda, \mathbb{U}_1(U))),$$

where $p(U)$ denotes the pressure associated with a state U (which, of course, only depends on the first and fourth coordinates of U , namely the specific volume and specific entropy). We wish to compute the partial derivative of the above function with respect to λ at $(0, 0, \underline{U}_0)$. We use $\partial_\lambda \mathbb{U}_3(0, \underline{U}_1) = \mathcal{R}(\underline{U}_1)$, with $\mathcal{R}(\underline{U}_1)$ as in (3.19), and we find that the partial derivative with respect to λ at $(0, 0, \underline{U}_0)$ equals $c_1^2/\tau_1 \neq 0$. By applying the implicit function Theorem, we thus find that for all ε close to zero and for all U close to \underline{U}_0 , there exists a uniquely determined amplitude $\lambda(\varepsilon, U)$ close to zero such that

$$p(\mathbb{U}_2(\varepsilon, U)) = p(\mathbb{U}_3(\lambda(\varepsilon, U), \mathbb{U}_1(U))).$$

¹¹Both velocities will be small perturbations of $\mathbf{u}_1 = (\bar{u}, v_1)$ so collinearity here means proportionality with a positive scaling factor, which will uniquely determine the angle Φ close to $\Phi_0 \in (\pi, 3\pi/2)$.

Because $\mathbb{U}_2(\varepsilon, U)$ coincides with $\mathbb{U}_1(U)$ for $\varepsilon = 0$, and because there holds $\mathbb{U}_3(0, U_1) = U_1$, we find

$$\lambda(0, U) = 0,$$

for all U close to \underline{U}_0 . It is therefore convenient to rewrite $\lambda(\varepsilon, U)$ as $\varepsilon \lambda(\varepsilon, U)$ for a new function λ , so that there holds

$$(3.21) \quad p(\mathbb{U}_2(\varepsilon, U)) = p(\mathbb{U}_3(\varepsilon \lambda(\varepsilon, U), \mathbb{U}_1(U))),$$

for all (ε, U) close to $(0, \underline{U}_0)$.

• Step 4. Making the velocities collinear.

At this point, for all ‘bifurcation parameter’ ε small enough (ε has no prescribed sign so far), and for all state U close to \underline{U}_0 , we have constructed:

- the discontinuity $\mathbf{S}_1(\varepsilon)$ connecting U to $\mathbb{U}_2(\varepsilon, U)$ (the corresponding angle is $\Theta(\varepsilon) = \pi - \varepsilon$ as required in (3.2)),
- the discontinuity $\mathbf{S}_2(\varepsilon)$ connecting U to $\mathbb{U}_1(U)$ (the corresponding angle equals zero, which is no loss of generality up to rotating the axes),
- the discontinuity $\mathbf{S}_3(\varepsilon)$ connecting $\mathbb{U}_1(U)$ to $\mathbb{U}_3(\varepsilon \lambda(\varepsilon, U), \mathbb{U}_1(U))$ (the corresponding angle equals $\Psi(\mathbb{U}_1(U), \mathbb{U}_3(\varepsilon \lambda(\varepsilon, U), \mathbb{U}_1(U)))$).

Whether the discontinuity $\mathbf{S}_3(\varepsilon)$ is a shock wave is still undetermined at this point (it is not even known so far whether this discontinuity is admissible in the entropy sense). Let us also recall that the amplitude $\varepsilon \lambda(\varepsilon, U)$ of the discontinuity $\mathbf{S}_3(\varepsilon)$ has been tuned so as to make the pressures of the states $\mathbb{U}_2(\varepsilon, U)$ and $\mathbb{U}_3(\varepsilon \lambda(\varepsilon, U), \mathbb{U}_1(U))$ equal, see (3.21).

In what follows, we write $\mathbf{u}(U)$ to denote the velocity associated with any state U , that is the vector formed by the second and third coordinates of U . For any sufficiently small ε and any state U close to \underline{U}_0 , we define the quantity

$$(3.22) \quad \delta(\varepsilon, U) := \det \left| \mathbf{u}(\mathbb{U}_2(\varepsilon, U)), \mathbf{u}(\mathbb{U}_3(\varepsilon \lambda(\varepsilon, U), \mathbb{U}_1(U))) \right|.$$

Our goal is to construct a state $U_0(\varepsilon)$, possibly of the form (3.3), such that $\delta(\varepsilon, U_0(\varepsilon))$ vanishes for all sufficiently small ε . However, we are facing here a rather degenerate situation because the function δ satisfies

$$(3.23) \quad \delta(0, U) = 0,$$

for any state U close to \underline{U}_0 . Therefore there is no chance of proving, for instance, $\partial_u \delta(0, \underline{U}_0) \neq 0$ and conclude straightforwardly by the implicit function Theorem. As a matter of fact, the cancellation property (3.23) shows that we can write

$$\delta(\varepsilon, U) = \varepsilon \tilde{\delta}(\varepsilon, U),$$

and our only hope is to apply the implicit function Theorem to the rescaled function $\tilde{\delta}$. There is however a price to pay, which is reminiscent of the analysis in [MR84] and which confirms why \bar{u} has to be fixed in some very specific way. Let us assume indeed that we are able to construct some *smooth* $U_0(\varepsilon)$ such that $U_0(0) = \underline{U}_0$ and $\delta(\varepsilon, U_0(\varepsilon)) = 0$ for all ε close to 0. Then because the partial derivatives of δ with

respect to U at $(0, \underline{U}_0)$ vanish (use (3.23)), we must necessarily have $\partial_\varepsilon \delta(0, \underline{U}_0) = 0$. It turns out, see below, that this ‘compatibility’ condition on the function δ is an equivalent formulation of the constraint $\bar{u} = -V$ for the tangential velocity of \underline{U}_0 and \underline{U}_1 . Let us therefore assume for now that we can prove the relation $\partial_\varepsilon \delta(0, \underline{U}_0) = 0$. In view of the factorization $\delta = \varepsilon \tilde{\delta}$, the relation $\partial_\varepsilon \delta(0, \underline{U}_0) = 0$ also reads

$$\tilde{\delta}(0, \underline{U}_0) = 0.$$

In order to apply the implicit function Theorem to $\tilde{\delta}$, we need to verify that some partial derivative of $\tilde{\delta}$ with respect to one of the components of U is nonzero. In what follows, we compute the partial derivative with respect to the second coordinate of U , which corresponds to the tangential velocity. We are going to show $\partial_u \tilde{\delta}(0, \underline{U}_0) \neq 0$, or equivalently:

$$\partial_{\varepsilon, u}^2 \delta(0, \underline{U}_0) \neq 0.$$

This will yield the existence of a state $U_0(\varepsilon)$ of the form (3.3) such that $\tilde{\delta}(\varepsilon, U_0(\varepsilon)) = 0$ for all sufficiently small ε . In particular, this will ultimately explain why in [MR84] it was legitimate to expand only the tangential velocity of U_0 with respect to the small bifurcation parameter¹².

Summarizing the above arguments, there are two main points that remain to be clarified. We first need to prove the compatibility condition $\partial_\varepsilon \delta(0, \underline{U}_0) = 0$, and we also need to prove the invertibility condition $\partial_{\varepsilon, u}^2 \delta(0, \underline{U}_0) \neq 0$.

The compatibility condition. Let us compute the partial derivative of δ with respect to ε . Specifying $U = \underline{U}_0$ in (3.22), we compute

$$(3.24) \quad \partial_\varepsilon \delta(0, \underline{U}_0) = \det |\mathbf{u}_1, \mathbf{u}(\dot{U}_3 - \dot{U}_2)|,$$

where we use the notation

$$(3.25a) \quad \dot{U}_2 := \partial_\varepsilon \mathbb{U}_2(0, \underline{U}_0) = -df_2(\underline{U}_1)^{-1} (f_1(\underline{U}_1) - f_1(\underline{U}_0)),$$

$$(3.25b) \quad \dot{U}_3 := \left. \frac{\partial}{\partial \varepsilon} \mathbb{U}_3(\varepsilon \lambda(\varepsilon, \underline{U}_0), \underline{U}_1) \right|_{\varepsilon=0} = \lambda(0, \underline{U}_0) \mathcal{R}(\underline{U}_1).$$

By differentiating the relation of equal pressures (3.21), we have

$$-\frac{c_1^2}{\tau_1} \tau(\dot{U}_2 - \dot{U}_3) + \Gamma_1 T_1 s(\dot{U}_2 - \dot{U}_3) = 0,$$

where $\tau(\dot{U}_2 - \dot{U}_3)$, resp. $s(\dot{U}_2 - \dot{U}_3)$, denote the first, resp. fourth, coordinate of $\dot{U}_2 - \dot{U}_3$. This means that the vector $\dot{U}_2 - \dot{U}_3$ can be decomposed as:

$$\dot{U}_2 - \dot{U}_3 = \dot{\mu} \begin{bmatrix} \Gamma_1 T_1 \tau_1 \\ 0 \\ 0 \\ c_1^2 \end{bmatrix} + \begin{bmatrix} 0 \\ u(\dot{U}_2 - \dot{U}_3) \\ v(\dot{U}_2 - \dot{U}_3) \\ 0 \end{bmatrix},$$

¹²To our knowledge, it is open, though likely, that the implicit function Theorem could also be applied with respect to the v variable, which would yield another family of Mach stems bifurcating from the same reference step shock (2.3). In any case, there are necessarily infinitely many families of Mach stems that bifurcate from the reference shock (2.3) since $\partial_{\varepsilon, u}^2 \delta(0, \underline{U}_0) \neq 0$ implies that infinitely many linear combinations of partial derivatives such as $\mu \partial_{\varepsilon, \tau}^2 \delta(0, \underline{U}_0) + \partial_{\varepsilon, u}^2 \delta(0, \underline{U}_0)$ (μ small enough) are nonzero.

for some scalar μ , where \dot{U}_3 satisfies (3.25b) and therefore belongs to $E_-(0, 1)$ (because the vector $\mathcal{R}(\underline{U}_1)$ belongs to $E_-(0, 1)$ as seen in the first part of the proof of Theorem 3.1).

It appears from (3.24) that the partial derivative $\partial_\varepsilon \delta(0, \underline{U}_0)$ vanishes if and only if the velocity $\mathbf{u}(\dot{U}_3 - \dot{U}_2)$ is parallel to \mathbf{u}_1 . Hence the partial derivative $\partial_\varepsilon \delta(0, \underline{U}_0)$ vanishes if and only if the vector $\dot{U}_2 - \dot{U}_3$ belongs to the vector space

$$\text{Span} \left\{ \begin{bmatrix} 0 \\ \bar{u} \\ v_1 \\ 0 \end{bmatrix}, \begin{bmatrix} \Gamma_1 T_1 \tau_1 \\ 0 \\ 0 \\ c_1^2 \end{bmatrix} \right\} = E_0(0, 1).$$

Using (3.25a) and (3.25b), this means that the partial derivative $\partial_\varepsilon \delta(0, \underline{U}_0)$ vanishes if and only if the solution \dot{U}_2 to the linear system

$$df_2(\underline{U}_1) \dot{U}_2 = -(f_1(\underline{U}_1) - f_1(\underline{U}_0)),$$

belongs to $E^s(0, 1)$, which, as we have already seen, occurs if and only if $\bar{u} = -V$. We therefore impose $\bar{u} = -V$, which yields $\partial_\varepsilon \delta(0, \underline{U}_0) = 0$. It now only remains to verify the invertibility condition $\partial_{\varepsilon, u}^2 \delta(0, \underline{U}_0) \neq 0$.

The invertibility condition. We shall need in the calculations below the precise expression of several quantities that have arisen earlier. Consistently with the notation in [MR84], we define

$$\beta := \cos \Psi_0,$$

where the angle Ψ_0 is defined in (3.14) (we recall that $\bar{u} = -V$ so we have $\bar{u}^2 + v_1^2 > c_1^2$). This parameter β is exactly the one whose expression is given in (2.15). (The significance of Φ in (2.14) is less clear.) In order to factorize many expressions below, we also introduce the notation

$$(3.26) \quad \Upsilon := \frac{\bar{u}}{c_1}.$$

Recalling (3.14), we have

$$\beta = \frac{M_1 + \Upsilon \sqrt{\Upsilon^2 + M_1^2 - 1}}{\Upsilon^2 + M_1^2}, \quad \sqrt{1 - \beta^2} = \frac{-\Upsilon + M_1 \sqrt{\Upsilon^2 + M_1^2 - 1}}{\Upsilon^2 + M_1^2},$$

which, in particular, implies (compare with the definition of c_\star in (2.15))

$$(3.27) \quad \Upsilon = -\frac{1 - M_1 \beta}{\sqrt{1 - \beta^2}}, \quad \sqrt{\Upsilon^2 + M_1^2 - 1} = \frac{M_1 - \beta}{\sqrt{1 - \beta^2}}.$$

Since we have $\bar{u} = -V$, we know that the Lopatinskii determinant $\Delta(\bar{u}, 0, 1)$ vanishes. As recalled earlier, this means that the linear system (2.9) (with $z = 0$, $\eta = 1$ and $\chi = 1$) has a solution in $E^s(0, 1)$. For later purposes, we shall need the expression of that solution, which is nothing but the vector \dot{U}_2 defined in (3.25a). The solution to (2.9) with $z = 0$, $\eta = 1$, and $\chi = 1$, is given by:

$$(3.28) \quad \begin{cases} \dot{\tau} = \left(2 + \Gamma_1 \left(1 - \frac{\tau_0}{\tau_1} \right) \right) \frac{v_1^2 \bar{u}}{v_0 (c_1^2 - v_1^2)} (\tau_1 - \tau_0), \\ \dot{u} = v_1 - v_0, \\ \dot{v} = \frac{\bar{u}}{c_1^2 - v_1^2} \left(\frac{\tau_1}{\tau_0} - 1 \right) \left(c_1^2 + v_1^2 + v_1^2 \Gamma_1 \left(1 - \frac{\tau_0}{\tau_1} \right) \right), \\ \dot{s} = \frac{\mathbf{j}^2}{T_1} \frac{\bar{u}}{v_0} (\tau_1 - \tau_0)^2. \end{cases}$$

The mass flux \mathbf{j} is defined in (2.4). The vector \dot{U}_2 is decomposed on $E^s(0, 1)$ as follows:

$$(3.29) \quad \dot{U}_2 = \alpha_0 \begin{bmatrix} 0 \\ \bar{u} \\ v_1 \\ 0 \end{bmatrix} + \mu_0 \begin{bmatrix} \Gamma_1 T_1 \tau_1 \\ 0 \\ 0 \\ c_1^2 \end{bmatrix} + \alpha_- \begin{bmatrix} \tau_1 \\ c_1 \sin \Psi_0 \\ -c_1 \cos \Psi_0 \\ 0 \end{bmatrix},$$

with

$$(3.30) \quad \alpha_0 := -\frac{\bar{u}}{v_0} \frac{(v_1 - v_0)^2}{\bar{u}^2 + v_1^2}, \quad \alpha_- := \frac{v_1 - v_0}{c_1 \sin \Psi_0} \frac{v_1}{v_0} \frac{\bar{u}^2 + v_0 v_1}{\bar{u}^2 + v_1^2}.$$

The coefficient μ_0 equals \dot{s}/c_1^2 , with \dot{s} given in (3.28), but its expression will not be relevant in the subsequent analysis. Recalling the definition (2.16) of the positive parameter ν and using the expression (3.27) of Υ , we can rewrite the coefficients α_0 and α_- in (3.30) as

$$(3.31) \quad \alpha_0 = -\frac{M_1 \nu^2}{1 + \nu} \frac{(1 - M_1 \beta) \sqrt{1 - \beta^2}}{1 + M_1^2 - 2 M_1 \beta}, \quad \alpha_- = -\frac{M_1 \nu}{1 + \nu} \left(\frac{1}{\sqrt{1 - \beta^2}} + \frac{M_1^2 \nu \sqrt{1 - \beta^2}}{1 + M_1^2 - 2 M_1 \beta} \right).$$

For future use, we note that the vectors \dot{U}_2, \dot{U}_3 in (3.25) satisfy

$$(3.32) \quad \mathbf{u}(\dot{U}_2 - \dot{U}_3) = \alpha_0 \mathbf{u}_1, \quad \lambda(0, \underline{U}_0) = \alpha_-,$$

where the coefficients α_0, α_- are given in (3.31).

Let us now compute $\partial_{\varepsilon, u}^2 \delta(0, \underline{U}_0)$ by differentiating (3.22). Observing that $\partial_u \mathbb{U}_1(\underline{U}_0)$ equals $(0, 1, 0, 0)$, we obtain

$$\begin{aligned} \partial_{\varepsilon, u}^2 \delta(0, \underline{U}_0) &= \det \left| \begin{bmatrix} 1 \\ 0 \end{bmatrix}, \mathbf{u}(\dot{U}_3 - \dot{U}_2) \right| - \det |\mathbf{u}_1, \partial_{\varepsilon, u}^2 \mathbb{U}_2(0, \underline{U}_0)| \\ &\quad + \det |\mathbf{u}_1, \partial_u \lambda(0, \underline{U}_0) \mathcal{R}(\underline{U}_1)| + \det |\mathbf{u}_1, \lambda(0, \underline{U}_0) \partial_u \mathcal{R}(\underline{U}_1)| \\ &= -\alpha_0 v_1 - \det |\mathbf{u}_1, \partial_{\varepsilon, u}^2 \mathbb{U}_2(0, \underline{U}_0)| \\ &\quad - c_1 (\bar{u} \cos \Psi_0 + v_1 \sin \Psi_0) \partial_u \lambda(0, \underline{U}_0) + \alpha_- \det |\mathbf{u}_1, \partial_u \mathcal{R}(\underline{U}_1)|, \end{aligned}$$

where we have used (3.32) and the expression (3.19) of $\mathcal{R}(\underline{U}_1)$. Using now (3.14), we have already simplified the expression of $\partial_{\varepsilon, u}^2 \delta(0, \underline{U}_0)$ into:

$$\begin{aligned} \frac{1}{c_1} \partial_{\varepsilon, u}^2 \delta(0, \underline{U}_0) &= M_1 \alpha_0 - \frac{1}{c_1} \det |\mathbf{u}_1, \partial_{\varepsilon, u}^2 \mathbb{U}_2(0, \underline{U}_0)| \\ &\quad - c_1 \sqrt{\Upsilon^2 + M_1^2 - 1} \partial_u \lambda(0, \underline{U}_0) + \frac{\alpha_-}{c_1} \det |\mathbf{u}_1, \partial_u \mathcal{R}(\underline{U}_1)|, \end{aligned}$$

that is, using (3.27),

$$(3.33) \quad \frac{1}{c_1} \partial_{\varepsilon, u}^2 \delta(0, \underline{U}_0) = M_1 \alpha_0 - \frac{1}{c_1} \det |\mathbf{u}_1, \partial_{\varepsilon, u}^2 \mathbb{U}_2(0, \underline{U}_0)| - \frac{M_1 - \beta}{\sqrt{1 - \beta^2}} c_1 \partial_u \lambda(0, \underline{U}_0) + \frac{\alpha_-}{c_1} \det |\mathbf{u}_1, \partial_u \mathcal{R}(\underline{U}_1)|.$$

There are three still undetermined quantities on the right hand side of (3.33): the scalar $\partial_u \lambda(0, \underline{U}_0)$, and the vectors $\partial_u \mathcal{R}(\underline{U}_1), \partial_{\varepsilon, u}^2 \mathbb{U}_2(0, \underline{U}_0)$.

The vector $\partial_{\varepsilon,u}^2 \mathbb{U}_2(0, \underline{U}_0)$ is obtained by differentiating the second equation in (3.15) with respect to ε and u , and by therefore solving the linear system:

$$df_2(\underline{U}_1) \partial_{\varepsilon,u}^2 \mathbb{U}_2(0, \underline{U}_0) = -\partial_u df_2(\underline{U}_1) \dot{U}_2 + \partial_u f_1(\underline{U}_0) - \partial_u f_1(\underline{U}_1).$$

This means that $\partial_{\varepsilon,u}^2 \mathbb{U}_2(0, \underline{U}_0)$ is a solution to the linear system

$$df_2(\underline{U}_1) \partial_{\varepsilon,u}^2 \mathbb{U}_2(0, \underline{U}_0) = \begin{bmatrix} \rho_0 - \rho_1 \\ (\rho_0 - \rho_1) \bar{u} \\ 0 \\ \rho_0 \left(\frac{1}{2} |\mathbf{u}_0|^2 + e_0 \right) - \rho_1 \left(\frac{1}{2} |\mathbf{u}_1|^2 + e_1 \right) \end{bmatrix},$$

and we eventually obtain the very simple expression

$$\partial_{\varepsilon,u}^2 \mathbb{U}_2(0, \underline{U}_0) = \frac{1}{u} \begin{bmatrix} \dot{\tau} \\ 0 \\ \dot{v} \\ \dot{s} \end{bmatrix}, \quad -\frac{\dot{v}}{c_1} = M_1 \alpha_0 + \beta \alpha_-,$$

where $\dot{\tau}, \dot{v}, \dot{s}$ are the first, third and fourth coordinates of the vector \dot{U}_2 and are given in (3.28) or (3.29). This already simplifies (3.33) into

$$(3.34) \quad \frac{1}{c_1} \partial_{\varepsilon,u}^2 \delta(0, \underline{U}_0) = 2 M_1 \alpha_0 + \beta \alpha_- - \frac{M_1 - \beta}{\sqrt{1 - \beta^2}} c_1 \partial_u \lambda(0, \underline{U}_0) + \frac{\alpha_-}{c_1} \det |\mathbf{u}_1, \partial_u \mathcal{R}(\underline{U}_1)|.$$

Differentiating now the pressure equality (3.21) with respect to ε and u , we get

$$-\frac{c_1^2}{\tau_1} \tau(\partial_{\varepsilon,u}^2 \mathbb{U}_2(0, \underline{U}_0)) + \frac{c_1^2}{\tau_1} \partial_u \lambda(0, \underline{U}_0) + \frac{\Gamma_1 T_1}{\tau_1} s(\partial_{\varepsilon,u}^2 \mathbb{U}_2(0, \underline{U}_0)) = 0,$$

or equivalently (here we use the expression of $\partial_{\varepsilon,u}^2 \mathbb{U}_2(0, \underline{U}_0)$ and (2.9) with $z = 0, \eta = 1$ and $\chi = 1$)

$$c_1 \partial_u \lambda(0, \underline{U}_0) = \frac{1}{u c_1} \left(\frac{c_1^2}{\tau_1} \dot{\tau} - \Gamma_1 T_1 \dot{s} \right) = \frac{v_1}{u c_1} \dot{v} - \frac{v_1}{c_1} \left(1 - \frac{\tau_1}{\tau_0} \right) = \frac{1}{\Upsilon} (M_1^2 \alpha_0 + M_1 \beta \alpha_-) + \frac{M_1 \nu}{1 + \nu}.$$

This simplifies (3.34) into

$$\begin{aligned} \frac{1}{c_1} \partial_{\varepsilon,u}^2 \delta(0, \underline{U}_0) &= 2 M_1 \alpha_0 + \beta \alpha_- + \frac{M_1 - \beta}{1 - M_1 \beta} (M_1^2 \alpha_0 + M_1 \beta \alpha_-) - \frac{M_1 \nu (M_1 - \beta)}{(1 + \nu) \sqrt{1 - \beta^2}} \\ &\quad + \frac{\alpha_-}{c_1} \det |\mathbf{u}_1, \partial_u \mathcal{R}(\underline{U}_1)|, \end{aligned}$$

that is, after a little bit of factorizations

$$(3.35) \quad \frac{1}{c_1} \partial_{\varepsilon,u}^2 \delta(0, \underline{U}_0) = \frac{M_1 (2 + M_1^2) - 3 M_1^2 \beta}{1 - M_1 \beta} \alpha_0 + \frac{1 + M_1^2 - 2 M_1 \beta}{1 - M_1 \beta} \beta \alpha_- - \frac{M_1 \nu (M_1 - \beta)}{(1 + \nu) \sqrt{1 - \beta^2}} + \frac{\alpha_-}{c_1} \det |\mathbf{u}_1, \partial_u \mathcal{R}(\underline{U}_1)|.$$

Using (3.18), we now differentiate the definition (3.19) with respect to u and get

$$\partial_u \mathcal{R}(\underline{U}_1) = -\frac{c_1 \sin \Psi_0}{\sqrt{u^2 + v_1^2 - c_1^2}} \begin{bmatrix} 0 \\ \cos \Psi_0 \\ \sin \Psi_0 \\ 0 \end{bmatrix} = \frac{1 - \beta^2}{M_1 - \beta} \begin{bmatrix} 0 \\ \beta \\ -\sqrt{1 - \beta^2} \\ 0 \end{bmatrix}.$$

Incorporating this last expression in (3.35), we obtain

$$(3.36) \quad \frac{1}{c_1} \partial_{\varepsilon, u}^2 \delta(0, \underline{U}_0) = \frac{M_1 (2 + M_1^2) - 3 M_1^2 \beta}{1 - M_1 \beta} \alpha_0 + \frac{1 + M_1^2 - 2 M_1 \beta}{1 - M_1 \beta} \beta \alpha_- \\ + \frac{1 - \beta^2}{M_1 - \beta} \alpha_- - \frac{M_1 \nu (M_1 - \beta)}{(1 + \nu) \sqrt{1 - \beta^2}}.$$

We now use the expressions of α_0 and α_- in (3.31) and derive the final expression

$$\frac{1 + \nu}{\nu v_1 \sqrt{1 - \beta^2}} \partial_{\varepsilon, u}^2 \delta(0, \underline{U}_0) \\ = \frac{1 + M_1^2 - 2 M_1 \beta}{(M_1 - \beta) (1 - M_1 \beta)} + \nu M_1 \frac{M_1 (3 + M_1^2) \beta^2 - 2 (1 + 3 M_1^2) \beta + M_1 (3 + M_1^2)}{(M_1 - \beta) (1 - M_1 \beta) (1 + M_1^2 - 2 M_1 \beta)}.$$

Recalling that M_1 belongs to $(0, 1)$ and that β belongs to $(-1, M_1)$, we see that up to a nonzero multiplicative factor, $\partial_{\varepsilon, u}^2 \delta(0, \underline{U}_0)$ can be written as $\Omega_0 + \nu M_1 \Omega_1$ where both Ω_0 and Ω_1 are positive quantities. Consequently, we have $\partial_{\varepsilon, u}^2 \delta(0, \underline{U}_0) \neq 0$ and we can apply the implicit function Theorem to the function $\tilde{\delta}$. We can therefore construct a smooth function $U_0(\varepsilon)$ of the form (3.3) such that $\delta(\varepsilon, U_0(\varepsilon)) = 0$ for all ε close to 0.

Since the velocities of the two states $\mathbb{U}_2(\varepsilon, U_0(\varepsilon))$ and $\mathbb{U}_3(\varepsilon \lambda(\varepsilon, \mathbb{U}_1(U_0(\varepsilon))), \mathbb{U}_1(U_0(\varepsilon)))$ are collinear and close to \mathbf{u}_1 , we can determine the angle $\Phi(\varepsilon)$, close to Φ_0 , as their common argument and therefore determine the location of the contact discontinuity $\mathbf{CD}(\varepsilon)$.

• Step 5. Conclusion.

It remains to verify that the corresponding four wave pattern which we have just constructed defines a Mach stem for any *positive* ε . For the sake of clarity, let us denote

$$U_1(\varepsilon) := \mathbb{U}_1(U_0(\varepsilon)), \quad U_2(\varepsilon) := \mathbb{U}_2(\varepsilon, U_0(\varepsilon)), \quad U_3(\varepsilon) := \mathbb{U}_3(\varepsilon \lambda(\varepsilon, U_0(\varepsilon)), U_1(\varepsilon)).$$

We also define the angle

$$\Psi(\varepsilon) := \Psi(U_1(\varepsilon), U_3(\varepsilon)),$$

which represents the location of the discontinuity between $U_1(\varepsilon)$ and $U_3(\varepsilon)$. All these functions are defined on a common interval $[-\varepsilon_0, \varepsilon_0]$ and are smooth functions of ε on that interval.

Recalling that the vector $U_0(\varepsilon)$ is of the form (3.3), we compute

$$U_0'(0) = (0, u'(0), 0, 0), \quad U_1'(0) = (0, u'(0), 0, 0), \\ U_3'(0) = (\alpha_- \tau_1, \alpha_- c_1 \sin \Psi_0 + u'(0), -\alpha_- c_1 \cos \Psi_0, 0),$$

where we have used the relation $\partial_u \mathbb{U}_1(\underline{U}_0) = (0, 1, 0, 0)$, (3.32), (3.19) and the properties of \mathbb{U}_3 .

We know that the states $U_0(\varepsilon)$ and $U_1(\varepsilon)$ satisfy the Rankine-Hugoniot jump relations across $\mathbf{S}_2(\varepsilon) = \{x_2 = 0\}$. Similarly $U_0(\varepsilon)$ and $U_2(\varepsilon)$ satisfy the Rankine-Hugoniot jump relations across $\mathbf{S}_1(\varepsilon) = \{\sin \varepsilon x_1 + \cos \varepsilon x_2 = 0\}$. Since the reference state (2.3) satisfies (2.4), the discontinuities $\mathbf{S}_1(\varepsilon)$ and $\mathbf{S}_2(\varepsilon)$ are necessarily shock waves with $U_0(\varepsilon)$ being the state ahead of the shock. We also know from our previous construction that the states $U_2(\varepsilon)$ and $U_3(\varepsilon)$ are connected by a contact discontinuity, which we denote $\mathbf{CD}(\varepsilon)$, whose angle $\Phi(\varepsilon)$ is close to Φ_0 . The causality conditions are easily verified since we have

$$\mathbf{u}_1 \cdot (\cos \Phi_0, \sin \Phi_0) = |\mathbf{u}_1| > 0, \quad \mathbf{u}_1 \cdot (\cos \Psi_0, \sin \Psi_0) = \sqrt{\bar{u}^2 + v_1^2 - c_1^2} > 0,$$

by the definition of the angles Φ_0 and Ψ_0 . By continuity of the states $U_1(\varepsilon)$, $U_2(\varepsilon)$, $U_3(\varepsilon)$ with respect to ε , we thus have

$$\mathbf{u}(U_2(\varepsilon)) \cdot (\cos \Phi(\varepsilon), \sin \Phi(\varepsilon)) > 0, \quad \mathbf{u}(U_1(\varepsilon)) \cdot (\cos \Psi(\varepsilon), \sin \Psi(\varepsilon)) > 0,$$

for all ε (up to restricting the interval $[-\varepsilon_0, \varepsilon_0]$).

The only remaining fact to clarify is to determine whether the discontinuity $\mathbf{S}_3(\varepsilon)$ that connects the states $U_1(\varepsilon)$ and $U_3(\varepsilon)$ is a shock wave. This is where the sign condition on ε will arise, as in [MR84]. Let us introduce the function

$$\begin{aligned} \mathbb{F}(\Psi, U) &:= \det \left(-\sin \Psi A_1(U, U) + \cos \Psi A_2(U, U) \right) \\ &= \det P(U)^{-1} \left(-\sin \Psi u + \cos \Psi v \right)^2 \left(-\sin \Psi u + \cos \Psi v - c \right) \left(-\sin \Psi u + \cos \Psi v + c \right). \end{aligned}$$

This function vanishes at $(\Psi_0, \underline{U}_1)$ because of the factor $-\sin \Psi u + \cos \Psi v + c$. All other factors are nonzero at $(\Psi_0, \underline{U}_1)$. Differentiating with respect to ε the relation

$$\det \left(-\sin \Psi(\varepsilon) A_1(U_1(\varepsilon), U_3(\varepsilon)) + \cos \Psi(\varepsilon) A_2(U_1(\varepsilon), U_3(\varepsilon)) \right) = 0,$$

and using the symmetry of A_1, A_2 with respect to U_1, U_3 , see (3.16), we end up with the relation

$$\partial_\Psi \mathbb{F}(\Psi_0, \underline{U}_1) \Psi'(0) + \frac{1}{2} d_U \mathbb{F}(\Psi_0, \underline{U}_1) \cdot (U_1'(0) + U_3'(0)) = 0.$$

Using the decomposition of \mathbb{F} as a product and the expressions of $U_1'(0)$ and $U_3'(0)$, we obtain the relation

$$(3.37) \quad \sqrt{\bar{u}^2 + v_1^2 - c_1^2} \Psi'(0) + \sin \Psi_0 u'(0) = -\frac{1}{2} \alpha_- c_1 \mathcal{G}_1, \quad \mathcal{G}_1 := -\frac{\tau_1}{2} \frac{\partial_{\tau\tau\tau}^3 e(\tau_1, s_1)}{\partial_{\tau\tau}^2 e(\tau_1, s_1)},$$

which connects the derivative $\Psi'(0)$ of the angle $\Psi(\varepsilon)$ with the first order variation $u'(0)$ of the state $U_0(\varepsilon)$. Let us observe that because of our assumptions on the equation of state, \mathcal{G}_1 is a positive quantity (this quantity is a measure of the genuine nonlinearity of the characteristic fields associated with the acoustic waves, see [MP89]).

We can now verify that the discontinuity $\mathbf{S}_3(\varepsilon)$ is a shock wave for any sufficiently small $\varepsilon > 0$. Indeed, the only thing to verify is that Lax shock inequalities

$$\frac{\mathbf{u}(U_1(\varepsilon)) \cdot (\sin \Psi(\varepsilon), -\cos \Psi(\varepsilon))}{c(U_1(\varepsilon))} > 1 > \frac{\mathbf{u}(U_3(\varepsilon)) \cdot (\sin \Psi(\varepsilon), -\cos \Psi(\varepsilon))}{c(U_3(\varepsilon))},$$

are satisfied for any sufficiently small $\varepsilon > 0$. Using the expressions of $U_1'(0)$ and $U_3'(0)$, we compute

$$\begin{aligned} \frac{d}{d\varepsilon} \left(\mathbf{u}(U_1(\varepsilon)) \cdot (\sin \Psi(\varepsilon), -\cos \Psi(\varepsilon)) - c(U_1(\varepsilon)) \right) \Big|_{\varepsilon=0} &= \sqrt{\bar{u}^2 + v_1^2 - c_1^2} \Psi'(0) + \sin \Psi_0 u'(0) \\ &= -\frac{1}{2} \alpha_- c_1 \mathcal{G}_1, \end{aligned}$$

where we have used (3.37), and we also compute¹³

$$\begin{aligned} \frac{d}{d\varepsilon} \left(\mathbf{u}(U_3(\varepsilon)) \cdot (\sin \Psi(\varepsilon), -\cos \Psi(\varepsilon)) - c(U_3(\varepsilon)) \right) \Big|_{\varepsilon=0} &= \sqrt{\bar{u}^2 + v_1^2 - c_1^2} \Psi'(0) + \sin \Psi_0 u'(0) + \alpha_- c_1 \mathcal{G}_1 \\ &= \frac{1}{2} \alpha_- c_1 \mathcal{G}_1, \end{aligned}$$

where we have used (3.37) again. We observe from the expression (3.31) that α_- is negative (recall that the parameter ν in (2.16) is positive), and since \mathcal{G}_1 is positive, we thus have

$$\begin{aligned} \frac{d}{d\varepsilon} \left(\mathbf{u}(U_1(\varepsilon)) \cdot (\sin \Psi(\varepsilon), -\cos \Psi(\varepsilon)) - c(U_1(\varepsilon)) \right) \Big|_{\varepsilon=0} &> 0, \\ \frac{d}{d\varepsilon} \left(\mathbf{u}(U_3(\varepsilon)) \cdot (\sin \Psi(\varepsilon), -\cos \Psi(\varepsilon)) - c(U_3(\varepsilon)) \right) \Big|_{\varepsilon=0} &< 0, \end{aligned}$$

which implies that Lax shock inequalities are satisfied for the discontinuity $\mathbf{S}_3(\varepsilon)$ for any sufficiently small $\varepsilon > 0$. This completes the proof of Theorem 3.1. \square

References

- [BE92] A. A. Barmin and S. A. Egorushkin. Stability of shock waves. *Adv. Mech.*, 15(1-2):3–37, 1992.
- [BGRSZ02] S. Benzoni-Gavage, F. Rousset, D. Serre, and K. Zumbrun. Generic types and transitions in hyperbolic initial-boundary-value problems. *Proc. Roy. Soc. Edinburgh Sect. A*, 132(5):1073–1104, 2002.
- [BGS07] S. Benzoni-Gavage and D. Serre. *Multidimensional hyperbolic partial differential equations*. Oxford Mathematical Monographs. Oxford University Press, 2007.
- [CW17] J.-F. Coulombel and M. Williams. The Mach stem equation and amplification in strongly nonlinear geometric optics. *Amer. J. Math.*, 139(4):967–1046, 2017.
- [D’y54] S. P. D’yakov. On the stability of shock waves. *Ž. Eksper. Teoret. Fiz.*, 27:288–295, 1954.
- [Erp62] J. Erpenbeck. Stability of step shocks. *Phys. Fluids*, 5(10):1181–1187, 1962.
- [HM98] L. R. F. Henderson and R. Menikoff. Triple-shock entropy theorem and its consequences. *J. Fluid Mech.*, 366:179–210, 1998.
- [Lax57] P. D. Lax. Hyperbolic systems of conservation laws. II. *Comm. Pure Appl. Math.*, 10:537–566, 1957.

¹³Here we use the relation $\partial c / \partial \tau = (1 - \mathcal{G}) c / \tau$.

- [Maj83a] A. Majda. The existence of multidimensional shock fronts. *Mem. Amer. Math. Soc.*, 43(281), 1983.
- [Maj83b] A. Majda. The stability of multidimensional shock fronts. *Mem. Amer. Math. Soc.*, 41(275), 1983.
- [MP89] R. Menikoff and B. J. Plohr. The Riemann problem for fluid flow of real materials. *Rev. Modern Phys.*, 61(1):75–130, 1989.
- [MR83] A. Majda and R. Rosales. A theory for spontaneous Mach stem formation in reacting shock fronts. I. The basic perturbation analysis. *SIAM J. Appl. Math.*, 43(6):1310–1334, 1983.
- [MR84] A. Majda and R. Rosales. A theory for spontaneous Mach-stem formation in reacting shock fronts. II. Steady-wave bifurcations and the evidence for breakdown. *Stud. Appl. Math.*, 71(2):117–148, 1984.
- [Ser00] D. Serre. *Systems of conservation laws. 2*. Cambridge University Press, Cambridge, 2000.
- [Ser01] D. Serre. La transition vers l’instabilité pour les ondes de choc multi-dimensionnelles. *Trans. Amer. Math. Soc.*, 353(12):5071–5093, 2001.
- [SF75] G. W. Swan and G. R. Fowles. Shock wave stability. *Phys. Fluids*, 18(1):28–35, 1975.
- [Zum04] K. Zumbrun. Stability of large-amplitude shock waves of compressible Navier-Stokes equations. In *Handbook of mathematical fluid dynamics. Vol. III*, pages 311–533. North-Holland, 2004. With an appendix by H. K. Jenssen and G. Lyng.