



HAL
open science

Enhancement of mixing by rodlike polymers

Stefano Musacchio, Dario Vincenzi, Massimo Cencini, Emmanuel L C Vi M
Plan

► **To cite this version:**

Stefano Musacchio, Dario Vincenzi, Massimo Cencini, Emmanuel L C Vi M Plan. Enhancement of mixing by rodlike polymers. *European Physical Journal E: Soft matter and biological physics*, 2018, 41 (7). hal-01834244

HAL Id: hal-01834244

<https://hal.science/hal-01834244>

Submitted on 10 Jul 2018

HAL is a multi-disciplinary open access archive for the deposit and dissemination of scientific research documents, whether they are published or not. The documents may come from teaching and research institutions in France or abroad, or from public or private research centers.

L'archive ouverte pluridisciplinaire **HAL**, est destinée au dépôt et à la diffusion de documents scientifiques de niveau recherche, publiés ou non, émanant des établissements d'enseignement et de recherche français ou étrangers, des laboratoires publics ou privés.

Enhancement of mixing by rodlike polymers

Stefano Musacchio and Dario Vincenzi
Université Côte d'Azur, CNRS, LJAD, Nice, France

Massimo Cencini
*Istituto dei Sistemi Complessi, CNR, via dei Taurini 19,
00185 Roma, Italy and INFN, Sezione di Roma Tor Vergata,
via della Ricerca Scientifica 1, 00133 Roma, Italy.*

Emmanuel L.C. VI M. Plan
Rudolf Peierls Centre for Theoretical Physics, University of Oxford, Oxford OX1 3PU, UK

We study the mixing of a passive scalar field dispersed in a solution of rodlike polymers in two dimensions, by means of numerical simulations of a rheological model for the polymer solution. The flow is driven by a parallel sinusoidal force (Kolmogorov flow). Although the Reynolds number is lower than the critical value for inertial instabilities, the rotational dynamics of the polymers generates a chaotic flow similar to the so-called elastic-turbulence regime observed in extensible polymer solutions. The temporal decay of the variance of the scalar field and its gradients shows that this chaotic flow strongly enhances mixing.

I. INTRODUCTION

The mixing properties of laminar flows are generally poor. In microfluidic applications, where the Reynolds numbers are typically very low, various methods have been developed to enhance the mixing efficiency of the flow. These include the design of grooved walls, the introduction of obstacles, the use of a local forcing, or the addition of *extensible* polymers (*e.g.*, Ref. [1]). In this latter case, elastic stresses can generate instabilities at vanishing fluid inertia that in turn lead to a chaotic flow known as elastic turbulence [2, 3]. It was shown in Ref. [4] that a regime with features similar to those of elastic turbulence can also be obtained via the addition of rigid *rodlike* polymers, *i.e.* polymer stretching is not essential for the generation of a chaotic flow at small Reynolds numbers.

The system considered in Ref. [4] is a dilute solution of rodlike polymers driven by a sinusoidal parallel body force (the Kolmogorov force) at a Reynolds number lower than the critical value for inertial hydrodynamic instabilities. A similar setting was used previously to study elastic turbulence induced by extensible polymer solutions [5]. For low rodlike polymer concentrations, the flow is laminar and only displays small deviations from the Newtonian regime. However, when the concentration is increased beyond a critical value, the flow becomes chaotic, the streamlines oscillate and thin vorticity filaments form. An inspection of the snapshots of the vorticity and polymer-orientation fields show that perturbations in the flow are associated with strong deviations of the polymer orientation from the mean-flow direction. The kinetic energy fluctuates around a stationary value lower than that of the laminar case and the mean power required to maintain the mean flow grows with the concentration, which signals a corresponding increase of the kinetic-energy dissipation. In this regime, the Reynolds

stress is negligible compared to the polymer and viscous ones. In particular, the polymer stress increases as a function of polymer concentration. Thus, the chaotic dynamics is entirely due to the rotation of polymers, while fluid inertia plays no role. This is further confirmed by the analysis of the kinetic-energy balance in Fourier space. The nonlinear coupling between different Fourier modes due to inertia is indeed negligible; the dynamics of the flow rather results from a scale-by-scale balance between polymer transfer and viscous dissipation. Finally, the kinetic-energy spectrum displays a power law $k^{-\alpha}$ with $\alpha \leq 3$, where k is the wave number. A large number of Fourier modes are thus excited, but the energy is concentrated on the large scales and fluctuations decay rapidly with the wave number. It should be noted that the exponent α is not universal, since it depends on polymer concentration and the details of the forcing.

Even though the chaotic regime described above is not generated by polymer stretching, it is similar to elastic turbulence in solutions of extensible polymers. The goal of this paper is to show that the addition of rodlike polymers can be effectively used to enhance mixing at small Reynolds numbers.

II. PASSIVE-SCALAR DISPERSION IN A SOLUTION OF RODLIKE POLYMERS

The mixing efficiency of a flow can be quantified by studying its ability to disperse a passive scalar field, such as a colorant injected in the fluid.

We consider a scalar field $\theta(\mathbf{x}, t)$ with diffusivity D in a two-dimensional solution of rodlike polymers. The dynamics of θ is ruled by the advection-diffusion equation

$$\partial_t \theta + \mathbf{u} \cdot \nabla \theta = D \Delta \theta, \quad (1)$$

with $\mathbf{u}(\mathbf{x}, t)$ being the incompressible velocity field of the




FIG. 1: Snapshots of the passive scalar field $\theta(\mathbf{x}, t)$ at $t = 0, 0.6, 1.2$ (from left to right) for $\eta_p = 0$ (top) and $\eta_p = 5$ (bottom) and initial condition B. Here $Pe = 1000$.

solution. The polymer phase is described by the unit-trace symmetric tensor field $\mathbf{R}(\mathbf{x}, t)$, the first eigenvector of which yields the average orientation of polymers in a volume element centred at \mathbf{x} at time t . In Doi and Edwards' decoupling approximation the fluid and polymer phases evolve according to the following equations [6]:

$$\partial_t \mathbf{u} + \mathbf{u} \cdot \nabla \mathbf{u} = -\nabla p + (\nu + \nu_p) \Delta \mathbf{u} + 6\nu \eta_p \nabla \cdot [(\nabla \mathbf{u} : \mathbf{R}) \mathbf{R}] + \mathbf{f}, \quad (2)$$

$$\partial_t \mathbf{R} + \mathbf{u} \cdot \nabla \mathbf{R} = (\nabla \mathbf{u}) \mathbf{R} + \mathbf{R} (\nabla \mathbf{u})^\top - 2(\nabla \mathbf{u} : \mathbf{R}) \mathbf{R} - 2\alpha(2\mathbf{R} - \mathbf{I}), \quad (3)$$

where $(\nabla \mathbf{u})_{ij} = \partial u_i / \partial x_j$, p is pressure, ν is the kinematic viscosity of the solvent, \mathbf{I} is the identity matrix, and ν_p and α are proportional to the orientational diffusivity of polymers. In numerical simulations a diffusive term $\kappa \Delta \mathbf{R}$ (we used $\kappa = 3 \times 10^{-3}$) is added to Eq. (3) in order to improve stability [7]. The parameter η_p determines the coupling between the polymer phase and the fluid and is an increasing function of the polymer concentration. The values of η_p considered here ($\eta_p \leq 5$) correspond

to a dilute solution [4, 8]. The above polymer model was studied extensively in the turbulent-drag-reduction regime at high Reynolds number [9].

The system is driven by the Kolmogorov force $\mathbf{f}(\mathbf{x}) = (0, F \sin(Kx))$, where F and K are the amplitude and the wave number of the force, respectively. In the Newtonian case ($\eta_p = 0$), the Navier–Stokes equations admit the laminar solution $\mathbf{u}(\mathbf{x}) = (0, U_0 \sin(Kx))$ with $U_0 = F/\nu K^2$. This solution is stable if the Reynolds number $Re = U_0/\nu K$ is smaller than the critical value $Re_c = \sqrt{2}$ (e.g., Ref. [10]). In the following, we take $Re = 1 < Re_c$ in order to ensure that inertial effects are negligible and that the chaotic regime arises solely from the rotational dynamics of the rodlike polymers.

Equations (1), (2) and (3) are solved on a $2\pi \times 2\pi$ -domain periodic in both directions by using a 1/2-dealiased pseudospectral method on a grid with 1024^2 mesh points. Time integration is performed via a fourth-order Runge–Kutta scheme. In the numerical simulations presented below, we use $K = 8$, $F = 512$ and $\nu = 1$. The molecular diffusivity is $D = 10^{-3}$ for most of the simulations

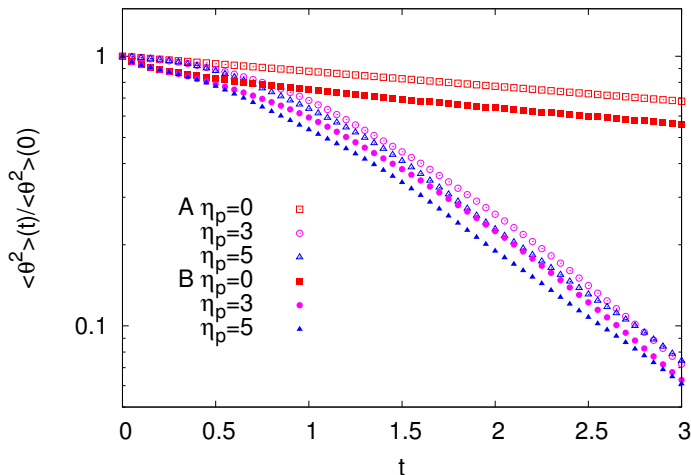


FIG. 2: Temporal decay of the variance $\langle \theta^2 \rangle(t)$, normalized with its initial value at $t = 0$, for $\eta_p = 0$ (squares), $\eta_p = 3$ (circles), $\eta_p = 5$ (triangles), and for initial conditions A (empty symbols) and B (filled symbols). Here $Pe = 1000$.

reported in Sect. III. The corresponding Péclet number $Pe = U_0/KD$ is $Pe = 1000$. For the study of the Péclet number effects we also consider $D = 5 \times 10^{-4}$ ($Pe = 2000$) and $D = 2.5 \times 10^{-4}$ ($Pe = 4000$). In addition, the orientational diffusion of polymers is disregarded (*i.e.*, we take $\nu_p = 0$ and $\alpha = 0$) for two reasons: 1) it is expected to play a minor role in the chaotic regime and 2) we wish to ensure that the chaotic regime is not triggered by Brownian fluctuations.

In the Newtonian case ($\eta_p = 0$), the dynamics of the velocity field is independent of \mathbf{R} and the laminar solution is stable at $Re = 1$. Therefore we simply integrate Eq. (1) with $\mathbf{u}(\mathbf{x}) = (0, U_0 \sin(Kx))$. Conversely, in the non-Newtonian case ($\eta_p > 0$), we performed a preliminary set of simulations by integrating Eqs. (2) and (3) with initial condition for the velocity field obtained as a small perturbation of the Newtonian stable flow and with the components of \mathbf{R} initially distributed randomly. Once the flow has reached the statistically stationary chaotic regime, we start to integrate the dynamics of the scalar field θ .

The initial condition for the scalar field, $\theta(\mathbf{x}, 0)$, is taken independent of y , so that the initial scalar gradient $\nabla\theta$ is oriented in the x direction, *i.e.*, perpendicular to the direction of the laminar flow for $\eta_p = 0$. This choice ensures that the mixing in the absence of polymers is solely due to molecular diffusion. Two different initial conditions are considered: A) the monochromatic function $\theta(\mathbf{x}) = \cos(Kx)$ and B) the step function $\theta(\mathbf{x}) = \text{sign}[\cos(Kx)]$. In both cases we fix $K = 8$, *i.e.*, the same wavenumber of the base flow. For the former initial condition and in the Newtonian case ($\eta_p = 0$), the exponential decay rate of the scalar variance $\langle \theta^2 \rangle(t) \equiv \int \theta^2(\mathbf{x}, t) d\mathbf{x}$ is known analytically as

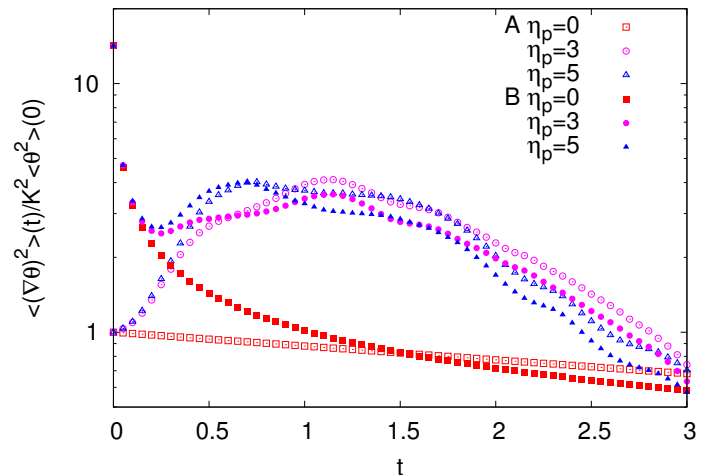


FIG. 3: Temporal evolution of the variance of the scalar gradients, $\langle (\nabla\theta)^2 \rangle(t)$, for $\eta_p = 0$ (squares), $\eta_p = 3$ (circles), $\eta_p = 5$ (triangles), and for initial conditions A (empty symbols) and B (filled symbols). Here $Pe = 1000$.

$\beta_0 = -d \log[\langle \theta^2 \rangle(t)] / dt = 2DK^2$. The latter initial condition is chosen to mimic the experimental setting in which two differently coloured fluids are injected in a microchannel [3].

III. MIXING ENHANCEMENT

In Figure 1 we compare the temporal evolution of the scalar field with and without polymers starting from the initial condition B. In the absence of polymers, molecular diffusion simply blurs the borders between the white and black stripes, and even after a long time the scalar field remains essentially unmixed. Conversely, over a comparable time interval the chaotic flow induced by the rodlike polymers mixes the scalar field efficiently.

To quantify the gain in mixing efficiency, we study the temporal behaviour of the variance of the scalar field and of its gradients. As shown in Fig 2, after an initial transient, the decay rate of $\langle \theta^2 \rangle$ becomes independent of the specific choice of the initial condition. In the Newtonian case, we recover the analytical prediction $\langle \theta^2 \rangle(t) \propto \exp(-\beta_0 t)$. For $\eta_p > 0$, we find that the decay is much faster. The similar decay observed for the cases $\eta_p = 3$ and $\eta_p = 5$ suggests a weak dependence of the decay rate on the concentration of polymers. In Ref. [4], it was found that increasing η_p at fixed forcing amplitude F the resulting chaotic flow displays stronger fluctuations, but the amplitude of the mean flow (which remains sinusoidal) is reduced. Likely, the combined effect of the reduction of the mean flow and the growth of the fluctuations, results in a comparable mixing efficiency for the two cases considered here.

The time behaviour of $\langle \theta^2 \rangle$ is closely related to that of

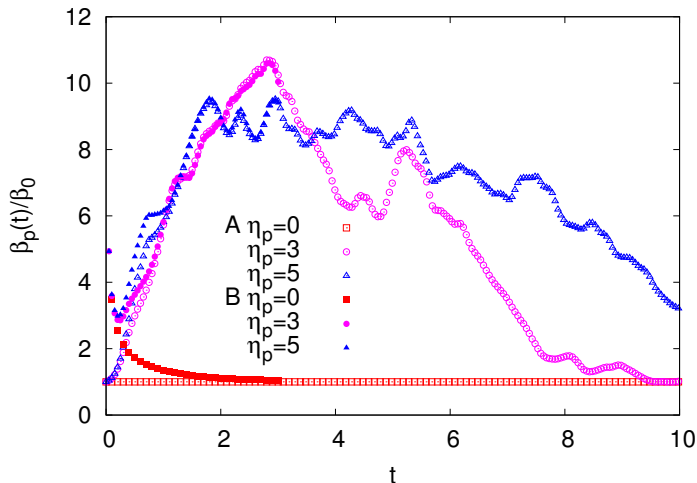


FIG. 4: Instantaneous exponential decay rate $\beta_p(t)$, normalized with $\beta_0 = 2DK^2$, for $\eta_p = 0$ (squares), $\eta_p = 3$ (circles), $\eta_p = 5$ (triangles), and for initial conditions A (empty symbols) and B (filled symbols). Here $Pe = 1000$.

the scalar gradients. In the absence of polymers, $\langle(\nabla\theta)^2\rangle$ asymptotically decays with the same rate as the variance of the field. At short times, however, the decay of $\langle(\nabla\theta)^2\rangle$ depends on the initial condition (Fig. 3). In case A, which is monochromatic, the decay is purely exponential from the beginning, whereas in case B the decay is faster, since each Fourier mode k of the scalar field decays with a different exponential rate $-2Dk^2$. In the presence of polymers and in case A, $\langle(\nabla\theta)^2\rangle$ initially grows because mixing creates thin scalar filaments (the so-called direct cascade of passive scalars); at later times when the gradient scale reaches the diffusive scale we observe a rapid decay, with a rate similar to that of $\langle\theta^2\rangle$, which indicates the increased mixing efficiency of the polymer solution with respect to the Newtonian fluid. Case B is similar to case A, except for an initial transient characterized by the fast diffusive decay of the high Fourier modes of the initial condition.

To accurately measure the asymptotic decay of the scalar variance, it is useful to introduce the instantaneous exponential decay rate

$$\beta_p(t) = -\frac{d}{dt} \log\langle\theta^2\rangle = \beta_0 \frac{\langle(\nabla\theta)^2\rangle}{K^2\langle\theta^2\rangle}. \quad (4)$$

The ratio $\beta_p(t)/\beta_0$ quantifies the increase of the mixing efficiency due to the addition of polymers with respect to molecular diffusion only. As shown in Fig 4, the two initial conditions A and B recover the same values of $\beta_p(t)$ after an initial transient. For $\eta_p = 3$ we observe initially a rapid increase of $\beta_p(t)$, which reaches values much larger than β_0 . However, at long times, when the scalar field is **almost** completely homogenized, $\beta_p(t)$ reduces and eventually returns close to β_0 . For $\eta_p = 5$, after an initial growth similar to the $\eta_p = 3$ case, $\beta_p(t)$ seems to fluctuate

around a constant mean value β_* in the time interval $t \in [2, 4]$. At later times $\beta_p(t)$ decreases, but its decay is slower than for $\eta_p = 3$.

We notice that an exponential decay of the passive scalar variance with a constant rate $\beta_p(t)$ implies that $\langle(\nabla\theta)^2\rangle$ must become proportional to $\langle\theta^2\rangle$, meaning that the typical scale of the scalar gradients, defined as $\ell = [\langle\theta^2\rangle/\langle(\nabla\theta)^2\rangle]^{1/2}$, remains constant. For $\eta_p = 5$ we have that the scale separation between the large scale of the base flow $L_u = 2\pi/K$ and ℓ is $L_u/\ell \simeq 3$ for $t \in [2, 4]$.

Theoretical predictions on the asymptotic decay of the scalar field have been derived by exploiting the relation between the statistics of Lagrangian trajectories and the statistics of the passive scalar [11, 12]. In particular, it has been shown that for smooth, statistically homogeneous and isotropic flows, in the limit $Pe \rightarrow \infty$ and for large times, the moments of the passive scalar decay exponentially as $\langle|\theta|^n\rangle \propto \exp(-\gamma_n t)$, with γ_n linked to the stretching rate statistics. In our notation β_p corresponds to γ_2 . The fact that we observe an exponential decay with constant β_p only for intermediate times could be due to various causes. The mechanism for the exponential decay [11] originates from the chaotic stretching of the passive scalar, which is effective when there is a large scale separation between the typical scale of the flow L_u and the diffusive scale (i.e., in the limit $Pe \rightarrow \infty$). In the following we will show that the asymptotic decrease of $\beta_p(t)$ observed in Fig 4 could be related to the finite values of D required by the numerical simulations. Further, the Kolmogorov flow is neither homogeneous nor isotropic. Moreover, in our case the characteristic large scale of the passive scalar $L_\theta = 2\pi/K$ is equal to that of the base flow L_u . When $L_\theta \sim L_u$ it has been shown that the decay, though still exponential, is dominated by “strange eigenmodes” of the advection-diffusion operator [13], and its connection to the Lagrangian stretching rate becomes more complex [12].

On the basis of the previous observations, we expect that the gain in mixing efficiency due to the addition of polymers should depend on the Péclet number $Pe = U_0/KD$. Increasing Pe at fixed Re reduces β_0 but increases the generation of smaller scales in the scalar field, thus leading to higher values of $\langle(\nabla\theta)^2\rangle$.

In order to investigate the dependence on Pe , we have compared three simulations with initial condition A at $\eta_p = 5$ and $Re = 1$ with different diffusivities: $D = 10^{-3}$ ($Pe = 1000$) $D = 5 \times 10^{-4}$ ($Pe = 2000$) and $D = 2.5 \times 10^{-4}$ ($Pe = 4000$). The decay of the variance for the three cases is shown in Fig. 5. Although an increase of $\langle(\nabla\theta)^2\rangle$ is observed as a function of Pe at all times (see inset of Fig. 5), the decay of $\langle\theta^2\rangle$ is slower at greater Pe because β_0 is reduced. Nevertheless, Fig. 6 shows that the gain in the mixing efficiency increases with Pe . A power-law fit of β_* , obtained by averaging $\beta_p(t)/\beta_0$ in the interval $2.5 < t < 4$, indicates a growth proportional to $Pe^{0.8}$. At present we do not have a clear understanding of this power law dependence. We notice that at increasing Pe , the regime in which $\beta_p(t)$ is almost constant continues

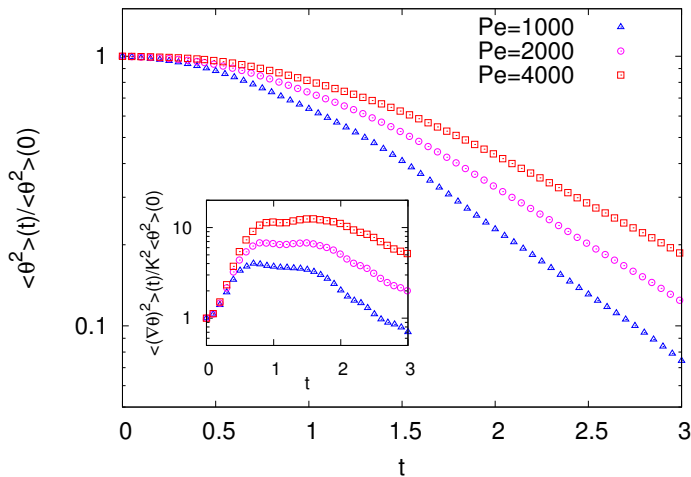


FIG. 5: Temporal evolution of the variance $\langle \theta^2 \rangle(t)$ for $Pe = 1000$ (triangles), $Pe = 2000$ (circles) and $Pe = 4000$ (squares). Here $\eta_p = 5$ and the initial condition is monochromatic (case A). Inset: Temporal evolution of the variance of the scalar gradients $\langle (\nabla \theta)^2 \rangle(t)$.

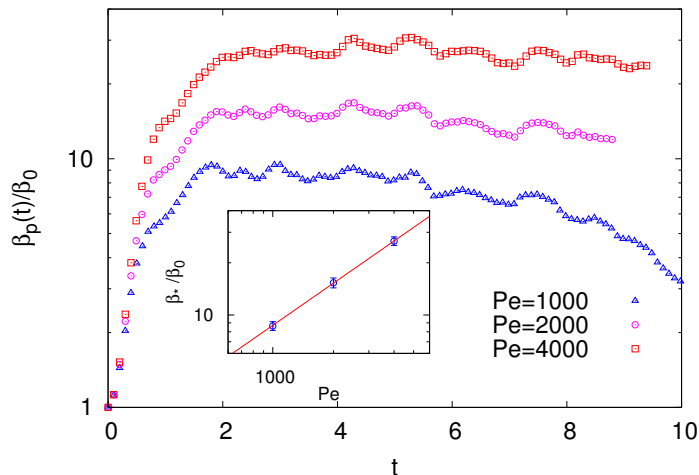


FIG. 6: Instantaneous exponential decay rate $\beta_p(t)$, normalized with $\beta_0 = 2DK^2$, for $Pe = 1000$ (triangles), $Pe = 2000$ (circles) and $Pe = 4000$ (squares). Here $\eta_p = 5$ and the initial condition is monochromatic (case A). Inset: Average exponential decay rate β_* as a function of Pe (circles). The line represents the scaling $Pe^{0.8}$.

for longer times. This suggests that the asymptotic decay of $\beta_p(t)$ might be a finite- Pe effect.

IV. CONCLUSIONS

The addition of rodlike polymers to a low-Reynolds-number Newtonian fluid generates a chaotic flow, similarly to the elastic turbulence regime observed in extensible polymers solutions. We have shown that this regime strongly enhances the mixing of a passive scalar dispersed in the solution. In particular, the variance of the scalar field and of its gradients decays much faster than in the purely diffusive case. Moreover, we found that this effect increases with the Péclet number. In order to quantify the gain in the mixing efficiency we introduced the instantaneous exponential decay rate $\beta_p(t)$. The rapid initial growth of $\beta_p(t)$ to values much higher than the diffusive decay rate β_0 provides a precise measure of the increased mixing. Our results also show that for high Péclet number and high polymer concentrations, the decay of the scalar variance displays an almost exponential regime, in which $\beta_p(t)$ fluctuates around a constant mean value.

Although our study is conducted in an idealized setting, we hope that it can motivate experimental investigations of the gain in mixing efficiency obtained via the addition of rodlike polymers to a Newtonian fluid at low Reynolds number. In future investigations it would also be interesting to compare the gain in the mixing efficiency obtained with rodlike or extensible polymer solutions at similar concentrations.

V. ACKNOWLEDGMENTS

The authors acknowledge the support of the EU COST Action MP 1305 “Flowing Matter”. M.C. was partially supported by Université Côte d’Azur through Investissements d’Avenir UCA ref. ANR-15-IDEX-01.

VI. AUTHOR CONTRIBUTION STATEMENT

All the authors were involved in the preparation of the manuscript. All the authors have read and approved the final manuscript.

[1] T.M. Squires, S.R. Quake, *Rev. Mod. Phys.* **77**, 977 (2005).
 [2] A. Groisman, V. Steinberg, *Nature* **405**, 53 (2000).
 [3] A. Groisman, V. Steinberg, *Nature* **410**, 905 (2001).
 [4] E.L.C. VI M. Plan, S. Musacchio, D. Vincenzi, *Phys. Rev. E* **96**, 053108 (2017).

[5] S. Berti, A. Bistagnino, G. Boffetta, A. Celani, and S. Musacchio. *Phys. Rev. E* **77**, 055306 (2008).
 [6] M. Doi, S.F. Edwards, *The Theory of Polymer Dynamics* (Oxford University Press, Oxford, 1988).
 [7] R. Sureshkumar, A.N. Beris, *J. Non-Newtonian Fluid Mech.* **60**, 53 (1995).

- [8] Y. Amarouchene, D. Bonn, H. Kellay, T.S. Lo, V.S. L'vov, I. Procaccia, *Phys. Fluids* **20**, 065108 (2008).
- [9] I. Procaccia, V.S. L'vov, R. Benzi, *Rev. Mod. Phys.* **80**, 225 (2008).
- [10] S. Musacchio, G. Boffetta, *Phys. Rev. E* **89**, 023004 (2014).
- [11] E. Balkovsky, A. Fouxon, *Phys. Rev. E* **60**, 4164 (1999).
- [12] P.H. Haynes, J. Vanneste, *Phys. Fluids* **17**, 097103 (2005).
- [13] J. Sukhatme, R.T. Pierrehumbert, *Phys. Rev. E* **66**, 056302 (2002).