



HAL
open science

Computer-aided molecular design of alternative solvents based on phase equilibrium synergism in mixtures

Ivonne Rodríguez-Donis, Sophie Thiebaud-Roux, Sophie Lavoine, Vincent Gerbaud

► **To cite this version:**

Ivonne Rodríguez-Donis, Sophie Thiebaud-Roux, Sophie Lavoine, Vincent Gerbaud. Computer-aided molecular design of alternative solvents based on phase equilibrium synergism in mixtures. *Comptes Rendus. Chimie*, 2018, 21 (6), pp.606-621. 10.1016/j.crci.2018.04.005 . hal-01831887

HAL Id: hal-01831887

<https://hal.science/hal-01831887>

Submitted on 6 Jul 2018

HAL is a multi-disciplinary open access archive for the deposit and dissemination of scientific research documents, whether they are published or not. The documents may come from teaching and research institutions in France or abroad, or from public or private research centers.

L'archive ouverte pluridisciplinaire **HAL**, est destinée au dépôt et à la diffusion de documents scientifiques de niveau recherche, publiés ou non, émanant des établissements d'enseignement et de recherche français ou étrangers, des laboratoires publics ou privés.



Open Archive TOULOUSE Archive Ouverte (OATAO)

OATAO is an open access repository that collects the work of Toulouse researchers and makes it freely available over the web where possible.

This is an author-deposited version published in : <http://oatao.univ-toulouse.fr/>
Eprints ID : 20326

To link to this article : DOI: 10.1016/j.crci.2018.04.005
URL : <https://doi.org/10.1016/j.crci.2018.04.005>

To cite this version : Rodríguez-Donis, Ivonne and Thiebaud-Roux, Sophie and Lavoine, Sophie and Gerbaud, Vincent *Computer-aided molecular design of alternative solvents based on phase equilibrium synergism in mixtures*. (2018) *Comptes Rendus Chimie*, 21 (6). 606-621. ISSN 1631-0748

Any correspondence concerning this service should be sent to the repository administrator: staff-oatao@listes-diff.inp-toulouse.fr

Computer-aided product design of alternative solvents based on phase equilibrium synergism in mixtures

Ivonne Rodriguez-Donis ^a, Sophie Thiebaud-Roux ^{a,*}, Sophie Lavoine ^b, Vincent Gerbaud ^c

^a Université de Toulouse, INP, INRA, LCA (Laboratoire de chimie agro-industrielle), 4, allée Émile-Monso, 31030 Toulouse cedex 04, France

^b Charabot-Robertet, 10, avenue Yves-Emmanuel-Baudoin, 06130 Grasse, France

^c Université de Toulouse, INP, UPS, LGC (Laboratoire de génie chimique), 4, Allée Émile-Monso, 31432 Toulouse cedex 04, France

A B S T R A C T

A systematic methodology is proposed to find binary azeotropic mixtures as new alternative solvents for the extraction process of volatile aroma molecules widely used in perfume and cosmetic industries. We investigated the use of the reverse engineering approach with computer-aided product design (CAPD) instead of the traditional “trial and error” approach. First, the design problem is defined from the real functionalities of the classical solvents. The latter are translated into physicochemical properties and the corresponding boundary values for each property are defined. The reverse engineering method coupled with CAPD consists in using optimization techniques for building molecular structures that match as best as possible the complete set of target physicochemical properties, thus defining for each candidate a performance index. Property values are evaluated by using group contribution methods for each molecular structure generated by a CAPD tool or by using database values. Acknowledging the contradictory relationship between two selected physicochemical properties, that is, low boiling temperature and high flash point, which is rarely found in pure components, binary azeotropic mixtures were studied to enhance the global performance of solvent candidates. Dimethyl carbonate used as a solvent for the extraction of aroma molecules from plants exhibits between the boiling temperature and the flash point. It was selected as the key component for designing binary azeotropic mixtures. The global performance of the binary azeotropic mixtures was verified by means of calculations of the vapor–liquid and liquid–liquid equilibrium using modified universal functional activity coefficient (UNIFAC) method as a thermodynamic method.

Keywords:

Alternative solvent
Computer-aided product design
Extraction
Volatile aroma compound
Azeotropic mixture

1. Introduction

All industries are now facing severe environmental constraints imposed by regulations concerning volatile organic compounds (VOCs) and occupational diseases (European directives 2010/75/EC, 2001/81/EC, 2004/73/EC, REACH, Clean air act, etc.). Progressively they are looking

for more sustainable solutions to limit risks and hazards for health and environment. It is also an opportunity for industry to set themselves apart from the competition and to respond to the growing of consumer demands for safer and healthier products. Solvents are the most affected among all commodity chemicals by these regulations [1,2] because of their large-scale use in a significant number of industrial applications. Currently, there are two classes of solvents that are being used in industrial practice: petrochemical-based solvents and solvents from agricultural resources,

* Corresponding author.

E-mail address: sophie.thiebaudroux@ensiacet.fr (S. Thiebaud-Roux).

the so-called “biobased solvents”. Although solvents from oil resources predominate in industrial applications, the chemical industry is willing to implement more sustainable solutions. It concerns especially industries devoted to produce plant-based products in food, cosmetics, fragrances, and pharmaceutical ingredients and where solvent extraction and purification techniques are at the heart of the manufacturing process that need a huge consumption of tailor-made solvents. In particular, *n*-hexane has been used for decades in extraction of aromas in food, cosmetics, fragrances, and pharmaceutical industries [3]. This solvent offers suitable performances because of its low boiling temperature and low polarity. Although many studies have demonstrated the toxic and hazardous effects [4–6], hexane is still the preferred solvent for the extraction of aromatic compounds despite its top-ranking position in the list of the hazardous solvents.

Previous studies have dealt with the *n*-hexane substitution for aroma extraction [6,7], but the screening of nonpolar and polar alternative solvents was carried out using experience-based approach. The main criteria for the solvent screening are based on the calculation of the Hansen solubility parameters (HSPs) allowing the evaluation of the affinity between the solvent and each target molecule contained in agricultural resources. Recently, Sixt et al. [8] highlighted the required coupling of the solvent screening methodology with the process design including all typical unit operations in the manufacturing of natural products. Rigorous modeling of solid–liquid extraction, purification by liquid–liquid extraction, distillation, and crystallization must be related to the physicochemical properties representing the affinity between solvent and solutes. The authors used conductor-like screening model for realistic solvents (COSMO-RS) [9] as a predictive model for computing the solubility of the target molecules in every solvent. However, the initial selection of the solvent candidates was again carried out by an experience-based approach. Because of the heterogeneous composition of the extract from bioresources, the entrainer selection based on the trial and error method is limited and may have missed good candidates. Instead, reverse engineering approaches, like computer-aided molecular design (CAMD), are fit to handle several properties simultaneously and to propose very diverse molecular structures matching the target values of these properties.

Nowadays, CAMD approach has become a standard tool for finding single molecular structures matching target physicochemical properties selected a priori by the end-user [10]. CAMD is based on a reverse engineering approach where a complete set of physicochemical properties is first established, and then the building of molecular structures is guided by the closest matching to these properties. The computer-aided product design (CAPD) tool follows the general methodology of a CAMD tool but considering the mixture as another feasible solution for which the composition of each component is also determined. The increasing application of a CAPD tool for replacing substances highly restricted by registration, evaluation, authorization and restriction of chemicals (REACH) regulations has provided some successful results mainly in designing alternative solvents for zero CFC

refrigerant and biobased polymers [11]. The substitution of hazardous solvents prevails in manufacturing processes such as perfume, cosmetics, pharmaceutical, food ingredient, nutraceutical, biofuel, or fine chemical industries because solvents are widely used in huge amounts for organic synthesis, extraction, purification, and formulation processes. Recent trends in natural product chemistry have essentially focused on finding new technological solutions for reducing the use of solvents or substituting petroleum-based solvents [12–15]. We have recently developed the IBSS CAMD tool (InBioSynSolv) as a new CAPD computational tool to generate virtual molecular structures of promising solvents for a wide application spectrum in process engineering [16]. IBSS CAMD tool optimizes simultaneously the molecular structure of the component as maximizing a global performance function defined as weighted sum of the individual performance of each target property. The main advantage of IBSS CAMD over the well-known computational tool Virtual Product–Process Laboratory [17] lies on the possibility of the design of biobased solvents by fixing a chemical synthon corresponding to a fragment of an existing molecule in nature [18]. Addition and modification of free connections with external chemical groups are carried out during the optimization method of maximizing the global performance function. As a solution, the IBSS CAMD tool provides a list of best candidates including existing or new molecules. If nonadequate solution is found by designing pure components, the problem of substituting a molecule may result in proposing mixtures where synergetic nonideal thermodynamic behavior may improve properties in a nonlinear manner.

In this article, we have taken the advantages of a CAPD approach to design new alternative solvents as part of *n*-hexane substitution to extract a group of typical aroma molecules from agricultural resources that are largely used in perfumery. First, the context of the optimization problem formulation by using the IBSS CAMD tool is described. Second, a set of target physicochemical property values matching the specifications of this project is defined allowing the evaluation of the global performance function for each solvent candidate. To build molecular structures, a set of chemical fragments was selected based on the better promising green solvents reported [19] along with the incorporation of other chemical functional groups for which the fluid global performance was expected to be sensitive. Then the CAPD search was run with the help of the IBSS in-house genetic algorithm optimization technique to build new molecular structures. For each molecule, group contribution models in the IBSS property package library were used to predict the target physicochemical properties and further compute the global performance index. This led to a first list of promising candidates as pure fluids that can be further used as a niche for generating azeotropic mixtures to improve the global performance of the pure component candidates.

2. Problem formulation of a CAPD approach for the design of alternative solvents

The systematic methodology uses the reverse design approach [15,16,20] where the targets of the design

problem are defined a priori and molecular structures that match the specifications are built *in silico*. In pure component design, thousands of candidates are systematically generated and screened. The tailor-made pure component design problem is multiobjective because several properties must be satisfied at the same time. However, the multiobjective optimization problem is converted into a single objective, aiming at maximizing a global performance index, GloPerf objective function (OF) subject to k equality and l inequality constraints on each target property P . The mathematical formulation follows:

$$\text{OF} = \max(\text{GloPerf}(\text{MG}_i, \text{cond}_j)) \quad (1)$$

$$\text{s.t. } P_k(\text{MG}_i, \text{cond}_j) = P_{k,\text{fixed}}$$

$$P_{l,\text{lowerbound}} \leq P_l(\text{MG}_i, \text{cond}_j) \leq P_{l,\text{upperbound}}$$

s.t. constraints on $\text{MG}_i, \text{cond}_j$

The optimization variables are the molecular graph structure MG_i of each pure component and the conditions cond_j . The conditions, cond_j , affect the global performance function GloPerf by imposing conditions under which the properties are calculated, for instance, real operating process conditions such as temperature and/or pressure. The constraints in the optimization variables allow the user to tailor the solvent design by (1) defining the total number of chemical fragments in the molecular structure MG_i and (2) selecting the chemical fragments according to the existing chemical families. Any molecular fragment can be fixed (e.g., by imposing a renewable building block) or left free for the optimization of the whole molecular structure to maximize the OF GloPerf.

The global performance, GloPerf, is formulated as the product of a penalty function and of a weighted sum of np individual performance ProPerf _{p} with weight w_p with respect to each property target.

$$\text{GloPerf}(\text{MG}_i, \text{cond}_j) = \frac{\sum_{p=1}^{np} w_p \times \text{properf}_p(\text{MG}_i, \text{cond}_j)}{\sum_{p=1}^{np} w_p} \quad (2)$$

Each individual performance ProPerf _{p} for the property p , compares the predicted value x by using group contribution methods [21–26] with the targeted value P defined by the user. ProPerf _{p} takes the value 1 if the real value x (experimental or predicted) meets the specification of the target value P . Deviation of the real value x from the target value P is computed by the following Gaussian-type formula:

$$\text{ProPerf}_p(\text{MG}_i, \text{cond}_j) = [\ln(\text{val})] \times \left(\frac{P-x}{\text{tol}}\right)^2 \quad (3)$$

The tolerance parameter tol (mean tolerance) is the deviation from target giving a value of the ProPerf _{p} equal to the val parameter. For a given val ($0 \leq \text{val} \leq 1$), a small tol means a rapid decrease in ProPerf _{p} for the same difference between x and P . The knowledge of the uncertainty of the

corresponding contribution method [24] provides a suitable guide for defining the tol parameter.

The selected search algorithm for a pure component design is the genetic algorithm with elitism policy as earlier proposed by Venkatasubramanian et al. [27] in CAMD. The user defines inherent parameters such as the population size, the elitism value, and all operator probabilities. The initial population of individuals is generated randomly within the predefined constraints on the optimization variables related to MG_i and $\text{MG}_i, \text{cond}_j$. Heintz et al. [16] provided a complete description about the method for the building of fragments from the chemical blocks and the CAPD optimization searching strategy by using the genetic algorithm approach. Some constraints are also included in the searching strategy to delete unrealistic chemical structures from the chemical synthesis point of view.

3. Methodology for designing alternative solvents by CAPD

The systematic methodology consists of five steps and is summarized in Fig. 1.

- Step 1: Definition of the design problem

The specifications of alternative solvents are primarily determined by identifying the key product functionalities of the current solvents to be substituted, for example, n -hexane or other conventional solvents applied for the extraction of aromatic compounds from agroresources.

- Step 2: Conversion of the specifications into physicochemical properties together with their target values

A knowledge-based analysis is commonly used to transform the product specifications into required physicochemical properties. For instance, volatility is related to a low boiling temperature, liquid state means a low melting point along with high critical pressure and temperature, a safe solvent implicates a flash point (FP) higher than 333.15 K, and so forth. Next, taking into account the values of the physicochemical properties of existing solvents, we can define the target values and their feasible range for each property. For example, a reasonable boiling point (BP)

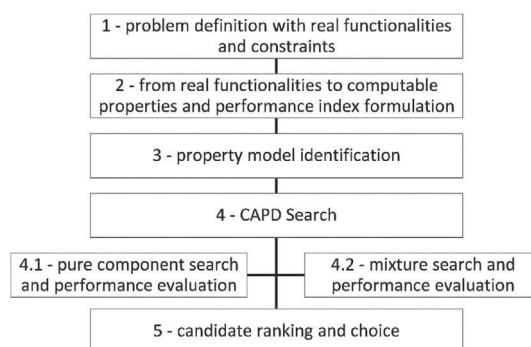


Fig. 1. Systematic methodology based on reverse engineering and CAPD to design alternative solvents.

may lie between 333.15 and 373.15 K. At that time, the type of each individual performance ProPerf_p along with the uncertainty parameters and its weight w_p has to be established for computing GloPerf. Deliberation with the end-user for selecting target values and weights of each property is recommended and can be helped with an appropriate decision-making process applied to CAPD [14,15].

- Step 3: Property model identification for pure component and mixture

For a pure component, the user retrieves the required property models from the IBSS property package library. They should be able to compute properties for a wide diversity of chemical structures by applying quantitative structure–activity relationship models (QSAR)/quantitative structure–property relationship (QSPR) or group contribution models. In this study, only group contribution methods were used and they were selected taking into account their predicting accuracy based on the quality of the suitable databases that have been used to derive them [25]. In the case of the mixtures, nonlinear behavior of properties is expected over the composition range. Nevertheless, for a fast CAPD search, linear mixing rules of pure component properties are preferred at first. Their prediction accuracy is systematically checked afterward with experimental databases or by rigorous calculation of phase equilibria with thermodynamic models for computing BP and FP from vapor–liquid equilibrium (VLE), melting point from solid–liquid equilibrium, and liquid–liquid equilibrium (LLE) at a given or into a range of composition values.

- Step 4: Generation and screening of alternative solvents
 - Step 4.1: Design of alternative solvents as pure components
 - ✓ Step 4.1.1: Molecular design in silico by using IBSS CAMD tool.

Molecular structures of pure components are built as an assembly of basic and complex chemical blocks, which are often similar to some first, second, and third order groups in contribution methods. Hence, their presence in the molecular structure allows cataloging the components into chemical families such as saturated and unsaturated hydrocarbons, alcohols, ethers, esters, ketones, aldehydes, amines, aromatics, polyfunctional molecules, and so forth. The basic chemical groups are selected from a chemical fragment database implemented in the IBSS CAMD tool. New fragments can be readily added to this tool as they are described as connectivity matrices [16]. Some fragments can be imposed in the searched structures, as some users may want to explore the potentiality of existing in-house molecules. Building of molecules is carried out by the random assembling of simple and complex chemical groups and following chemical feasibility rules based on the octet rule. The solution of the optimization problem Eq. 1 by genetic algorithm provides the final list of the best candidates along with the respective value of the OF GloPerf.

- ✓ Step 4.1.2: Ranking of pure component candidates

Step 4.1.1 provides the final list of the best pure candidates. It is recommended at that point to update the value of GloPerf with measured property data when available. Indeed, the molecular design in silico using IBSS CAMD tool can provide existing components in experimental databases or innovative molecular structures.

- Step 4.2: Design of alternative solvents as binary mixtures
 - ✓ Step 4.2.1: Preliminary formulation of suitable binary mixtures from pure components

The pair of pure components is selected following the knowledge-based approach. Typically the most promising pure components from step 4.1 are selected and the properties penalizing the most their performance are identified. Nonideal behavior in a mixture may result in the synergetic effect that might improve the pure component deficient property values when set in a mixture. For example, the formation of binary azeotropic mixture can lower the fluid boiling temperature and the FP as well [28]. It is promoted by close boiling components and the presence of different chemical groups in the molecule. Prausnitz et al. [29] summarized several principles that can be used as a guide for diagnosing the possible formation of a binary azeotropic mixture. These principles are based either on the creation of hydrogen bonding interactions between dissimilar families of compounds or on the disruption of the hydrogen bonds promoting the formation of the minimum boiling azeotropic mixtures.

- ✓ Step 4.2.2: Prediction of physicochemical target properties

For a quick screening of mixture properties, models based on linear mixing rules are implemented in the IBSS CAMD tool. They are further refined with nonlinear models that are more computer intensive because they require for each composition to solve a flash calculation as they are based on thermodynamic models of the phase equilibrium. The assumption of an ideal gas phase is kept and the liquid phase nonideality is assessed by using an activity coefficient model [30]. Computation of the activity coefficient γ was performed using group contribution methods like original UNIFAC and modified UNIFAC. All these models are available in the commercial thermodynamic calculator Simulis Thermodynamics [31].

In this study, thermodynamic VLE-based nonlinear models are used for computing the boiling temperature and the FP, because they are among the key properties for a safe extraction process, solvent recovery, and recycling. The affinity between the binary mixture and the target aromatic compounds is determined by the calculation of the distance between the solvent mixture and the center of Hansen solubility sphere of the aromatic compounds (R_a in Eq. 4). For that, Hansen parameters for binary mixtures are computed as a linear model considering the volume fraction [32].

✓ Step 4.2.3: Ranking of binary mixture candidates

Individual performance ProPerfp and the OF GloPerf were calculated for each mixture allowing the generation of the list of the best mixtures in a decreasing order of GloPerf value.

- Step 5: Ranking of all promising candidates

The final list includes the best candidates for both pure components and binary mixtures. Performance GloPerf can be compared with conventional solvents.

4. Solvent design for extracting aroma molecules from plant materials

4.1. Selection of target aroma molecules

Natural extracts for use in aromas and perfumes are complex substances also called “complex natural substances” and they are present in plants in small quantities. Logically, if a substance is able to have aroma properties, it must have a moderate molecular weight and a high vapor pressure. On the other hand, there is no need for it to have any particular functional groups or to be chemically reactive. Industrial practice for separating these components from plants mostly involves extraction methods mainly using a pure volatile solvent. This extraction technique was frequently carried out in the

first half of the 20th century with petroleum ether (mixture of pentane isomers), benzene, and nowadays solvents such as hexane, cyclohexane, methylene chloride, ethyl acetate, isopropanol, acetone, methanol, or ethanol are conventionally used and then separated by evaporation under vacuum.

Extracts from plants are complex multicomponent mixtures mainly constituted of monoterpenes, sesquiterpenes, and their oxygenated derivatives, together with aliphatic aldehydes, alcohols, and esters. Table 1 displays a list of aromatic molecules mostly contained in plant extracts. The list includes the most current aroma substances in the extracts from roses, jasmines, lavenders, and common gardenias among others [33]. Boiling temperatures were reported in the Handbook of Chemistry and Physics [34], whereas the flash temperatures were found in the Web site www.ChemSpider.com [35]. HSPs (δ_D , δ_P , and δ_H) were taken from published values in the literature [36] allowing the computing of the Hildebrand solubility parameter (δ) as defined by Hansen [37]. Table 1 also shows the predicted values by using the appropriated group contribution methods available in the IBSS CAMD tool, which are all described in Table 2. In general, there is a good agreement between experimental and predicted values for all physicochemical properties.

Fig. 2 displays the molecular structure of each molecule reported in Table 1. Each chemical structure is converted into its simplified molecular input line entry specification (SMILES) notation that can be further fragmented into the corresponding first, second, and third group classes

Table 1
Physicochemical properties of the components in the artificial mixture.

No.	Molecule	BP ^a (K)	BP ^b (K)	FP ^{a,c} (K)	FP ^b (K)	δ_D (MPa) ^{1/2}	δ_P (MPa) ^{1/2}	δ_H (MPa) ^{1/2}	δ (MPa) ^{1/2}
1	α -Pinene	429.45	429.5	306.15	307.6 301.4	17 ^b 16.4 ^d	1.3 1.1	2 2.2	16.5
2	Limonene	447.15	451.9	321.15	318.1 311.4	16.7 ^b 17.2 ^d	2.2 1.8	4.9 4.3	17.8
3	α -Terpinene	447.15	436.3	323.15	313.6 305.1	16.4 ^b	0.7	2.7	16.1
4	Terpinolene	460.15	447.5	337.15	308.2	16.9 ^b	1.8	4.8	17.7
5	Myrcene	444.15	442.9	317.15	271.1 317.5	15.8 ^b	2	4.2	16.5
6	Anethole	505.15	505.6	369.15	325.5 375.2	19.0 ^d 18.6 ^b	4.3 5.2	8.7 6.5	21.3
7	Eucalyptol	449.65	458.9	322.15	304.5 326.9	16.7 ^d 17 ^b	4.6 4	3.4 3.3	17.7
8	Jasmone	531.15	513.6	380.15	379.2	17.1 ^b	5.5	5.9	18.9
9	Fenchone	468.15	472.6	325.15	353.2 344.3	17.2 ^b	8.8	4.2	19.8
10	Camphor	477.15	480.6	337.15	338.7 348	17.8 ^d 17.2 ^b	9.4 8.8	4.7 4.2	20.7
11	Geraniol	502.15	507.2	374.15	350.7 382.1	16.3 ^b	4.1	11.3	20.3
12	Linalool	471.65	486.8	349.15	337.9 365.5	16.2 ^b	3.7 ^d	10.8 ^d	19.8
13	Benzyl acetate	488.15	484.3	368.15	349.8 356.4	18.3 ^d 18.3 ^b	5.7 5.2	6.0 6.1	20.1
14	α -Terpinyl acetate	493.15	508.9	372.15 ^a	346.3 363.6	16.3 ^b	3.6 ^d	4.8 ^d	17.4
15	Linalyl acetate	494.15	505.7	358.15	321.3 363.3	16.0 ^b	4.0 ^d	9.9 ^d	19.2

^a Ref. [34].

^b Models in the IBSS CAMD tool [22,24,25].

^c Ref. [35].

^d Ref. [32].

Table 2
Calculable properties and models for the computation of alternative solvent performance.

Functionality	Calculable property	Target value	Parameters (Eq. 2)	Pure component model/Gaussian function (Eq. 3)
Solvency power	δ_D (MPa) ^{1/2}	$16 < \delta_D < 18$ $\delta_D^{\text{average}} = 17$	$w_p = 0.5$ $\text{val} = 0.8$ $\text{tol} = 0.6$ $\text{val}' = 0.1$ $\text{tol}' = 0.2$	MB2010 [25]
	δ_p (MPa) ^{1/2}	$2 < \delta_p < 6$ $\delta_p^{\text{average}} = 4.1$	$w_p = 1$ $\text{val} = 0.7$ $\text{tol} = 0.5$ $\text{val}' = 0.9$ $\text{tol}' = 0.7$	MB2010 [25]
	δ_H (MPa) ^{1/2}	$4 < \delta_H < 8$ $\delta_H^{\text{average}} = 5.9$	$w_p = 1$ $\text{val} = 0.6$ $\text{tol} = 2$ $\text{val}' = 0.6$ $\text{tol}' = 1$	MB2010 [25]
	Hildebrand solubility	$18 < \delta < 19$ $\delta = 18.6$	$w_p = 1$ $\text{val} = 0.9$ $\text{tol} = 0.6$	$\delta = \sqrt{(\delta_D S)^2 + (\delta_P S)^2 + (\delta_H S)^2}$
	HSP distance Eq. 4	$R_a < 3$ $\delta_D^{\text{solute}} = 17$ $\delta_p^{\text{solute}} = 4.1$ $\delta_H^{\text{solute}} = 5.9$	$w_p = 1$ $\text{val} = 0.9$ $\text{tol} = 0.8$	MB2010 [25]
Medium boiler	BP (K)	$323.15 < \text{BP} < 393.15$	$w_p = 1$ $\text{val} = 0.7$ $\text{tol} = 5$	Hukkerikar et al. [24] Marrero and Gani [21]
Low flammability	FP (K)	$\text{FP} > 296.15$	$w_p = 2$ $\text{val} = 0.6$ $\text{tol} = 8$	Cartoire et al. [23] Hukkerikar et al. [24]
Low water soluble	$\text{Log}(K_w)$ K_w (mg/L)	< 4	$w_p = 0.5$ $\text{val} = 0.85$ $\text{tol} = 0.5$	Marrero and Gani [22]

according to the respective group contribution method. Hence, physicochemical property P can be computed by an IBSS CAMD tool allowing the evaluation of the individual performance ProPerfp and the OF GloPerf.

4.2. Selection of relevant physicochemical properties

The relevant properties P that will drive solvent selection have to be defined. In the case study of the present work, the selection of an alternative solvent is first based upon its ability to solubilize the group of molecules reported in Table 1, which display a variable polarity going

from low polar components as α -pinene to polar components as linalool. The solubilizing capacity of the solvent is evaluated by the R_a , that is, the distance of a solvent from the center of the Hansen solubility sphere of the aroma molecule, given by Eq. 4:

$$R_a = \sqrt{4(\delta_D S - \delta_D M)^2 + (\delta_P S - \delta_P M)^2 + (\delta_H S - \delta_H M)^2} \quad (4)$$

where S refers to the solvent and M refers to each aroma molecule in Table 1.

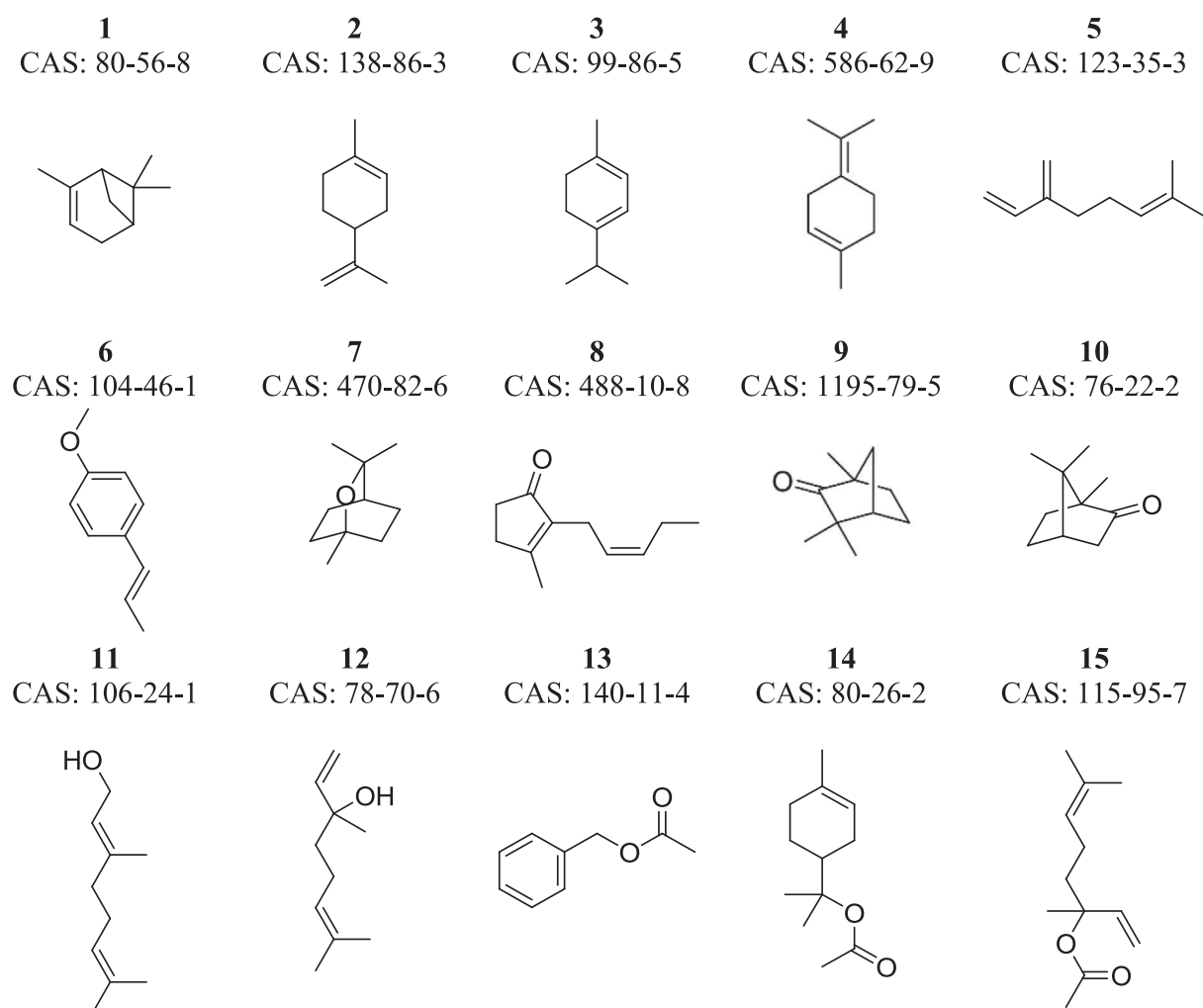


Fig. 2. Chemical structures of target aroma molecules.

The ratio between the distance R_a and the radius R of the solubility sphere of each aroma molecule is called the relative energy difference ($RED = R_a/R$) and allows a fast screening of alternative solvents in the design phase. RED is calculated from the HSPs that are based on the concept that the total cohesive energy density is approximated by the sum of the energy densities required to overcome atomic dispersion forces (δ_D), molecular polar forces arising from dipole moments (δ_P), and hydrogen bonds (exchange of electrons, proton donor/acceptor) between molecules (δ_H). As Eq. 4 follows the classical rule “like dissolve like”, the closer the Hansen parameters δ_D , δ_P , and δ_H between the solvent S and the solute M (R_a approaches to zero), the greater the affinity between S and M . The convenient evaporation of the solvent is another primary property and it is evaluated through the BP value. FP is considered as the most crucial primary property because most of existing solvents with a BP lower than 373.15 K generally exhibit an FP lower than 273.15 K. Water is the well-known exception as a nonflammable and green solvent. As existing solvents

suitable for the extraction of natural products are poorly soluble in water, water solubility is included in the specifications required for the extraction solvent. It can be determined by the widely used parameter $\log(W_s)$ based on a group contribution method [23]. Indeed, water contained in plants can also work as a cosolvent promoting the loss of solvent and the aromatic compounds in the aqueous phase by decantation after the extraction process.

Table 2 displays the relationship between real functionalities expected for the alternative solvent and the associated calculable physicochemical properties. The individual performance $ProPerf_p$ of each target property is computed using the type of Gaussian function (see Eq. 3) and their respective parameters val and tol are also reported in Table 2. We have previously experienced that restricting values for val and tol provide a limited list of promising candidates when solvent screening is carried out using CAMD tools mainly because of the inherent error of the group contribution models in predicting physicochemical properties. The overall error increases along with

the number of target physicochemical properties for a solvent design problem. The weight w_p determines the effect of a given property on the GloPerf OF. Among the eight target properties, the FP is considered the most important for searching of the alternative solvent with w_p equal to 2. Because of the low variable of δ_D among all target molecules with an average value of $\delta_H^{\text{average}} = 16.9$ and the low reliability of the prediction of water solubility $\log(W_s)$, both properties have the lowest w_p corresponding to 0.5. For the remaining properties, w_p is set to unity. The average values of the Hansen parameters δ_D , δ_P , and δ_H reported in Table 2 are used for calculating the R_a distance (Eq. 2) for each solvent candidate. The minimum and maximum values for the selected aroma molecules of δ_P are 0.7 and 9.4 and of δ_H are 1.9 and 11.3. The boundary of the target values for δ_P and δ_H is defined in Table 2 by considering all these features. In the case of δ_P , the individual function ProPerf_p is equal to unity when δ_P of the solvent is between 2 and 6 and δ_H of the solvent is between 4 and 8. The values of the parameters tol and val in Table 2 for δ_P and δ_H provide a ProPerf_p value of zero when δ_P is lower than 1 or higher than 10 and, similarly, if δ_H is lower than 1 or higher than 11.

Good candidates have a BP between 333.15 and 373.15 K and ProPerf_p takes the value of zero for BP of 393.15 K according to the values of the parameters tol and val in Table 2. Estimation of the BP is carried out by using two contribution methods, and the average value is considered for the evaluation of ProPerf_p . Same strategy is used for the prediction of FP. Indeed, a nonflammable solvent has an FP higher than 333.15 K.

As the main aim of this study was to find a middle boiler solvent with a BP lower than 373.5 K, a solvent having an FP between 283.15 and 296.15 K will be considered as an appropriate candidate because it will largely improve the safety of the extraction process with the existing solvents. We set that $\text{ProPerf}_p = 1$ if the $\text{FP} = 296.15$ K because the solvent changes from the highly flammable class to flammable class ($296.15 \text{ K} < \text{FP} < 333.15 \text{ K}$). In the case of water solubility, $\text{ProPerf}_p = 0$ at $\log(W_s) = 7$ because the

corresponding group contribution method can provide some inaccurate results for given chemical structures.

5. Results of alternative solvents as pure components

5.1. Results of alternative solvents suggested in the literature

Previous studies have aimed at replacing *n*-hexane for the extraction of volatile aroma compounds using edible oils [36] and for the extraction of main components in blackcurrant buds [7]. Table 3 displays the global performance index for the main alternative solvents studied in these articles and having a boiling temperature lower than the target value of 393.15 K for substituting *n*-hexane and their main physicochemical properties.

D -Limonene has also been proposed as an alternative solvent for the extraction of aroma compounds from orange peels (*Citrus sinensis* L.), carrots (*Daucus carota*), and caraway seeds (*Carum nigrum*) providing better results than hexane [37]. However, the main drawback of D -limonene is the high boiling temperature imposing a high vacuum condition for its recovery by evaporation, which is why the boiling temperature has been considered among the key properties to be matched in the solvent screening method (see Table 2).

As it can be observed in Table 3, predicted values are in good agreement with experimental results. The higher deviations in BPs and FPs were obtained for isopropanol and dimethyl carbonate (DMC) as it is usual for polar small molecules predicted by group contribution methods [21,22,24]. Hence, the value of the OF global performance displayed in Table 3 (GloPerf) for all solvents was updated by taking into account the experimental values. Hexane is a benchmark apolar solvent having a lowest global performance mainly because of the high deviation of the Hansen parameters δ_P and δ_H from the target values defined in Table 2. Practitioners in specialty industries are aware of this deficiency that limits the extraction yield of polar substances but they may value it because it also limits polar impurities as water. Similarly, alcohols like isopropanol and

Table 3
Target properties and global performance of reported solvents (property units as in Table 1).

Solvent	BP ^a	FP ^a	$\log(W_s)$ ^a	δ_D ^a	δ_P ^a	δ_H ^a	R_a	δ	GloPerf
<i>n</i> -Hexane	348.7	253.8	3.03	15.2	0.8	2	8.3	14.9	0.2504
	341.8 ^b	250.15 ^b	-5.01 ^b	14.9 ^c	0	0			
Ethyl acetate	350.21	264.1	4.36	15.6	6	7.2	3.3	18.4	0.7257
	346.6 ^b	270.15 ^b	-3.10 ^b	15.8 ^c	5.3	7.2			
MeTHF	353.15	260.6	4.02	16.8	5	4	1.8	18.14	0.6808
	351.1 ^b	262.15 ^b	-0.84 ^b	16.9 ^c	5	4.3			
Isopropanol	355.4	265.9	5.27	15.1	8	14.3	11.4	23.58	0.3550
	329.6 ^b	285.15 ^b	>7 ^b	15.8 ^c	6.1	16.4			
Dimethyl carbonate	363.15	262.2	4.89	15.2	8	6.7	4.8	18.7	0.7367
	342.5 ^b	289.15 ^b	-0.9 ^b	15.5 ^c	3.9	9.7			
Butanol	390.81	305.1	4.31	15.6	6.6	15.8	10.4	22.92	0.3897
	389.2 ^b	308.15 ^b	-1.14 ^b	16 ^c	5.7	15.8			
Ethylal	361.1	268.1	4.97	15.3	5.7	4.9	4.4	17.12	0.6185
	361.15 ^b	266.15 ^b	-1.2 ^d	14.87 ^d	4.67	6.95			

^a IBSS CAMD tool.

^b Ref. [33].

^c Ref. [31].

^d Ref. [37].

n-butanol are assessed as rather bad solvents because of the high δ_H value. Ethyl acetate, MeTHF, and ethylal seem to be good solvents because of the proper distance R_a from the average values as it was highlighted by Filly et al. [7] for the extraction of main aromatic compounds in blackcurrant buds. In particular, MeTHF and ethyl acetate showed a similar extraction effectiveness than hexane to get extracts including around 43% of nonoxygenated compounds and 17% of oxygenated compounds. It is known that monoterpene hydrocarbons are less valuable than oxygenated compounds in terms of their contribution to the fragrance of concrete products. DMC exhibits the best global performance and it is extensively applied for the extraction of aromatic molecules [38].

As it can be observed in Fig. 3, most of the aroma molecules constituting our natural extract mixture are located below the discontinuous line ($\delta_P = \delta_H$), hence, the average value of δ_P and δ_H represented in Fig. 3. Moreover, it should be noted that the different values of δ_P and δ_H for the ketones, fenchone, and camphor as compared to jasmone are attributed to the dissimilar molecular structure (see Fig. 2). Analogous behavior arises for acetates (α -terpinyl acetate, linalyl acetate, and benzyl acetate) and ethers (eucalyptol and anethole) indicating the importance of selecting various target compounds for designing new alternative solvents. Ethylal, ethyl acetate, and MeTHF are the closest from the average value of δ_P and δ_H , which may explain that they are considered as very good solvents for aroma extraction [8]. However, the better global performance (GloPerf) of DMC is determined by its higher FP even

if DMC location is further away from the average value of δ_P and δ_H in Fig. 3. Indeed, the main drawback of ethylal, ethyl acetate, and MeTHF is their negative FP decreasing the value of GloPerf. Location of *n*-hexane in Fig. 3 shows the capacity of this solvent for dissolving the apolar aroma compounds as monoterpenes. Conversely, low alcohols such as isopropanol and *n*-butanol allow the solubilization of very polar molecules as water, which is considered as an impurity because it causes liquid–liquid separation and precipitation of aroma molecules.

5.2. Results of new alternative solvents using IBSS CAMD tool

The molecular structure of the new solvent is built from the definition of the list of chemical groups and they are combined in a free manner limited to a maximum of six chemical groups. Table 4 shows the selected chemical groups for generating the molecular structure of the solvent candidates taking into account the number of possible connections for each fragment (N1, one connection; N4, four connections) and the nature of the connection (N1(1), one simple bound; N2(1,2), one simple bound and one double bound). Cyclic molecules can be also built from the list of the fragment having a maximum size of six for the cyclic part and 10 chemical groups for the overall molecule. The following parameters of the genetic algorithm were used for optimizing the OF GloPerf, whereas the molecular structures change between two successive populations: number of generations, 500; population size, 100; elitism, 10; and the probabilities of crossover, mutation, insertion,

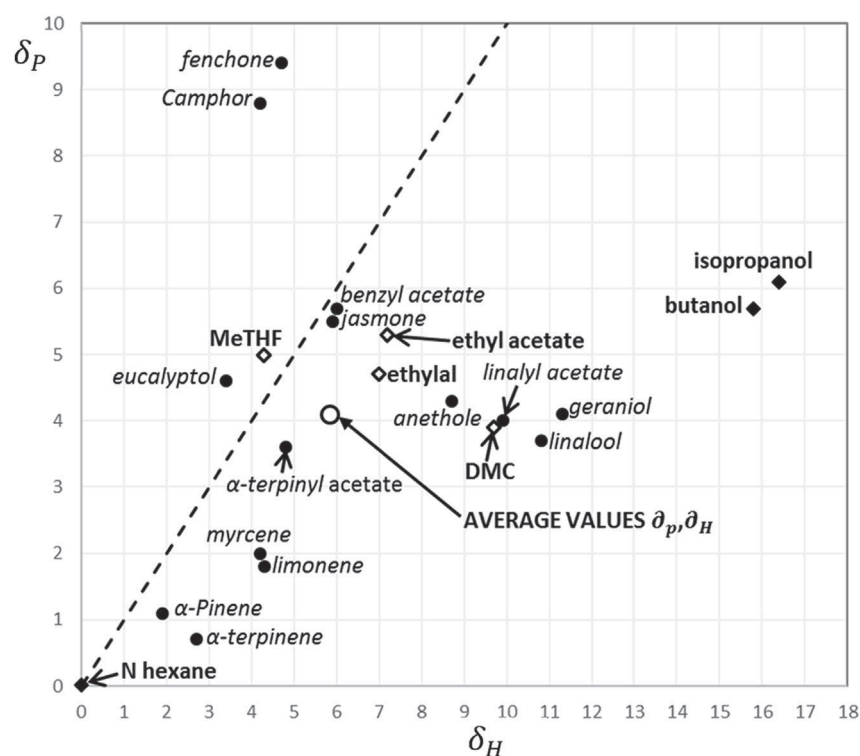


























Fig. 3. Hansen parameters for δ_P and δ_H for target molecules and studied solvents.

Table 4
Chemical groups for building alternative solvents using IBSS CAMD tool.

N1(1)	N2(1,1)	N3(1,1,1)	N4(1,1,1,1)		
$R-CH_3$ $R-NH_2$ $R-OH$    	          	   			
N1(2)	N1(3)	N2(1,2)	N2(1,3)	N2(2,2)	N3(1,1,2)
$R=CH_2$ $R=NH$ $R=O$					

and deletion of chemical groups of 20, 50, 15, and 15, respectively. No penalty related to specific chemical sub-structure is set.

As a result, IBSS CAMD provided a text file where the final population of 500 generated chemical structures is ranked in the decreasing values of the function GloPerf. Values of each target property and its individual performance ProPerf_p are also reported in the result text file. Identification of each component was carried out using chemspider Web site from the chemical structure provided by IBSS CAMD. Table 5 displays the list of the candidates having a GloPerf > 0.7.

Most components in Table 5 include at least an oxygen atom into the linear and the cyclic molecular structure. The majority of candidates belong to the ester chemical family. Good candidates contain nitrogen atom into the linear and the cyclic molecular structure. Some candidates also include double and triple bonds between carbon atoms. The presence of oxygen and nitrogen atoms improves the Hansen parameters of δ_p and δ_H , whereas the presence of nitrogen also increases the FP of the solvent candidate and the presence of the unsaturated carbon chains. No candidate includes a benzene or furan chemical group because of the high boiling temperature of all generated molecules. Indeed, the most appropriate candidate containing a furan group linked to a CH₃ has a value of GloPerf of 0.625 and it is not displayed in Table 5.

The best candidate according to the IBSS CAMD search is the allyl acetate with a GloPerf = 0.778. All candidates in Table 5 have a performance ProPerf_p equal to unity for the BP. However, the lowest average value of the ProPerf_p is 0.0545 associated with the computed FP. Only five candidates have a value of the ProPerf_p higher than 0.1 demonstrating the difficulty of finding low boiling solvents with a FP at least higher than 296.15 K. The five candidates

are allyl acetate, 2,5-dihydro-1H-pyrrole, tetramethyloxirane, ethyl methyl carbonate, and butylmethylamine. The average performance of the properties related to the Hansen parameters as of δ_D , δ_p , δ_H , the Hildebrand solubility δ , and the HSP distance R_a are 0.9123, 0.9860, 0.9967, 0.9565, and 0.9278, respectively. The average performance for the water solubility by the computation of $\log(W_s)$ is 0.9140. However, the tetrahydrofuran is known as being fully soluble in water and the computed value is 4.47 providing a ProPerf_p = 0.8680, which is also the case of butylamine and *sec*-butylamine. Hence, further evaluation of the individual performance ProPerf_p and the global performance can be carried out from existing experimental data or by using more rigorous thermodynamic model, for instance, LLE of a binary mixture with water even using group contribution methods that allow the computing of the mass composition of the solvent in water at a given temperature. This was not done in this article. Anyway, experimental verification of all properties is compulsory for the best candidates.

Fig. 4 displays the location of the Hansen parameters δ_p and δ_H for the 40 pure component candidates. Most of the candidates are located in the region close to the position of ethyl acetate and ethylal, hence close to the location of the average values of δ_p and δ_H . Similarly to the results of the existing solvents in Table 3, candidates with a close location to the average values do not have the best performance with the exception of methyl butanoate (No. 3 in Table 5 and Fig. 4) and the 1-methylvinyl cyclopropane (No. 7 in Table 5 and Fig. 4). The main reason is the low performance in the water solubility as well as in the Hansen parameter δ_D and the associated properties as R_a and Hildebrand solubility. Overall, isopropyl acetate, methyl isobutanoate, and butylmethylamine seem to be good candidates.

Table 5

List of the best solvent candidates provided by an IBSS CAMD tool (unity of property as Table 1).

No.	Candidates	BP	FP	Log(W_s)	δ_D	δ_P	δ_H	R_a	δ	GloPerf
1	Allyl acetate	372.9	280.1	4.1	15.7	5.6	6.7	3.1	17.9	0.778
2	sec-Butyl formate	370.4	277.5	3.9	15.8	4.9	6.9	2.7	17.9	0.764
3	Methyl butanoate	372.7	277.6	4.1	15.7	4.8	6.6	2.8	17.6	0.759
4	Ethyl propanoate	372.7	277.6	4.1	15.6	5.9	6.6	3.4	17.9	0.756
5	2-Methyltetrahydrofuran	350.5	260.5	4.0	16.8	5.0	4.0	2.1	17.9	0.750
6	1,3-Cyclohexadiene	350.7	254.5	3.9	17.2	1.9	4.6	2.6	17.9	0.747
7	1-Methylvinyl cyclopropane	329.7	233.7	3.4	16.5	3.3	5.6	1.3	17.7	0.747
8	Tetrahydropyran	365.1	270.0	4.3	17.1	3.5	4.1	1.9	17.9	0.746
9	sec-Butylamine	332.8	249.4	3.4	15.7	4.6	7.4	3.0	17.9	0.746
10	Methyl cyclopropanecarboxylate	370.0	276.9	4.5	17.1	6.1	6.9	2.2	19.4	0.745
11	Isopropenyl acetate	372.9	272.8	4.0	15.6	5.2	6.6	3.1	17.7	0.744
12	1,2-Epoxybutane	336.9	256.5	4.4	16.3	6.0	4.8	2.6	18.0	0.741
13	3,3-Dimethyloxetane	331.4	242.6	4.4	16.5	5.0	4.4	2.0	17.7	0.741
14	2,5-Dimethylfuran	368.9	265.6	4.4	16.9	5.2	7.3	1.8	19.1	0.741
15	Tetrahydrofuran	324.3	243.3	4.4	16.9	4.2	4.1	1.8	17.8	0.741
16	Propyleneimine	318.7	247.2	4.2	17.3	6.1	6.4	2.1	19.4	0.740
17	2-Methyl-1,3-dioxolane	359.9	273.4	4.3	17.1	6.5	6.3	2.4	19.3	0.739
18	Methyl methacrylate	372.5	268.7	4.2	15.6	6.0	6.5	3.4	17.9	0.739
19	Vinyl propanoate	372.5	268.7	4.2	15.6	6.0	6.5	3.4	17.9	0.739
20	4-Methyl-1,3-dioxolane	359.9	273.4	4.3	17.4	6.0	6.7	2.2	19.5	0.738
21	3-Methoxy-1-propyne	322.6	239.9	4.4	15.7	5.9	6.7	3.3	18.0	0.738
22	1-Methoxy-1,3-butadiene	362.8	264.2	3.6	15.5	5.1	6.6	3.2	17.6	0.734
23	Isobutyl formate	371.8	279.0	3.9	15.2	5.1	7.0	3.9	17.4	0.729
24	3-(Dimethylamino)-1-propyne	344.7	258.7	4.2	16	3.2	5.6	2.2	17.2	0.729
25	2,5-Dihydro-1H-pyrrole	372.1	282.5	4.3	17.9	5.0	8.5	3.3	20.4	0.728
26	1,5-Hexadiyne	357.4	259.6	2.8	16.2	3.0	4.7	2.3	17.1	0.725
27	2-Methylfuran	345.0	253.2	4.4	17.3	5.7	7.6	2.4	19.7	0.725
28	Isopropyl acetate	354.8	266.4	4.1	15.4	4.8	6.6	3.3	17.4	0.722
29	Methyl propanoate	340.3	255.3	4.4	15.6	6.0	7.2	3.6	18.2	0.722
30	Methyl isobutanoate	352.8	265.6	4.2	15.4	4.8	6.6	3.3	17.4	0.721
31	N-Methyl-2-propyn-1-amine	347.0	262.7	4.7	15.7	4.9	7.8	3.3	18.2	0.718
32	Diallyl ether	359.9	261.0	3.9	15.4	4.8	6.2	3.3	17.2	0.718
33	Vinyl acetate	344.9	254.8	4.4	15.6	6.2	7.2	3.7	18.2	0.716
34	Butylamine	360.4	270.1	4.7	15.5	5.5	7.1	3.5	17.9	0.716
35	N,N,N',N'-Tetramethylmethanediamine	364.9	279.8	5.2	15.9	2.4	5.9	2.8	17.3	0.714
36	Isopropyl formate	339.2	256.9	4.2	15.3	5.7	7.5	4.1	17.9	0.708
37	Ethyl methyl carbonate	373.0	283.4	4.5	15.3	7.3	6.1	4.7	18.0	0.708
38	Methyl acrylate	340.9	251.2	4.6	15.6	6.2	7.2	3.7	18.2	0.707
39	Allyl vinyl ether	335.5	244.3	3.9	15.2	5.3	6.5	3.8	17.3	0.701
40	Butylmethylamine	372.2	281.3	4.5	15.3	3.5	5.1	3.5	16.5	0.701

6. Results for alternative solvents as azeotropic binary mixture

The binary azeotropic mixture *n*-hexane–isopropanol with a mass composition of 0.22 of isopropanol and a BP of 335.15 K has demonstrated in industrial practice being a competitive alternative solvent to hexane alone for aroma extraction. This binary azeotrope provided two main advantages. First, a low composition of the polar alcohol provides an intermediate polarity to the mixture and expands the extraction spectrum of aromas. Second, it has a BP lower than that of *n*-hexane. Therefore, the binary azeotrope can be easily recovered by a single step of vacuum evaporation allowing its recyclability with a very low solvent makeup. However, both pure components have a very low FP and the mixture also belongs to the high flammable solvent class.

The design of a binary azeotropic mixture was carried out by considering the full list of candidates obtained from IBSS CAMD (Table 3) as well as the studied alternative solvents ethyl acetate, MeTHF, and ethylal (see Table 2).

DMC was selected as the main component in the binary mixture because it is considered as a safe solvent exhibiting a good relationship between the BP and the FP. According to general guidance [28], formation of the binary azeotrope with DMC is promoted by components having a difference in the boiling temperature of ± 5 K as compared to those of DMC (363.15 K). At that time, we expected that the position of DMC in Fig. 3 can be shifted toward the average values of δ_P and δ_H by the addition of a second component with a low δ_P and δ_H polarity as polar aprotic solvents.

With a limited number of mixtures to study and seek an accurate description of the nonideal behavior in these mixtures, Simulis Thermodynamics was used for computing the composition and temperature of the binary azeotropic mixture at 101325 Pa as well as the FP using the modified UNIFAC Dortmund as a thermodynamic model. In the same manner, the solubility of the azeotropic binary mixture in water was determined from the ternary LLE calculation at 298.15 K. Values of $\log(W_s)$ can be calculated from the computed mass composition in the water-rich phase. The affinity between the binary mixture and target

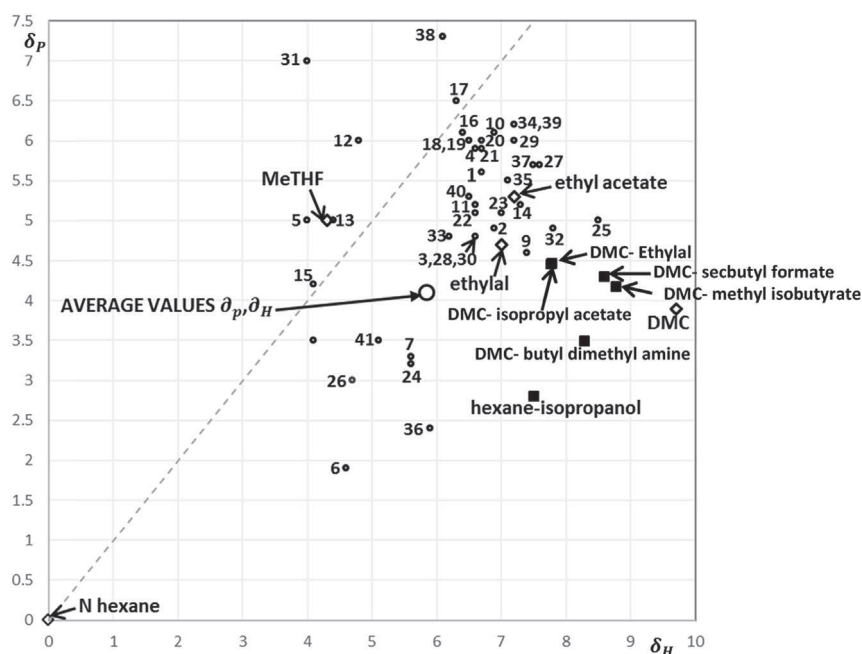


Fig. 4. Hansen parameters for studied solvents, new alternative solvents as pure components and binary azeotropic mixtures.

solutes in aroma was determined from the computation of the RED (R_a from Eq. 4) as well as the Hildebrand solubility as we have done for pure components (Tables 2 and 3). For that, Hansen parameters of binary mixtures were computed using a linear model including the volume fraction of each component [32].

Results of binary azeotropic mixtures are shown in Table 6. It should be noted that ethyl acetate and MeTHF do not form any azeotropic mixture with DMC because they are not close boiling components with DMC. On the other hand, as both components forming the azeotropic mixture have a limited solubility in water, the individual performance ProPerf_p for $\log(W_s)$ is considered as unity, and this assumption will be corroborated by the further computation of the LLE of the ternary mixture involving water. As a first interesting result, we can observe the increase in the global performance of the new azeotropic mixtures with DMC as compared to the mixture *n*-hexane–isopropanol $\text{GloPerf} = 0.697$, that is, also considerably greater than hexane as a pure solvent ($\text{GloPerf} = 0.250$). Therefore, the

location of the azeotropic mixture *n*-hexane–isopropanol or the ones with DMC in Fig. 4 is closer to the average values of δ_p and δ_H . The same behavior occurs for ethylal. The azeotropic mixture DMC–ethylal enhances the FP as compared to ethylal alone and is also closer to the average value of δ_p and δ_H than DMC.

The binary azeotropic mixtures with isopropyl acetate, *sec*-butyl formate, methyl isobutyrate, and butyl dimethyl amine display a GloPerf higher than that of DMC alone. Indeed, GloPerf is higher for the binary mixtures than those of any of the mixture components considered as pure. It can be seen in Table 5 what improvement can bring a mixture: *sec*-butyl formate was the second best pure solvent ($\text{GloPerf} = 0.764$), its mixture with DMC reaches $\text{GloPerf} = 0.816$; isopropyl acetate is ranked 28th as pure with a $\text{GloPerf} = 0.722$, whereas methyl isobutyrate is 30th with a $\text{GloPerf} = 0.721$ and reaches 0.768 in the mixture. Butyl dimethyl amine is not reported in Table 5 ($\text{GloPerf} = 0.654$) and reaches the best $\text{GloPerf} = 0.908$ in the azeotropic mixture with DMC. However, a further deep analysis

Table 6
Azeotropic binary mixtures as alternative solvents (property unit as in Table 1).

Compound 1	Compound 2	BP ^a	(x_1) ^b	FP	δ_D	δ_p	δ_H	R_a	δ	GloPerf
<i>n</i> -Hexane	Isopropanol	333.15 BP _{min}	0.712	260.23	15.3	2.8	7.5	4.0	17.3	0.697
DMC	Ethyl acetate	Zeotropic								
DMC	MeTHF	Zeotropic								
DMC	Ethylal	358.65 ^c BP _{min}	0.385	276.2 ^c	15.1	4.5	7.8	4.3	17.5	0.697
DMC	Isopropyl acetate	365.65 ^c BP _{max}	0.33	284.1 ^c	15.4	4.5	7.8	3.7	17.8	0.809
DMC	<i>sec</i> -Butyl formate	366.65 ^c BP _{max}	0.17	285.83 ^c	15.6	4.3	8.6	3.9	18.3	0.816
DMC	Methyl isobutyrate	362.35 ^c BP _{min}	0.66	284.65 ^c	15.5	4.2	8.8	4.2	18.3	0.768
DMC	Butyl dimethyl amine	360.15 ^c BP _{min}	0.68	290.15 ^c	15.5	3.5	8.3	3.9	17.9	0.908

^a BP of the binary azeotrope.

^b Mass fraction of compound 1.

^c Simulis Thermodynamics VLE calculation.

of the environmental, health, and safety properties has to be done for each solvent candidate either as a pure component or as an azeotropic mixture.

Fig. 4 displays the position of all binary azeotropic mixtures with DMC. They are all closer than DMC alone to the targeted average values of δ_p and δ_H . Going in more details, a significant distinction arises among the binary azeotropic mixtures with DMC: some of them are minimum BP azeotropes (BP_{min}) whereas others are maximum BP azeotropes (BP_{max}).

Fig. 5 displays the boiling and dew curves for each binary azeotropic mixture with DMC. Even if the azeotropic mixtures, DMC–isopropyl acetate and DMC–sec-butyl formate, are BP_{max} mixtures, their boiling temperatures are

lower than 373.15 K and hence, $ProPerf_p$ equals to unity for this property. Furthermore, these mixtures can be recovered by distillation as distillate product because they behave as the most volatile component in the extract as compared to the higher boiling temperature of aromatic compounds. Unlike the azeotropic mixture *n*-hexane–isopropanol, the boiling and dew temperature curves are closer in the binary mixtures containing DMC. Therefore, any variation in the composition does not make major instabilities in the distillation process for solvent recovery and its recycling to the extraction process. Considering the recent demonstration of the relation between BPs and FPs [28], BP_{max} azeotrope may increase significantly the FP of the mixture and improve safety. The opposite stays for a

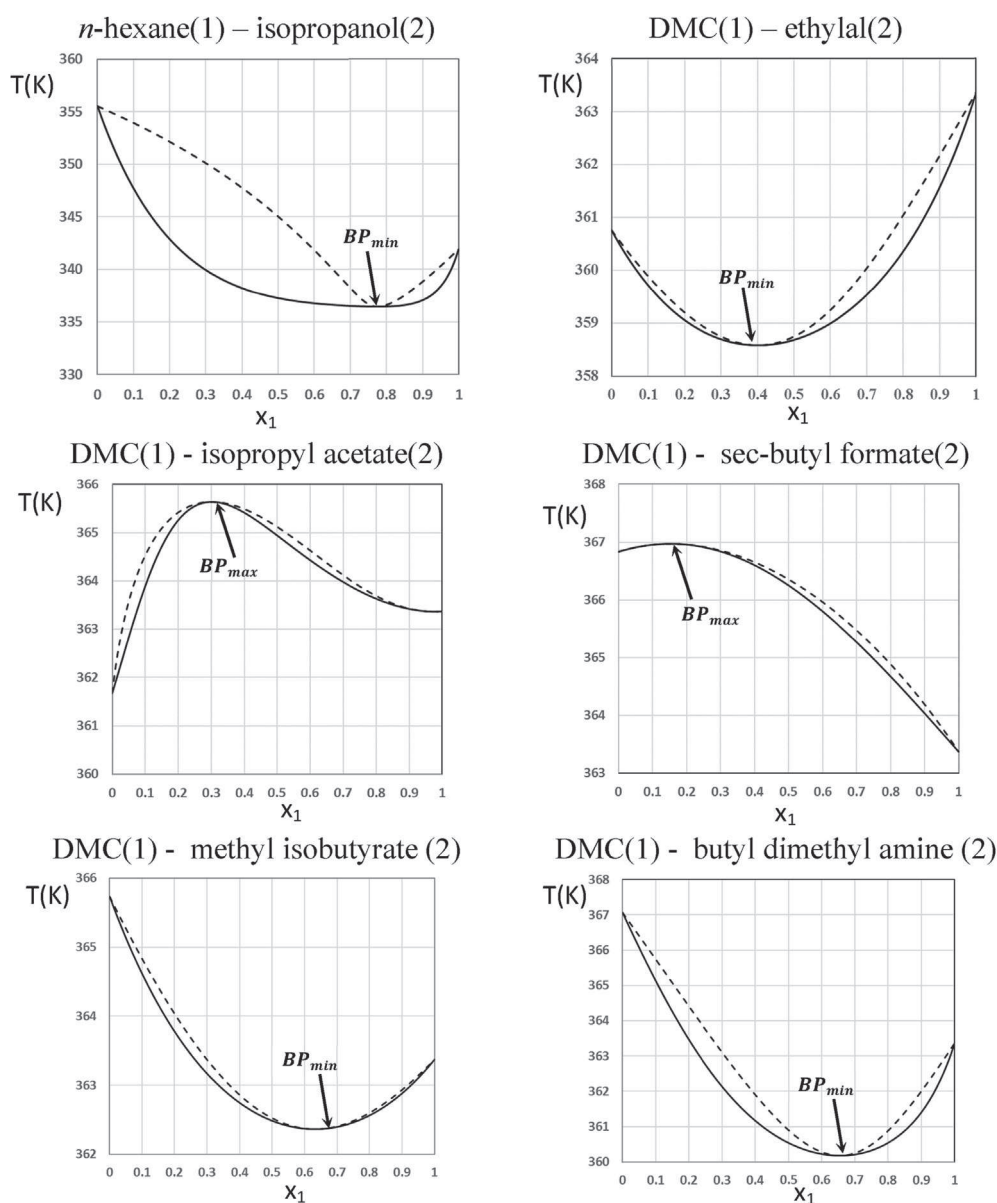


Fig. 5. Binary VLE of azeotropic mixtures at 101325 Pa. Boiling temperature curve (continuous lines); dew temperature curve (discontinuous lines).

BP_{min} azeotropic mixture where the FP increases slightly. Indeed, the predicted FPs corroborated this behavior when compared to the predicted pure component values.

Fig. 6 displays the VLE of all binary mixtures shown in Fig. 4 containing water as the third component. The low solubility between each binary azeotropic mixture and water is verified via rigorous computation of the LLE by Simulis Thermodynamics at 298.15 K and using modified UNIFAC Dortmund as a thermodynamic model. It can be observed in Fig. 6 that a large miscibility gap region exists in all ternary mixtures including DMC validating the assumption of the individual performance $ProPerf_p = 1$ of

the property $\log(W_s)$ for the evaluation of the GloPerf for all azeotropic mixtures in Table 6.

The following key remarks arose from Fig. 6. In the case of the azeotropic mixture *n*-hexane–isopropanol, the ternary mixture exhibits a ternary azeotrope having the lowest boiling temperature. Hence, water impurity in the extract will be eliminated in the first distillate cut. The maximum mass fraction of water (x_{water}) is 0.01 in the organic phase of the binary azeotrope *n*-hexane–isopropanol, whereas the miscibility gap covers the pure water vertex demonstrating the immiscible nature of this binary azeotrope in water. In the case of ethylal, the maximum

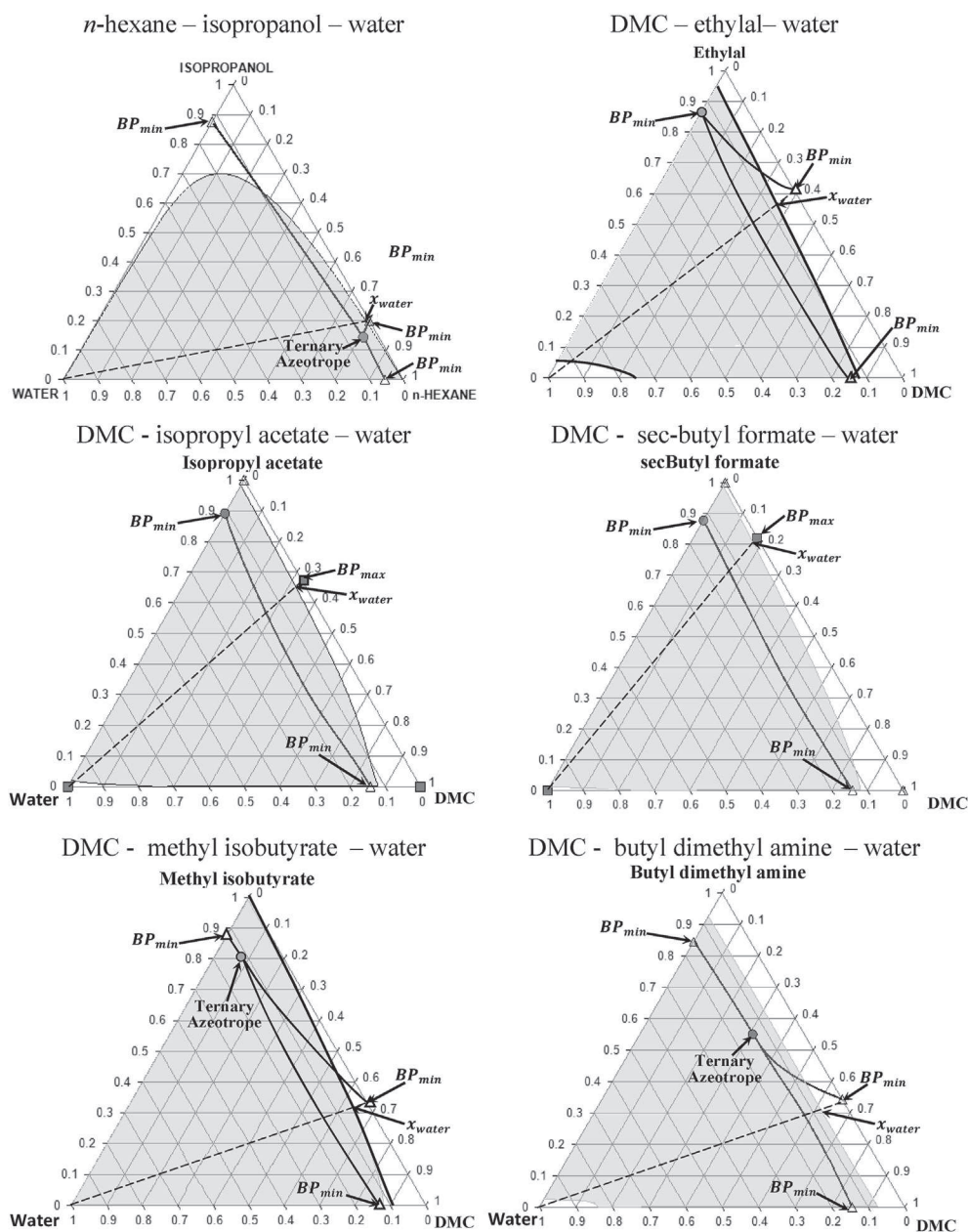


Fig. 6. Ternary VLE at 101325 Pa and LLE at 298.15 K.

mass fraction of water (x_{water}) is 0.065. However, the binary azeotrope ethylal–DMC exhibits a higher miscibility, x_{azeo} of 0.1 (mass fraction), in the water-rich phase region (see Fig. 6). There is no ternary azeotrope in the mixture ethylal–DMC–water. Nevertheless, the amount of water in the extract can be easily eliminated as the first distillate cut of the heterogeneous binary azeotrope with ethylal, which has the lowest boiling temperature of the ternary mixture [39]. Later, ethylal and water can be separated by decantation. Similar situation exists for isopropyl acetate and the *sec*-butyl formate, where there is no ternary azeotropic mixture because of the presence of the maximum boiling binary azeotropic mixture with DMC (BP_{max}). The maximum mass fraction of water (x_{water}) in the organic phase is lower than 0.03 and 0.02 for isopropyl acetate and for *sec*-butyl formate, respectively. In both cases, the solubility of the binary azeotrope is very low as the position of x_{azeo} is close to the water vertex. The content of water will be eliminated in the distillate of the binary heterogeneous azeotropic mixtures isopropyl acetate–water and *sec*-butyl formate–water because both azeotropes have the lowest boiling temperature of their respective ternary mixture. Ternary VLE for methyl isobutyrate and butyl dimethyl amine is similar to that of *n*-hexane–isopropanol. The maximum mass fraction of water (x_{water}) is 0.045 for the binary azeotrope DMC–methyl isobutyrate and 0.075 for DMC–butyl dimethyl amine. Comparing both liquid–liquid ternary equilibrium, the organic phase DMC–butyl dimethyl amine azeotrope displays a higher solubility in water given by the position of x_{azeo} in the water-rich phase region. The excess of water can be eliminated in the distillate of the ternary heterogeneous azeotropic mixture.

7. Conclusions

A systematic methodology has been developed for the design of tailor-made alternative solvents, including binary azeotropic mixtures based on the combination of reverse engineering approach and CAPD tool. The knowledge-based method has been used for the identification of the new solvent specifications, the translation to target physicochemical properties, and for the setting of the target values. On the basis of the CAPD principles, the chemical structures of pure components as first solvent candidates are build and modified using a list of chemical groups to maximize a global performance function, which evaluates the matching of the candidate properties with a set of multiple target physicochemical property. FP of the alternative solvent was considered in this study as the most critical physicochemical property in the molecular design of the new alternative solvents because the most used solvents are highly flammable. Solution of the optimization problem of CAPD provided a list of new alternative solvents for the extraction of volatile aromatic compounds from plants with a better global performance than existing ones in industrial practice such as *n*-hexane, ethyl acetate, and DMC. Binary azeotropic mixtures were then designed to improve the global performance of pure component solvents. DMC was retained as a fixed component in the binary azeotropic mixture because of its good performance

regarding the ratio between the boiling temperature and the FP. The second component was selected from the molecule list generated by a CAPD tool with a boiling temperature close to that of DMC. Computation of the boiling temperature and composition of the binary azeotropic mixture was carried out using rigorous model of VLEs, which are able to capture the nonideal behavior in mixtures. In the same way, the limited solubility in water of the binary azeotropic mixtures was calculated using liquid–liquid thermodynamic models, whereas the recyclability of the azeotropic mixture was analyzed based on the ternary VLE. Binary azeotropic mixtures exhibited a better performance than the best new designed and the existing solvents. The short list of pure component and azeotropic mixture candidates, however, need further experimental verification before moving into production because of the inherent inaccuracy of the group contribution methods mainly for calculating the water solubility and the Hansen parameters for pure components. A deep analysis of the environmental, health, and safety properties has to be done as well.

References

- [1] REACH, Regulation text, corrigendum and amendments, 2006. Available at: http://ec.europa.eu/enterprise/sectors/chemicals/reach/index_en.htm.
- [2] VOC Solvents Emissions Directive (Directive 1999/13/EC) amended through article 13 of the Paints Directive (Directive 2004/42/EC), 2004.
- [3] L.A. Johnson, E.W. Lusas, J. Am. Oil Chem. Soc. 60 (1983) 229–242.
- [4] A. Baldasseroni, P. Bavazzano, E. Buiatti, E. Lanciotti, C. Lorini, S. Toti, A. Biggeri, Int. Arch. Occup. Environ. Health 76 (2003) 260–266.
- [5] P. Manini, R. Andreoli, W.M.A. Niessen, J. Chromatogr., A 1058 (2004) 21–37.
- [6] A.P. Gandhi, K.C. Joshi, K. Jha, V.S. Parihar, D.C. Srivastav, P. Raghunadh, J. Kawalkar, S.K. Jain, R.N. Tripathi, Int. J. Food Sci. Technol. 38 (2003) 369–375.
- [7] A. Filly, A.S. Fabiano-Tixier, Y. Lemasson, C. Roy, X. Fernandez, F. Chemat, C. R. Chimie 17 (2014) 1268–1275.
- [8] M. Sixt, I. Koudous, J. Strube, C. R. Chimie 19 (2016) 733–748.
- [9] Cosmologic. Available at: www.cosmologic.de.
- [10] R. Gani, E.A. Brignole, Fluid Phase Equilib. 13 (1983) 331–340.
- [11] L.E.K. Achenie, R. Gani, V. Venkatasubramanian, Computer Aided Molecular Design: Theory and Practice, Elsevier Science, B.V., 1000 AE Amsterdam, The Netherlands, 2003.
- [12] L. Moity, M.K. Elmekdem, V. Molinier, V. Nardello-Rataj, A. Benazzouz, M. Bergez-Lacoste, P. De Caro, S. Thiebaud-Roux, Z. Mouloungui, V. Gerbaud, P. Marion, J.M. Aubry, Green Chem. 17 (3) (2015) 1779–1792.
- [13] L. Moity, V. Molinier, A. Benazzouz, B. Joossen, V. Gerbaud, J.M. Aubry, Green Chem. 18 (2016) 3239–3249.
- [14] V. Gerbaud, M. Teles dos Santos, N. Pandya, J.M. Aubry, Chem. Eng. Sci. 159 (2017) 177–193.
- [15] J. Heintz, J.P. Belaud, V. Gerbaud, Comp. Industry 65 (3) (2014) 505–520.
- [16] J. Heintz, J.P. Belaud, N. Pandya, M. Teles Dos Santos, V. Gerbaud, Comp. Chem. Eng. 71 (2014) 362–376.
- [17] a) M. Bergez-Lacoste, S. Thiebaud-Roux, P. de Caro, J.F. Fabre, V. Gerbaud, Z. Mouloungui, Biofuels Bioprod. Bioref. 8 (2014) 438–451; b) E. Conte, R. Gani, K.M. Ng, AIChE J. 57 (2011) 2431–2449.
- [18] M. Durand, V. Molinier, W. Kunz, J.-M. Aubry, Chemistry 17 (18) (2011) 5155–5164.
- [19] R. Gani, S. Pistikopoulos, Fluid Phase Equilib. 194–197 (2002) 43–59.
- [20] R. Joback, R.C. Reid, Chem. Eng. Commun. 57 (1987) 233–243.
- [21] J. Marrero, R. Gani, Fluid Phase Equilib. 183–184 (2001) 183–208.
- [22] J. Marrero, R. Gani, Ind. Eng. Chem. Res. 41 (2002) 6623–6633.
- [23] L. Catoire, S. Paulmier, V. Naudet, Process Saf. Prog. 25 (1) (2006) 33–39.
- [24] A.S. Hukkerikar, B. Sarup, A. Ten Kate, J. Abildskov, G. Sin, R. Gani, Fluid Phase Equilib. 321 (2012) 25–43.

- [25] HSPIP V3.02010Y-MB model. Available at: <http://www.pirika.com/NewHP/Y-MB/Y-MB.html>.
- [26] V. Venkatasubramanian, K. Chan, J.M. Cauthers, *Comput. Chem. Eng.* 18 (1994) 833–844.
- [27] S. da Cunha, H.-J. Liaw, V. Gerbaud, *Fluid Phase Equilib.* 452 (2017) 113–134.
- [28] R. Perry, D. Green, *Perry's Chemical Engineers' Handbook*, 8th ed., McGraw-Hill Education, 2 Pennsylvania Plaza New York City, United States, 2007.
- [29] J.M. Prausnitz, R.N. Lichtenthaler, E. Gomes de Azevedo, *Molecular Thermodynamics of Fluid-phase Equilibria*, 3rd ed., Prentice Hall PTR, Prentice-Hall, Inc., Upper Saddle River, New Jersey 07458, United States, 1998.
- [30] S.A. Prosim, *Simulis Thermodynamics Manual*, 2017. Available at: <http://www.prosim.net/en/software-simulis-thermodynamics-mixture-properties-and-fluid-phase-equilibria-calculations-3.php>.
- [31] C.M. Hansen, *Hansen Solubility Parameters. A User's Handbook*, 2nd ed., CRC Press, Taylor & Francis Group, 6000 Broken Sound Parkway NW, Suite 300, Boca Raton, FL, 2012, pp. 33487–42742.
- [32] www.pirika.com/NewHP/PirikaE/Flavor.html.
- [33] W.M. Haynes, D.R. Lide, T.J. Bruno, *Handbook of Chemistry and Physics*, 95th ed., CRC Press, Taylor & Francis, Boca Raton, London, New York, 2014.
- [34] www.ChemSpider.com.
- [35] Y. Li, A.S. Fabiano-Tixier, C. Ginies, F. Chemat, *Food Sci. Technol.* 59 (Part 1) (2014) 724–731.
- [36] M. Aissou, Z. Chemat-Djenni, E. Yara-Var, A.S. Fabiano-Tixier, F. Chemat, *C. R. Chimie* 20 (2017) 346–358.
- [37] http://www.lambiotte.com/Ethylal-product_view.htm?id=63.
- [38] S. Lavoine-hanneguelle. Patent US20140094527 A1, 2014.
- [39] S. Pommier, S. Massebeuf, B. Kotai, P. Lang, O. Baudouin, P. Floquet, V. Gerbaud, *Chem. Eng. Process.* 47 (3) (2008) 408–419.