



HAL
open science

Design and characterization of polymer-based photonic integrated circuits operating in the visible region for environmental detection application

Miguel Diez, Simon Joly, Laurent Oyhenart, Vincent Raimbault, Laurent Béchou, Corinne Dejous

► To cite this version:

Miguel Diez, Simon Joly, Laurent Oyhenart, Vincent Raimbault, Laurent Béchou, et al.. Design and characterization of polymer-based photonic integrated circuits operating in the visible region for environmental detection application. Concours Posters GPU, Jan 2017, Talence, France. 2017. hal-01831507

HAL Id: hal-01831507

<https://hal.science/hal-01831507v1>

Submitted on 30 Jan 2019

HAL is a multi-disciplinary open access archive for the deposit and dissemination of scientific research documents, whether they are published or not. The documents may come from teaching and research institutions in France or abroad, or from public or private research centers.

L'archive ouverte pluridisciplinaire **HAL**, est destinée au dépôt et à la diffusion de documents scientifiques de niveau recherche, publiés ou non, émanant des établissements d'enseignement et de recherche français ou étrangers, des laboratoires publics ou privés.

GPU – Environnements

Design and characterization of polymer-based photonic integrated circuits operating in the visible region for environmental detection application

M. Diez, S. Joly, L. Oyhenart, V. Raimbault, L. Bechou, C. Dejos

Overview

Polymer-on-glass is a suitable platform to develop biochemical photonic sensors. In this work we present our advances on design and fabrication of optical sensor operating at $\lambda=505\text{nm}$. Enabling a tolerant and reliable fabrication process of these devices lays the groundwork for future low-cost biosensors.

Design Optical Microring Resonator (OMR)

OMR Radius

A round trip length below the coherence of the source

- Free Spectral Range
- Low bending losses

Coupling Area, Gap

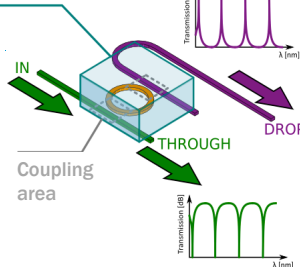
- Critical coupling criterion
- High Quality factor

Waveguide profile

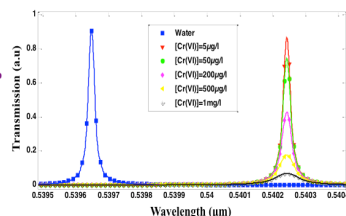
- Monomodal conditions @ 540nm
- Strong evanescent field in the sensing area

→ radius = 20 μm , gap = 250nm, w = 350 nm, h = 350 nm

Sensing area



Simulation results at the drop port output for different concentrations of Cr(VI)



- Resonance is clearly observed @ 540nm
- Only peak attenuation caused by absorption coefficient

→ The real part modification of the refractive index responsible of wavelength shift is negligible at such concentration range.

Label-Free Optical Sensor

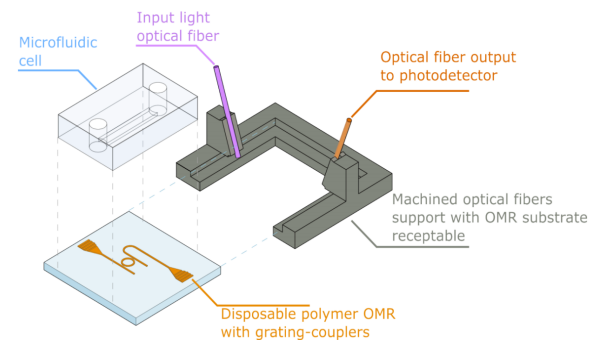
Microfluidic Cell

Integrated Sensor

Concept


Challenges

- ✓ Miniaturization : Portable device
- ✓ Fast analysis
- ✓ Keep good selectivity and sensitivity
- ✓ Liquid environmental detection
- ✓ Low cost




Fabrication

Thermal-UV Nanolithography (NIL)



Characterization set-up



Conclusions

- Nano-waveguides of 350x350 nm have been designed and manufactured with polymer.
- Short period grating couplers (280-500 nm) were manufactured in the same fabrication step.
- Optical characterizations of the device are in progress.
- Active collaborations with Tecnalia, the LAAS and the ENS/LPQM (CNRS) running project and ANR in submission) offer new application possibilities.

References

- [1] D. Kim, P. Popescu, M. Harfouche, J. Sendowski, M.-E. Dimotsantou, R. Flagan, and A. Yariv, "Onchipintegrated differential optical microring biosensing platform based on a dual laminar flow scheme," in *CLEO : Science and Innovations*. Optical Society of America, STu4K-7 (2015).
- [2] F. Meziane, V. Raimbault, H. Hallil, S. Joly, V. Conédéra, L. Béchou, D. Rebière, C. Dejos, "Study of a polymer optical microring resonator for hexavalent chromium sensing," *Sensors and Actuators B: Chemical*, 209, 1049-1056 (2015).