



**HAL**  
open science

## Development of a sea salt emission parameterization for the North-western Mediterranean

Stéphane Laussac, Jacques Piazzola, Gilles Tedeschi

► **To cite this version:**

Stéphane Laussac, Jacques Piazzola, Gilles Tedeschi. Development of a sea salt emission parameterization for the North-western Mediterranean. Workshop "Frontiers in ocean-atmosphere exchange: Air-sea interface and fluxes of mass and energy", May 2017, Cargèse, France. hal-01827850

**HAL Id: hal-01827850**

**<https://hal.science/hal-01827850>**

Submitted on 2 Jul 2018

**HAL** is a multi-disciplinary open access archive for the deposit and dissemination of scientific research documents, whether they are published or not. The documents may come from teaching and research institutions in France or abroad, or from public or private research centers.

L'archive ouverte pluridisciplinaire **HAL**, est destinée au dépôt et à la diffusion de documents scientifiques de niveau recherche, publiés ou non, émanant des établissements d'enseignement et de recherche français ou étrangers, des laboratoires publics ou privés.

# Development of a sea salt emission parameterization for the North-western Mediterranean

S.Laussac, J.Piazzola, G.Tedeschi

Mediterranean Institute of Oceanography (MIO-UM 110) – University of Toulon



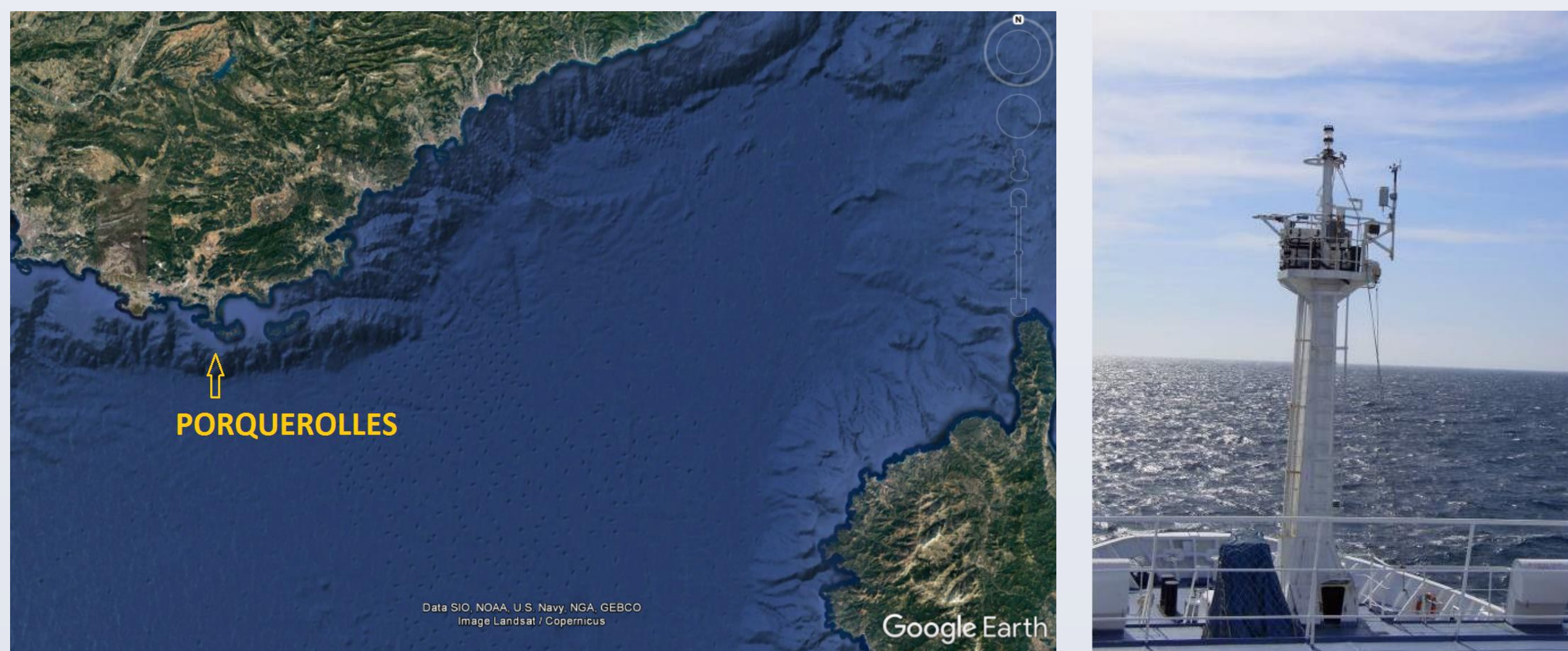
## Introduction

The aim of the present work is to determinate an accurate formulation for the sea-spray source function issued from the bubble bursting processes. To this end, a simple aerosol transport Model, the Macmod Model (Tedeschi and Piazzola, 2011) was implemented in the Mediterranean area using different flux formulations for the sea spray source function (e.g., Demoisson et al., 2013; Gong et al., 2003; Monahan et al., 1986; Odvanevaite et al., 2014). The simulations were then compared to a large data set dealing with the aerosol size distributions acquired during an extensive series of measurements in the North-western Mediterranean. The results, which are part of an article that will be submitted soon, allowed determination of an accurate sea-spray source function formulation and its dependence on the wave development.

## Material and Methods

### Field site and instrumentation

The data set used in this present work is issued from the measurements of aerosol particle size distributions which took place on the island of Porquerolles (Fig.1) and on board of the ship Atalante during the Miramer campaign (Fig.2).



The aerosol data were acquired in the 0.1-45  $\mu\text{m}$  size ranges using two particle measuring systems (PMS): one active scattering spectrometer probe (ASASP) and one classical scattering spectrometer probe (CSASP).

### The MACMod model

The general governing equation for the number concentration of aerosols  $N$  at a given radius  $r$ , can be written as the budget equation:

$$\frac{\partial N}{\partial t} + (U \cdot \nabla)N = -\nabla \cdot \phi + S$$

where  $U$  is the air velocity,  $\phi$  is the aerosol flux and  $S$  is the usual volume source-sink term accounting for condensation, evaporation, coagulation and nucleation.

According to Fairall and Davidson (1986), the vertical flux  $\phi$  can be expressed as:

$$\phi = \overline{w'n'} - V_g X - D_m \frac{\partial N}{\partial z}$$

where  $w'$  and  $n'$  denote turbulent fluctuations,  $V_g$  is the gravitational settling velocity,  $D_m$  is the molecular diffusion coefficient and  $z$  is the height above the surface.

### Sea-spray source function methods

#### The Mediterranean flux formulation

Using aerosol data acquired on the North-western Mediterranean, Demoisson et al. (2013) proposed a new formulation for the sea spray source function issued from the bubble bursting processes. This is based on the modification of the following Monahan et al. (1986) formulation:

$$\frac{dF}{dr_{80}} = W \tau^{-1} \frac{dE}{dr_{80}}$$

where  $W$  is the whitecap coverage fraction (e.g; Anguelova et Webster, 2006),  $\tau$  is the time constant characterizing the whitecap decay.

The whitecap fraction is a modification of Lafon et al.(2007) model. The new  $\frac{dE}{dr_{80}}$  established by Demoisson et al. (2013) by separating the Gaussian term of the Monahan et al. (1986) formulation into three Gaussian terms is expressed as:

$$\frac{dE}{dr_{80}} = 1,26 \times 10^6 r_{80}^{-3} \times (1 + 0,057 r_{80}^{1,05}) \times 10^{\sum_{i=1}^3 A_i \exp(-B_i r_{80}^2)}$$

With  $A_1 = 4,5$ ;  $A_2 = 0,408$ ;  $A_3 = 0,931$

And  $B_1 = \frac{-1,53 - \log(r_{80})}{0,55}$ ;  $B_2 = \frac{-0,51 - \log(r_{80})}{0,57}$ ;  $B_3 = \frac{-0,57 - \log(r_{80})}{0,52}$

#### The Odvanevaite et al. (2014) flux formulation

The S3F formulation by Odvanevaite et al. (2014) is based on the revisited dimensionless breaking wave parameter proposed by Zhao and Toba (2001)  $Re_{HW}$ . The S3F formulation is expressed as a combination of five lognormally distributed modes for different droplet sizes:

$$\frac{dF}{d \log D} = \sum_{i=1}^5 \frac{F_i(Re_{HW})}{\sqrt{2\pi} \ln \sigma_i} \exp \left( -\frac{1}{2} \left( \frac{\ln \left( \frac{D}{CMD_i} \right)}{\ln \sigma_i} \right)^2 \right)$$

with  $\frac{dF}{d \log D}$  is the size dependent SSA production flux,  $i$  is the mode number,  $F_i(Re_{HW})$  is the flux for mode  $i$ ,  $D$  is the dry particle diameter,  $\sigma$  is the geometrical standard deviation and  $CMD$  is the count median diameter.

## Results and Discussion

The simulations presented in Fig.3 were made for a local wind speed of 9,8  $\text{m s}^{-1}$  and for a particle radius of 5  $\mu\text{m}$  using various S3F and compared to our experimental data. For each fetch, 20 experimental data at a minimum were used for our calculations:

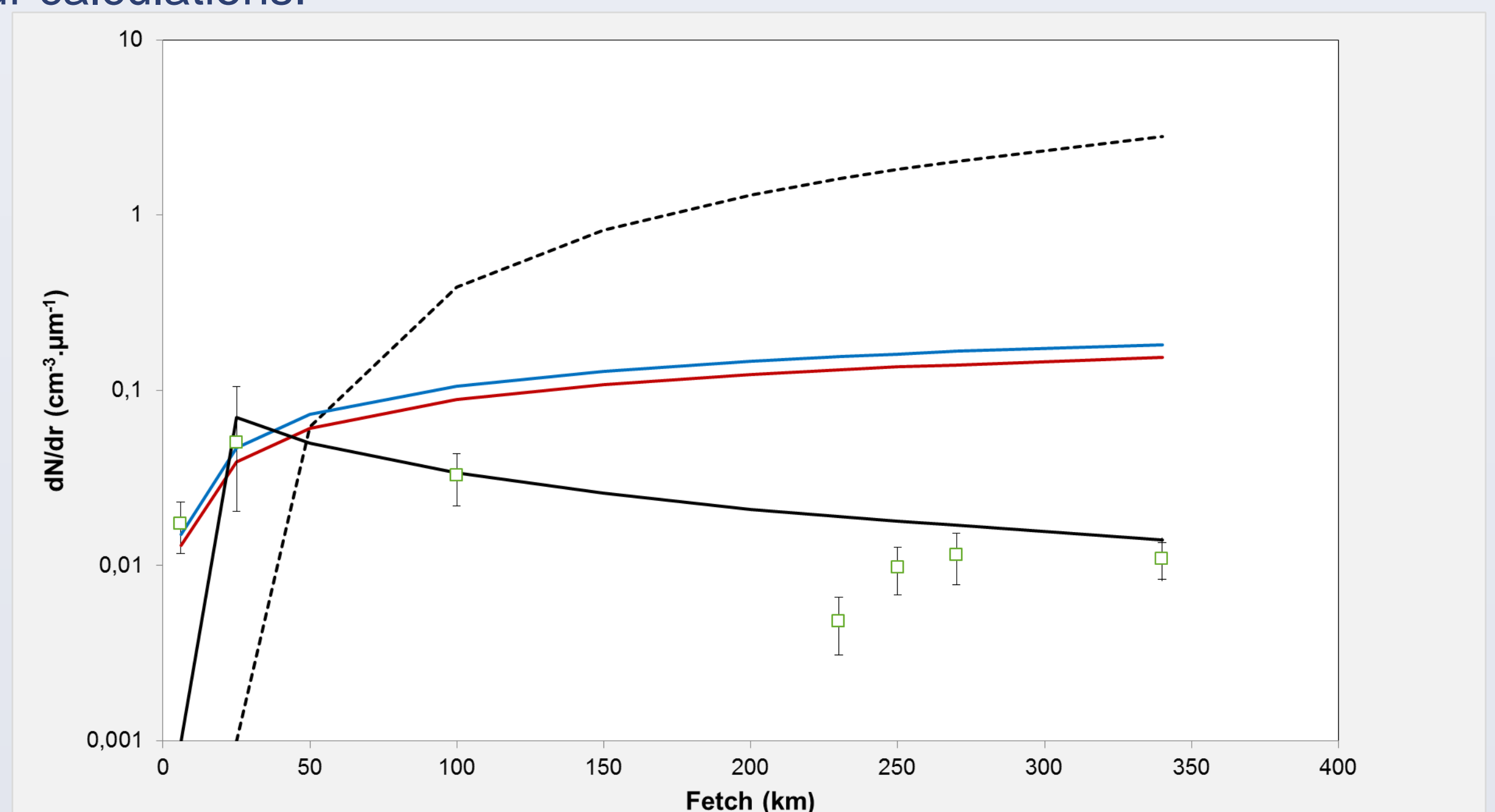


Fig. 3: Comparison between the simulations using the Monahan et al.(1986) model (the red line), the Gong et al.(2003) model (the blue line), the Odvanevaite et al.(2014) model (the dashed line), the Demoisson et al.(2016) model (black line) and the mean experimental aerosol concentration of the 5 $\mu\text{m}$  particles (the squares with the standard deviation) for an averaged wind speed of 9,8  $\text{m s}^{-1}$  and different fetches

The experimental results reported in Fig. 3 show a peak in the evolution of the sea-spray source function with respect to the fetch. At very short fetches, the sea-spray generation processes tend to increase with fetch whereas at large fetches, they slightly decrease with increasing fetch. This can be compared to the evolution of the whitecap fraction with the wave age as already noted by Lafon et al. (2004; 2007). The wave age is defined as the ratio between the wave phase velocity  $C_p$  and alternatively the wind speed  $U$  or the wind friction velocity  $U_*$ . We have therefore plotted in Fig. 4 the variation of the sea spray production versus the wave age which confirm the results previously plotted in Fig.3.

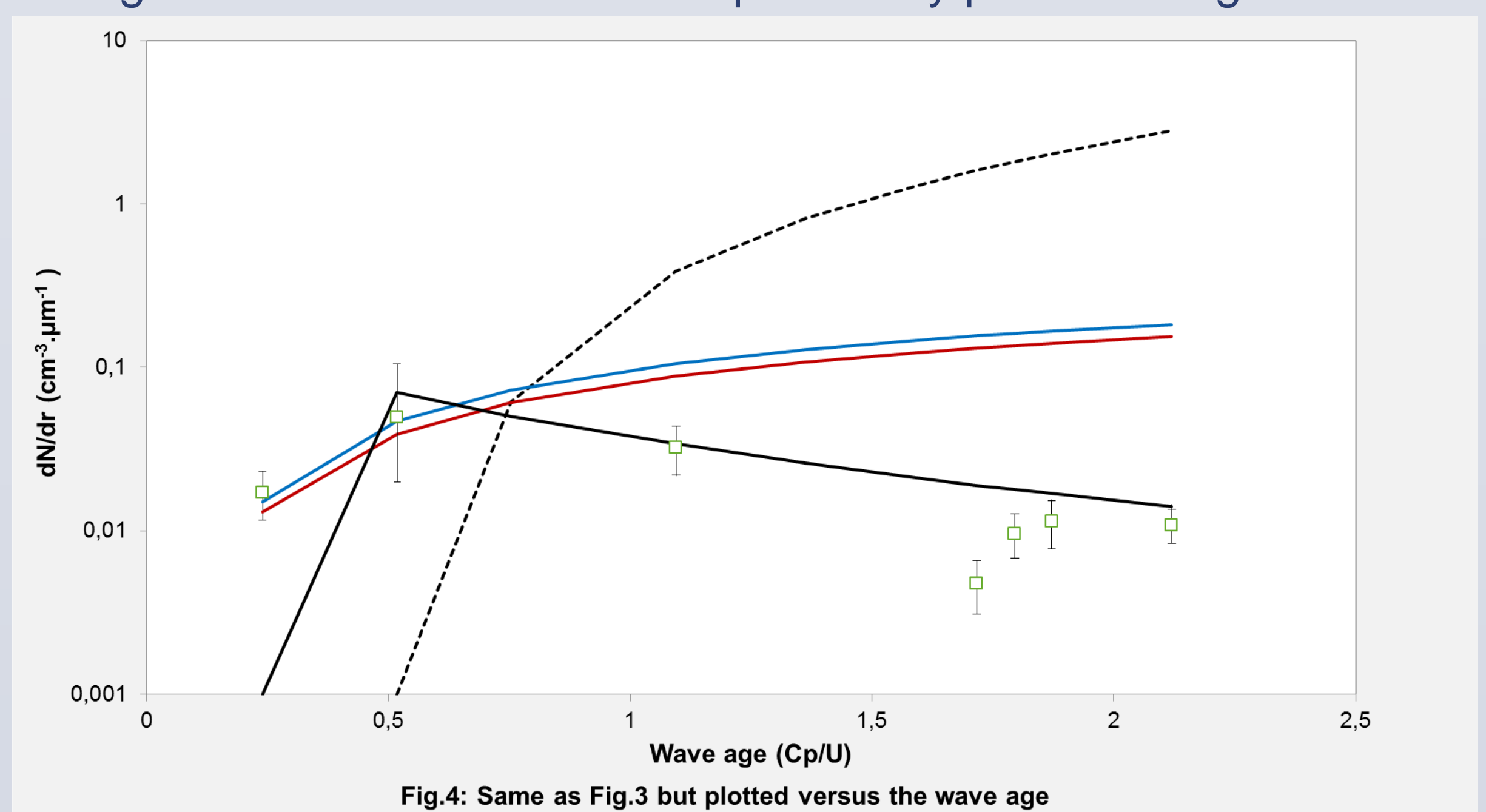


Fig.4: Same as Fig.3 but plotted versus the wave age

## Conclusion

A sea-state dependent model for the sea-spray generation function has been implemented in the MACMod model and compared to experimental data acquired in the Mediterranean area. The simulations provide a relevant variation of the aerosol concentrations with the fetch evolution.

## References

- Anguelova, M.D., and F.Webster (2006) "Whitecap coverage from satellite measurements: A first step toward modeling the variability of oceanic whitecaps." J. Geophys. Res., 111, C03017
- Demoisson, A., G.Tedeschi and J.Piazzola (2013) "A model for atmospheric transport of sea-salt particles in coastal areas," Atmospheric Research 132-133 (2013) 144-153
- Lafon, C., J. Piazzola, O. Le Calve, P. Forget and S. Despiou (2004) "Analysis of the variations of the whitecap fraction as measured in a coastal zone during the FETCH experiment," Boundary Layer Meteorology, vol. 111, n°2, pp. 339-360.
- Lafon, C., J. Piazzola, P. Forget and S. Despiou (2007) "Whitecap coverage in coastal environment for steady and unsteady wave field conditions," Journal of Marine Systems, vol. 66, pp. 38-47
- Odvanevaite, J., A.Manders, G.de Leeuw, D.Ceburnis, C.Monahan, A.-I.Partanen, H.Korhonen, and C.D.O'Dowd (2014), "A sea spray aerosol flux parameterization encapsulating wave state," Atmos. Chem. Phys., 14, 1837-1852, 2014
- Tedeschi, G. and J.Piazzola (2011) "Development of a 2D marine aerosol transport model: Application to the influence of thermal stability in the marine atmospheric boundary layer," Atmospheric Research 101 (2011) 469-479