



HAL
open science

H 2 formation on interstellar dust grains: the viewpoints of theory, experiments, models and observations

Valentine Wakelam, Emeric E. Bron, Stephanie Cazaux, Francois Dulieu, Cecile Gry, Pierre Guillard, Emilie Habart, Liv Hornekaer, Sabine Morisset, Gunnar Nyman, et al.

► To cite this version:

Valentine Wakelam, Emeric E. Bron, Stephanie Cazaux, Francois Dulieu, Cecile Gry, et al.. H 2 formation on interstellar dust grains: the viewpoints of theory, experiments, models and observations. *Molecular Astrophysics*, 2017, 9, pp.1-36. 10.1016/j.molap.2017.11.001 . hal-01800298

HAL Id: hal-01800298

<https://hal.science/hal-01800298>

Submitted on 22 Mar 2021

HAL is a multi-disciplinary open access archive for the deposit and dissemination of scientific research documents, whether they are published or not. The documents may come from teaching and research institutions in France or abroad, or from public or private research centers.

L'archive ouverte pluridisciplinaire **HAL**, est destinée au dépôt et à la diffusion de documents scientifiques de niveau recherche, publiés ou non, émanant des établissements d'enseignement et de recherche français ou étrangers, des laboratoires publics ou privés.

H₂ formation on interstellar dust grains: the viewpoints of theory, experiments, models and observations

Valentine Wakelam^a, Emeric Bron^b, Stephanie Cazaux^c, Francois Dulieu^d, Cécile Gry^e, Pierre Guillard^f, Emilie Habart^g, Liv Hornekær^h, Sabine Morissetⁱ, Gunnar Nyman^j, Valerio Pirronello^k, Stephen D. Price^l, Valeska Valdivia^m, Gianfranco Vidaliⁿ, Naoki Watanabe^o

^aLaboratoire d'astrophysique de Bordeaux, Univ. Bordeaux, CNRS, B18N, allée Geoffroy Saint-Hilaire, 33615 Pessac, France

^bInstituto de Ciencias de Materiales de Madrid (CSIC), 28049, Madrid, Spain

LERMA, Obs. de Paris, PSL Research University, CNRS, Sorbonne Universités, UPMC Univ. Paris 06, ENS, F-75005, France

^cFaculty of Aerospace Engineering, Delft University of Technology, Delft, Netherlands

Leiden Observatory, Leiden University, P.O. Box 9513, NL 2300 RA Leiden, The Netherlands

^dLERMA, Université de Cergy Pontoise, Sorbonne Universités, UPMC Univ. Paris 6, PSL Research University, Observatoire de Paris, UMR 8112 CNRS, 5 mail Gay Lussac 95000 Cergy Pontoise, France

^eAix Marseille Univ, CNRS, LAM, Laboratoire d'Astrophysique de Marseille, Marseille, France

^fSorbonne Universités, UPMC Univ. Paris 6 & CNRS, UMR 7095, Institut d'Astrophysique de Paris, 98 bis bd Arago, 75014 Paris, France

^gInstitut d'Astrophysique Spatiale, Univ. Paris-Sud & CNRS, Univ. Paris-Saclay - IAS, bâtiment 121, univ Paris-Sud, 91405 Orsay, France

^hDept. Physics and Astronomy, Aarhus University, Ny Munkegade 120, 8000 Aarhus C, Denmark

ⁱInstitut des Sciences Moléculaires d'Orsay, ISMO, CNRS, Université Paris-Sud, Université Paris Saclay, F-91405 Orsay, France

^jDepartment of Chemistry and Molecular Biology, University of Gothenburg, SE 412 96 Gothenburg, Sweden

^kDipartimento di Fisica e Astronomia, Università di Catania, Via S. Sofia 64, 95123 Catania, Sicily, Italy

^lChemistry Department, University College London, 20 Gordon Street, London WC1H 0AJ UK

^mLaboratoire AIM, Paris-Saclay, CEA/IRFU/DAP - CNRS - Université Paris Diderot, 91191, Gif-sur-Yvette Cedex, France

ⁿSyracuse University, 201 Physics Bldg., Syracuse, NY 13244 (USA)

^oInstitute of Low Temperature Science, Hokkaido University, Sapporo, Hokkaido 060-0819, Japan

Abstract

Molecular hydrogen is the most abundant molecule in the universe. It is the first one to form and survive photo-dissociation in tenuous environments. Its formation involves catalytic reactions on the surface of interstellar grains. The micro-physics of the formation process has been investigated intensively in the last 20 years, in parallel of new astrophysical observational and modeling progresses. In the perspectives of the probable revolution brought by the future satellite JWST, this article has been written to present what we think we know about the H₂ formation in a variety of interstellar environments.

Keywords: Astrochemistry, Molecular hydrogen, Grain surface chemistry, Interstellar medium

1. Introduction

Molecular hydrogen is, by a few orders of magnitude, the most abundant molecule in the Universe. The first detection of this molecule in the interstellar medium (ISM) was obtained via a rocket flight in 1970 (Carruthers, 1970), three decades after the first interstellar detection of CH, CH⁺ and CN (see Snow and McCall, 2006, and references therein). Since H₂ is a symmetric and homonuclear diatomic molecule, electric dipole driven ro-vibrational transitions are forbidden and only weak electric-quadrupole transitions are allowed, making its detection extremely difficult in emission¹, unless the emission is from energized environments such as those with, for example, high temperature or high luminosity.

In diffuse molecular clouds, which are regions characterized by molecular fractions $f_{\text{H}_2} = 2n_{\text{H}_2}/n_{\text{H}} > 0.1$ (n_{H_2} being the number density of H₂ molecules and n_{H} the total proton num-

ber density), the first molecule to form is H₂ (Snow and McCall, 2006). In Photo-Dissociation Regions (PDRs), which are predominantly neutral regions bathed in far ultraviolet light, the emission of H₂ is a tracer of the physical conditions of the cloud edge (Hollenbach and Tielens, 1999). In such environments H₂ can be dissociated by ultraviolet radiation, and therefore an efficient route for molecular formation must be present (Jura, 1974, 1975). Furthermore, molecular hydrogen, either in its neutral or ionized form, controls much of the chemistry in the ISM. In dense clouds where UV penetration is greatly reduced, most of the hydrogen is in molecular form, and most of the Universe's molecular hydrogen resides in these dense clouds.

It has been recognized for a long time that under ISM conditions H₂ cannot be formed efficiently enough in the gas-phase to explain its abundance. Indeed, even in the 40's van de Hulst (1949) had proposed his dirty ice model of dust, where molecules form by combination of atoms on the surface. The link between the presence of H₂ and dust was noted a long time ago (Hollenbach et al., 1971). Indeed, it is now well established that H₂ formation occurs via catalytic reactions on surfaces of

¹H₂ is however easily detected in absorption in the far-UV electronic bands, provided a far-UV spectrum of a background target is available

interstellar dust grains.

The aim of this paper is to provide the current status of the understanding of the formation of H_2 on interstellar dust grains and identify the important questions that still remain to be answered in this field. This account is motivated by the new observational possibilities that the James Webb Space Telescope (JWST) should provide. In addition, over the last ten years great progress in the modeling of astrophysical media, as well as in the understanding of the associated molecular physics, has been made. Sometimes this progress is directly linked to specific experiments (e.g. Pirronello et al., 1997b,a; Creighan et al., 2006; Watanabe et al., 2010) or calculations and simulations (e.g. Katz et al., 1999; Cuppen et al., 2010; Cazaux et al., 2011); at other times progress results from an intrinsic change in the treatment of one specific aspect of the formation process, such as stochastic effects (Green et al., 2001; Biham et al., 2001, e.g.). Given the nature of this progress, earlier works in the literature and values used in models can rapidly become outdated, leading to potentially significant differences in the predictions of models if the most up-to-date values are not used. Given this issue, this paper presents, in a unified account, the current viewpoint regarding the formation of molecular hydrogen on interstellar dust grains from the perspective of observers, modelers and chemical physicists. To this end, a group of specialists from these three disciplines gathered for 3 days in Arcachon (France) in June 2016. This paper is the result of this meeting and aims to present the “state of the art” in characterizing and understanding interstellar H_2 formation.

The paper is organized as follows: Section 2 gives an overview of the properties of H_2 and the challenges involved in observing H_2 in space. Section 2 also presents a summary of theoretical and laboratory work aimed at understanding the processes involved in H_2 formation on dust grain analogs (silicates, carbonaceous materials and ices): sticking, diffusion, reaction, desorption and energy the partitioning of the nascent H_2 as it leaves the surface. Several astrophysical models used to study the chemistry of H_2 in various environments are also briefly described in this section. In section 3, we provide a list of values for the physico-chemical quantities necessary to describe the sticking, diffusion and reactivity of H_2 that can be used in astrochemical models. Section 4 gives an in-depth view of the formation of H_2 in different interstellar environments. A summary and a set of conclusions is then provided at the end of the paper.

2. State of the art

2.1. Methods and tools to observe H_2 in the Universe

2.1.1. Properties of the H_2 molecule

Containing two identical hydrogen atoms linked by a covalent bond, the hydrogen molecule is homonuclear and thus highly symmetric. Due to this symmetry, the molecule has no permanent dipole moment and so all the observed ro-vibrational transitions are forbidden electric quadrupole transitions ($\Delta J = \pm 2$) with low values of the spontaneous emission coefficient

(A). Since H_2 is the lightest possible molecule it has a low moment of inertia, and hence a large rotational constant ($B/k_B = 85.25$ K), leading to widely spaced energy levels even when the rotational quantum number J is small. In addition, there are no radiative transitions between ortho- H_2 (spins of H nuclei parallel, odd J) and para- H_2 (spins antiparallel, even J), so the ortho and para molecules constitute two almost independent states of H_2 . The first accessible rotational transition is therefore $J = 2 \rightarrow 0$, which has an associated energy of $\Delta E/k_B \sim 510$ K. Even so, the lowest excited rotational levels of molecular hydrogen are not easily populated, making H_2 one of the most difficult molecules to detect in space via emission. In absorption, the situation is different since Lyman ($B^1\Sigma_u^+$) and Werner ($C^1\Sigma_u$) electronic bands in the far-UV (from 912 Å to 1155 Å) provide a very sensitive tool to detect even very diffuse H_2 , down to column densities as low as a few 10^{12} cm $^{-2}$ – provided a space-born far-UV spectroscopic facility, as well as a UV-bright background source, are available.

2.1.2. Excitation mechanisms

H_2 may be excited via several mechanisms as described below. The relative population of the H_2 levels depends on the exciting sources and the physical conditions of the gas.

- Inelastic collisions: If the gas density and temperature are high enough, inelastic collisions with H^0 , He, H_2 and e^- can be the dominant excitation mechanism, at least for the lower rotational energy levels (e.g. Le Bourlot et al., 1999).
- Radiative pumping: In the presence of far-ultraviolet radiation (FUV, $\lambda > 912$ Å), the molecule is radiatively pumped into its electronically excited states. As it decays back into the electronic ground state, it populates the high vibrational levels, and the subsequent cascade to $v = 0$ gives rise to a characteristic distribution of level populations and fluorescent emission in the visible and infrared (IR) regions of the spectrum (e.g. Black and van Dishoeck, 1987; Sternberg, 1989). This excitation mechanism is observed in PDRs where it is the dominant pathway for excitation of ro-vibrational and high rotational levels. UV pumping could also contribute significantly to the excitation of the pure rotational 0-0 S(2)-S(5) lines, since their upper states ($v=0, J=4-7$) are relatively high in energy and their critical densities are high even at moderate temperatures ($n_{\text{crit}} \geq 10^4$ cm $^{-3}$ for $T \leq 500$ K).
- By formation: The internal energy of the nascent H_2 can also specifically affect the level populations. However, of all the UV photons absorbed by H_2 only 10 to 15% lead to dissociation. Then, for an equilibrium between photo-dissociation and formation, the ratio of the rates of formation pumping and fluorescent pumping of the high-excitation levels in the electronic ground state is $\sim 15/85$. Fluorescent pumping should therefore dominate over formation pumping by a factor five. Thus, unless the level distribution of newly formed H_2 is strongly concentrated

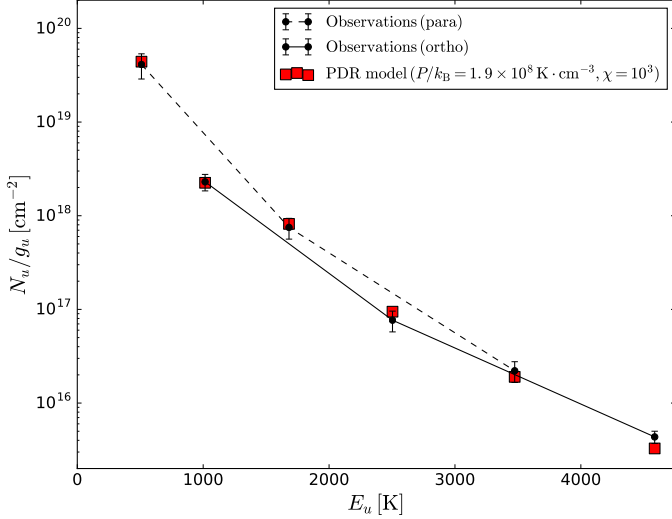


Figure 1: Rotational diagram of H_2 in the NGC7023 NW PDR, comparing the observations (Fuente et al., 1999) with PDR models (with the Meudon PDR Code, Le Petit et al., 2006). Ortho and para transitions are distinguished to highlight the non-LTE ortho-para ratio.

toward a small number of high energy levels, the H_2 formation excitation will not specifically affect the H_2 spectrum (see e.g. Black and van Dishoeck 1987; Le Bourlot et al. 1995 for models and e.g. Burton et al. 2002 for possible observational signatures).

- X-ray photons and cosmic rays: In X-ray emitting environments (such as active galactic nuclei or young stellar objects), X-rays which are capable of penetrating deeply into zones opaque to UV photons, can influence the excitation of H_2 (e.g. Maloney et al., 1996; Tiné et al., 1997). H_2 excitation may also occur by collisions with secondary electrons generated by cosmic ray ionization.

2.1.3. H_2 excitation diagrams: what information can we get?

H_2 excitation diagrams are commonly used to show the population distribution of the molecules across the available levels. Assuming the mid-IR lines are optically thin, the column density of the upper level of each pure rotational transition is measured from the spectral line flux F_ν of a given transition according to $N_u = 4\pi F_\nu / (h\nu A\Omega)$, where h is Planck's constant, ν is the frequency of the transition, A is the Einstein coefficient for the transition, and Ω is the solid angle of the observed region. In Local Thermodynamic Equilibrium (LTE), the upper level column density is related to both the excitation temperature T , and the total column density N_{tot} via, $N_u/g_u = N_{\text{tot}} \exp(-E_u/k_B T)/Z(T)$, where E_u is the energy of the upper level of the transition, k_B is the Boltzmann constant and $Z(T)$ is the partition function², and $g_u = (2S+1)(2J+1)$ is the degeneracy of the upper level of the transition. In this last expression S is the spin quantum number for a given J transition. The spin value is $S = 0$ for even J (para- H_2), and $S = 1$

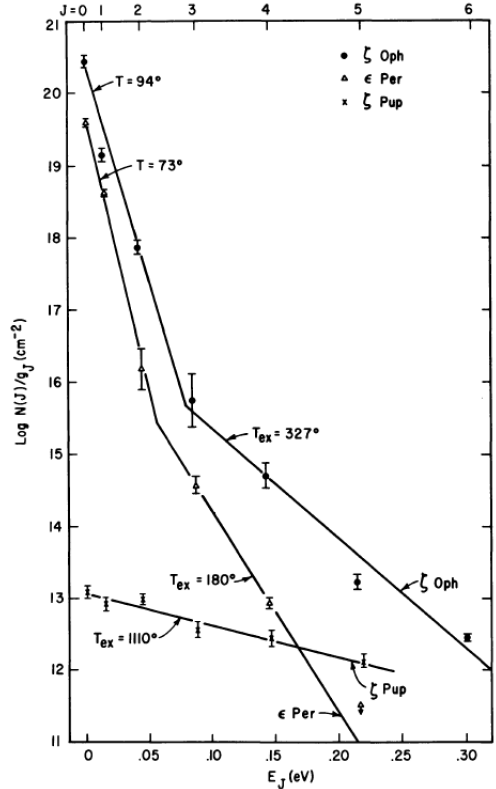


Figure 2: First H_2 excitation diagram published for three stars observed with *Copernicus* (Spitzer and Cochran, 1973). This diagram illustrates the fact that two distinct temperatures are needed to fit all J levels, except for low H_2 column densities ($N(H_2) < 10^{15} \text{ cm}^{-2}$).

²An analytical approximation is given by $Z(T) = 0.0247T / (1 - \exp(-6000/T))$, where T is in K (Herbst et al., 1996).

for odd J (ortho- H_2). The H_2 excitation diagram is usually presented as a plot of $\log_e(N_u/g_u)$ versus E_u/k (see Fig. 1). For a single excitation temperature the slope of a line fit to these points would be proportional to T^{-1} .

Two approaches to fit the H_2 excitation data referred to above will now be discussed. The first is a traditional method of fitting single or multiple temperature components to the excitation diagrams. This method was first used for the local diffuse ISM detected in absorption in *Copernicus* spectra of a few bright stars (Spitzer and Cochran, 1973) (see Fig. 2) and has been generalized to many *Copernicus* (Savage et al., 1977) and FUSE (Rachford et al., 2002, 2009) lines of sight. For translucent lines of sight generally studied in absorption, the excitation diagrams yield mean gas temperatures around 55–80 K from the first excitation levels $J = 0$ to $J = 2$, and excitation temperatures above 180 K from the higher J levels. This method is commonly used to study H_2 studies in other galaxies. It is generally assumed that, for the lower pure rotational H_2 transitions, the ortho and para- H_2 species should be in collisional equilibrium. As shown by Roussel et al. (2007) for H_2 densities $\gtrsim 10^3 \text{ cm}^{-3}$, most of the lower rotational transitions should be thermalized, and temperatures derived from fits to the ortho- and para- H_2 transitions should yield consistent temperatures. After normalizing by the ortho-para ratio (OPR), significant deviations from LTE would appear as an offset between the odd- and even- J H_2 transitions when plotted on an excitation diagram.

A second method of fitting the excitation data is an extension of the first method, by assuming that the molecular gas temperatures can be modeled as a single power-law distribution, again assuming that the gas is in thermal equilibrium (Togi and Smith, 2016; Appleton et al., 2017).

A non-LTE ortho-para ratio appears in excitation diagrams as a systematic offset between the data for ortho and para levels (see Fig. 1). Such non-thermalized OPRs (for the rotational levels) are commonly observed in PDRs (Fuente et al., 1999; Moutou et al., 1999; Habart et al., 2003, 2011; Fleming et al., 2010), and can either indicate that other conversion mechanisms dominate over reactive collisions (e.g. dust surface conversion, Le Bourlot, 2000; Bron et al., 2016), or that H_2 doesn't have time to thermalize because of fast advection through the dissociation front. Non-LTE OPRs are also commonly seen in the excitation diagrams associated with ro-vibrational transitions, but these ratios are not indicative of the actual OPR of the gas because of preferential pumping effects affecting the populations of the vibrational states (Sternberg and Neufeld, 1999).

2.1.4. H_2 transitions and specific diagnostic power

The radiative and collision properties of the H_2 molecule make it a diagnostic probe of unique capability in a variety of environments (See Sect. 4 for a discussion of these environments).

- A unique probe of gas excitation: Many competing mechanisms can contribute to the excitation of molecular hydrogen. Since we understand reasonably well the radiative and collisional properties of this molecule we can construct realistic models of the response of H_2 to its sur-

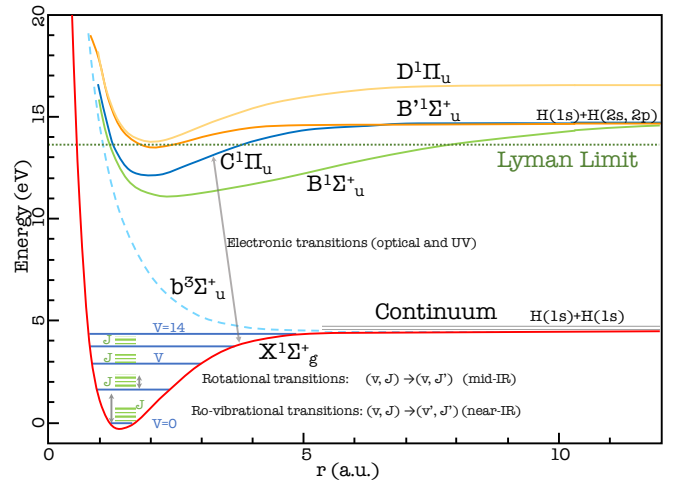


Figure 3: Electronic potentials of H_2 as a function of the separation between both atoms. The subscripts g and u stand for *gerade* (even) and *ungerade* (odd) symmetries. Vibrational and rotational levels are indicated schematically for the lowest electronic level. Energy levels are indicated with respect to the ground state ($v = 0$). Levels with vibrational excitation $v > 14$, in the continuum region, lead to the dissociation of the molecule. Adapted from Le Petit (2002).

rounding to probe the dominant heating processes taking place in a given environment (e.g., photon heating, shocks, dissipation of turbulence, X-rays).

- A thermometer and mass scale of the warm gas: The lowest rotational transitions of H_2 , generally promoted by collisions, provide a wonderful thermometer for the bulk of the gas above ~ 80 K. The rotational excitation of H_2 becomes important only for temperatures $T \gtrsim 80$ K because the $J = 2$ state lies 510 K above the $J = 0$ state ($J = 3$ lies 845 K above $J = 1$). Due to the low A values of the associated optical transitions, any optical depth effects are usually unimportant for these spectroscopic lines. H_2 lines are optically thin up to column densities as high as 10^{23} cm^{-2} . Furthermore, H_2 is the principal constituent of the molecular gas. Thus, these spectral lines provide accurate probes of the mass of the cool/warm ($T \gtrsim 80$ K) gas.
- A unique probe of the warmest photo-dissociation layers subject to photo-evaporation: Self-shielding of H_2 against photo-dissociation is efficient from low H_2 column densities. H_2 can then be present when other molecules, such as CO, would already be photo-dissociated. Thus H_2 can probe, in a unique way, the outer warmest photo-dissociation layers of clouds or proto-planetary disks which are subject to photo-evaporation.

Three types of spectroscopic transitions can be observed for H_2 (shown in Fig. 3, see also Field et al., 1966): the electronic bands in the UV (shown in Fig. 4), the ro-vibrational transitions in the near-IR (shown in Fig. 5), and the pure rotational transitions in the mid-IR (shown in Figs. 5 and 6). Electronic

transitions of H_2 , in the UV, can be used as probes of two gas regimes: (i) in absorption to probe cold gas ($T \sim 50\text{-}100$ K, such as in the diffuse ISM); (ii) in emission to probe highly excited gas ($T \sim \text{few } 1000$ K such as in outflows or inner disks). UV absorption measurements of vibrationally excited interstellar H_2 can also be used as probes of highly excited gas. H_2 electronic transitions in absorption occur between the ground vibrational level of the ground electronic state ($X^1\Sigma_g^+$) and the vibrational levels of the first ($B^1\Sigma_u^+$) or the second ($C^1\Pi_u$) excited electronic states. In the $X^1\Sigma_g^+$ state the $v = 1$ vibration level is ≈ 6000 K above the ground state, so that ro-vibrational excitation (such as that associated with the $2.12\ \mu\text{m}$ line) requires kinetic temperatures $T > 1000$ K or FUV pumping excitation. The main utility of these near-IR H_2 lines lies in their applicability for probing very small quantities of hot gas. H_2 pure-rotational emission in the mid-IR traces the bulk of the warm gas, generally at temperatures from 100 K up to 1000 K.

2.1.5. *Observational challenges: how and where can we observe the H_2 molecule in space?*

As noted above, the electronic transitions of H_2 occur at ultraviolet wavelengths, a region of the spectrum to which the Earth's atmosphere is opaque; hence, observations in this spectral region can only be made from space. The first detection of H_2 beyond the Solar System was made by Carruthers (1970) via UV absorption spectroscopy employing a rocket-borne spectrometer. This discovery was followed by UV observations with the Copernicus space mission that confirmed the presence of the hydrogen molecule in diffuse interstellar clouds (for a first review on this subject see Spitzer and Jenkins, 1975, and references therein). The H_2 absorption lines from the diffuse ISM, i.e. those arising from the low-lying rotational levels of the lowest vibrational level of the ground electronic state (as mentioned in section 2.1.2), can only be observed in the far UV, below $1130\ \text{\AA}$, accessible to Copernicus, ORPHEUS and FUSE (see Fig. 4), as well as HST/COS after 2010 (but only at low resolution with $R \approx 2000$). Only the excited vibrational levels have lines above $1150\ \text{\AA}$, accessible to IUE, and GHRS and STIS on board HST, but they are detected only in a few ISM lines of sight of very high excitation (see Meyer et al., 2001, for an absorption spectrum of vibrationally excited H_2 toward HD 37903, the star responsible for the illumination of NGC 2023). In emission those lines appear only in circumstellar regions like the cited case of the accretion disk observed with HST by France et al. (2010), or in many T Tauri stars observed with IUE, HST or FUSE.

Ro-vibrational and rotational transitions of H_2 are faint because of their quadrupolar origin, as noted above. Moreover, these lines lie, most of the time, on top of a very bright continuum due to the emission of interstellar dust (e.g., see Fig 5); hence, observations at high spectral resolution are needed to disentangle these weak molecular lines. Ground based high-resolution spectrographs (e.g., VLT, Gemini, Subaru) are commonly used to probe the near-IR H_2 ro-vibrational lines. For the case of rotational lines which occur in the mid-IR, the Earth's atmosphere is again, at best, only partially transparent. The mid-IR window with high sky background is a very challenging

region of the spectrum in which to perform high sensitivity observations from the ground. Thus, H_2 mid-IR emission studies from the ground (e.g., VISIR, TEXES) are, to date, limited to relatively bright sources (with fluxes typically larger than 1 Jy). Space-based platforms are needed to observe fainter infrared sources in the mid-IR, but here spectral and spatial resolution are limited (e.g. ISO, Spitzer).

Finally, most of the interstellar H_2 can lie hidden in cool, shielded regions (e.g. Combes and Pineau des Forêts, 2000) where the molecular excitation could be too low for H_2 to be seen via emission lines, and the local extinction is too high to allow the detection of lines resulting from UV pumping. In these regions, a way to estimate indirectly the molecular fraction has been proposed by Li and Goldsmith (2003) by measuring the residual atomic hydrogen fraction via HI Narrow Self-Absorption (HINSA) observations.

In the near future, mid-IR instrumentation such as the high-resolution mid-IR spectrograph EXES in the airborne observatory SOFIA, and the mid-IR spectrograph MIRI in the James Webb Space Telescope will greatly increase the critical observational sensitivity, spatial and spectral resolution, and will provide stringent tests of our current understanding of H_2 in space.

In the following section we give a few examples of multi-wavelength observations of H_2 transitions in Galactic and extragalactic environments.

Galactic environments. H_2 lines have been detected from Galactic sources as diverse as photo-dissociation regions (PDRs), shocks associated with outflows or supernovae remnants, circumstellar envelopes and proto-planetary disks (PPDs) around young stars, planetary nebulae (PNe), diffuse ISM, and the galactic center. UV absorption lines measured with FUSE, a very sensitive experiment which detected H_2 down to $N(\text{H}_2) < 10^{14}\ \text{cm}^{-2}$, show that H_2 is in fact ubiquitous in our Galaxy (e.g. Shull et al., 2000). UV absorption lines enable us to measure the column densities of H_2 in the rotational J levels of the ground vibrational and electronic states in diffuse and translucent lines of sight, with visual extinctions (A_V) up to about 3 to 5, and to measure the molecular fractions f_{H_2} . In the diffuse ISM, with visual extinctions $A_V \leq 1$ mag, the molecular fractions range from 10^{-6} at low HI column density up to $\sim 40\%$ (Savage et al., 1977; Spitzer and Jenkins, 1975; Gillmon et al., 2006). In translucent sight lines (which are lines of sight with greater extinction $A_V = 1 - 5$ mag), the molecular fraction can be as high as 70% (Rachford et al., 2002, 2009), but is never too close to 1. UV absorption lines also enable us to estimate the H_2 formation rate in the diffuse ISM (e.g. Jura, 1975; Gry et al., 2002), as well as characterize the gas temperature and excitation (e.g. Spitzer and Cochran, 1973; Gry et al., 2002; Nehmé et al., 2008; Bron et al., 2016). H_2 absorption lines have also been detected towards circumstellar envelopes of young stellar objects, YSOs, (e.g. Martin-Zaidi et al., 2008). The main limitations here are the restricted number of sources against which H_2 can be detected in absorption (which is limited to interstellar gas with $A_V \leq 5$ and intercepting the line of sight toward a bright UV source, thus it prohibits the observation of dense molecular clouds). In practice, UV absorption ob-

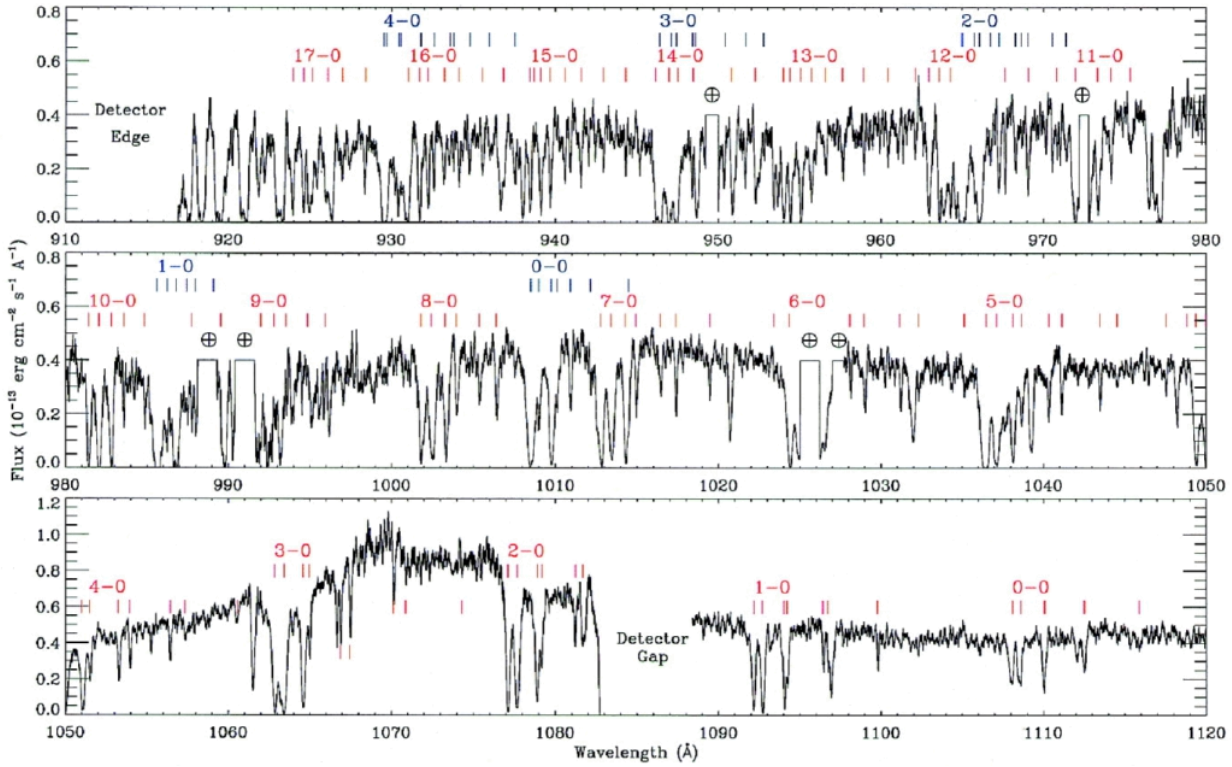


Figure 4: Full FUSE spectrum of ESO 141-G55, which illustrates diffuse Galactic H_2 detected in absorption in the spectrum of a Seyfert galaxy. $N(H_2) = 1.9 \cdot 10^{19} \text{ cm}^{-2}$; $N(HI) = 3.5 \cdot 10^{20} \text{ cm}^{-2}$. This spectrum has a resolution of $R \approx 12,000$ and $S/N \approx 15$ per smoothed (30 km s^{-1}) bin ($1040\text{--}1050 \text{ \AA}$) and $S/N \approx 25$ at 1070 \AA . Lower (red) and upper (blue) ticks mark the detected Lyman and Werner lines of H_2 , respectively. Bright terrestrial airglow lines superimposed on the interstellar HI Lyman absorption lines have been truncated. From Shull et al. (2000).

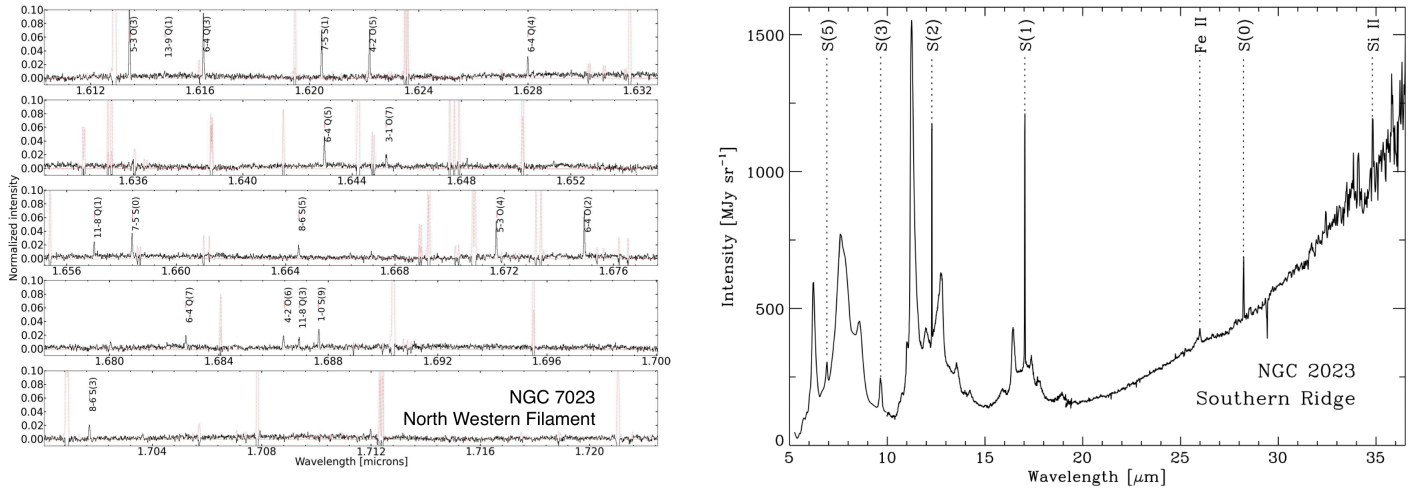


Figure 5: Left panel: Part of the near-IR spectra from the north western filament of the reflection nebula NGC 7023, which illustrates H_2 rovibrationally excited detected in emission in PDRs. This spectrum obtained with the Immersion GRating Infrared Spectrograph (IGRINS), has a resolution of $R \approx 45,000$. The spectra show here are into the wavelength ranges $1.610\text{--}1.722 \mu\text{m}$. The intensity has been normalized by the peak of the $1\text{-}0 \text{ S}(1)$ line. The dash-red lines display OH airglow emission lines, observed at "off" position $120''$ to the north from the target. Within the $1'' \times 15''$ slit and the total wavelength coverage $1.45\text{--}2.45 \mu\text{m}$, 68 H_2 emission lines from rovibrationally excited H_2 have been detected. From Le et al. (2017). Right panel: Spitzer mid-IR spectra toward the reflection nebula NGC 2023, which illustrates H_2 rotationally excited detected in emission in PDRs. Full spectral coverage from the four Spitzer/IRS modules (SL2, SL1, SH, and LH) with a resolution of $R \sim 60\text{--}120$ and 600 , as obtained by averaging 15 pixels that sample the Southern Ridge emission of the nebula. H_2 pure rotational and atomic fine structure emission lines are identified over strong PAH features and dust continuum. From Sheffer et al. (2011).

servations only allow the study of the molecular gas in the Solar Neighborhood or in cirrus and molecular clouds at high Galactic latitude (Gillmon and Shull, 2006; Gillmon et al., 2006), in intermediate-velocity clouds in the Galactic halo, in the Magellanic Clouds (Tumlinson et al., 2002), in a few external galaxies, and in objects with a specific geometry. On the other hand, as mentioned above, far-UV H_2 emission lines have unveiled the presence of hot gas in the disks of many T-Tauri stars. In cases where mid-IR CO spectra, or traditional accretion diagnostics, suggest that the inner gas disk has dissipated, far-UV H_2 observations offer unambiguous evidence for the presence of a molecular disk (e.g. France et al., 2012).

Infrared emission of H_2 was first observed via the $2\ \mu\text{m}$ rovibrational lines (most notably the 1-0 S(1) line at $2.12\ \mu\text{m}$) towards Galactic shocks, PDRs, and PNe (e.g., Gatley et al., 1986; Pak et al., 1996; Burton et al., 1990; Lemaire et al., 1999; Walmsley et al., 2000; Cox et al., 2002). Luhman et al. (1997) provided the first combined IR/UV picture of an H_2 fluorescence cascade in a single object (a PDR). Deep near-infrared spectra of bright PDRs, taken with high resolution, enable us to detect many emission lines from ro-vibrationally excited molecular hydrogen that arise from transitions out of many upper ro-vibrational levels of the electronic ground state (e.g., Kaplan et al., 2017; Le et al., 2017, see Fig.5). Since atmospheric transmission in the K band is relatively good, H_2 lines in the near-IR have been searched for in relatively faint objects using large telescopes (such as disks, e.g. Carmona et al., 2011).

ISO and Spitzer provided a fundamental step forward, in that they enabled us to exploit the potential of the H_2 pure rotational lines in the mid-infrared, probing the bulk of the warm gas. This gave access to the H_2 rotational diagram in various sources (PDRs, shocks, YSOs, PNe, SNR, low UV excited clouds, diffuse ISM), as well as its spatial variation in some extended sources (e.g. Neufeld et al., 1998; Draine and Bertoldi, 1999; Cesarsky et al., 1999; Rosenthal et al., 2000; van den Ancker et al., 2000; Lefloch et al., 2003; Neufeld et al., 2009; Maret et al., 2009; Goldsmith et al., 2010; Fleming et al., 2010; Habart et al., 2005b, 2011; Hewitt et al., 2009; Rho et al., 2017; Sheffer et al., 2011; Mata et al., 2016). H_2 data have allowed us to better characterize the shocks (e.g., measure the temperature history, and age) associated with outflows from young stars or supernova remnants and the different possible H_2 excitation mechanisms at different evolutionary stages of young stellar objects and planetary nebulae (e.g., Neufeld et al., 1998; Pineau Des Forêts and Flower, 1999; Cesarsky et al., 1999; van den Ancker et al., 2000; Lefloch et al., 2003). This work also showed that H_2 is a major contributor to the cooling of astrophysical media where physical conditions lie in between those of hot molecular gas and cold molecular gas. It has proved possible to estimate the gas temperatures and densities of the transitional layers of the ISM which separate ionized and neutral molecular gas. However, by comparing the observations with the PDR model predictions, the model can account well for the H_2 rotational line intensities and excitation temperature in strongly irradiated PDRs (e.g. Sheffer et al., 2011, see Fig. 5), but underestimates the H_2 excitation temperature and intensity of the excited rotational lines in low/moderate UV irradiated

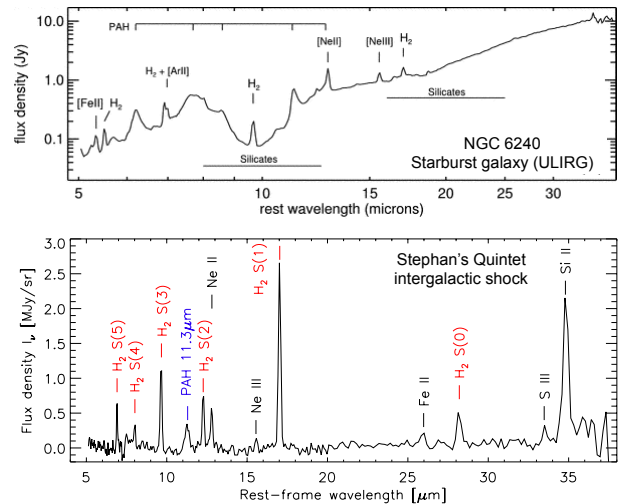


Figure 6: Two examples of extragalactic mid-infrared spectra (taken with the Spitzer IRS) showing prominent rotational lines of H_2 . *Top panel*: spectrum from Armus et al. (2006) of NGC 6240, a nearby ($z = 0.0245$) merging galaxy that has a powerful starburst, a buried (pair of) AGN, and a superwind. Prominent emission lines and absorption bands (horizontal bars) are marked. *Bottom*: spectrum from Guillard et al. (2010) of the Stephan's Quintet intragroup medium, taken in between two colliding galaxies. The shocked medium is rich in H_2 but with very weak star formation and UV radiation field. Note the strength of the H_2 lines (marked in red) compared to the dust continuum, as opposed to the star-forming galaxy NGC 6240 shown above.

regions (e.g. Goldsmith et al., 2010; Habart et al., 2011). This underlines that our understanding of the warm H_2 gas is incomplete and could suggest additional excitation of H_2 or gas, or out-of-equilibrium processes.

Extra-galactic environments. Observations of molecular hydrogen emission from external galaxies started with the detection of near-IR emission coming from hot molecular gas found in photo-dissociation regions or shocks, especially in the central regions hosting AGN or major starbursts (e.g. Wright et al., 1993; Mouri, 1994; Goldader et al., 1997). Because they are difficult to observe from the ground, the observations of the pure rotational lines of H_2 from external galaxies started with the Infrared Space Observatory (ISO), and continued with the *Spitzer* infrared (IR) satellite (e.g. Valentijn and van der Werf, 1999; Lutz et al., 2003; Verma et al., 2005). In star forming galaxies, rotational H_2 line emission is thought to come from PDRs (Rigopoulou et al., 2002; Higdon et al., 2006; Roussel et al., 2007). A tight correlation between the H_2 and IR luminosity is inferred for star-forming galaxies and the H_2 to polycyclic aromatic hydrocarbon (PAH) luminosity ratio in this kind of galaxies is within the range of values that are expected from PDR emission, suggesting that UV photons are the main H_2 excitation source. The Active Galactic Nuclei galaxies exhibit a stronger H_2 to PAH ratio than dwarf and star-forming galaxies (Roussel et al., 2007), suggesting that the radiation from the AGN is not sufficient to drive H_2 emission.

More recently *Spitzer* IRS observations have shown that our census of the warm H_2 gas in galaxies may be severely incomplete, revealing a new class of galaxies (including elliptical

cal galaxies, AGN, galaxy groups, and galaxy clusters) with strongly enhanced H₂ rotational emission lines, while classical star formation indicators (far-infrared continuum emission, ionized gas lines, polycyclic aromatic hydrocarbons, PAHs) are strongly suppressed (Appleton et al., 2006; Ogle et al., 2007; Guillard et al., 2009; Cluver et al., 2010; Ogle et al., 2010; Guillard et al., 2012b; Ogle et al., 2012; Peterson et al., 2012; Guillard et al., 2015a). Among the sample of H₂-luminous objects, the Stephan’s Quintet is certainly the object where the astrophysical context is clear enough to identify the dominant source of energy that powers the H₂ emission and to associate it with the mechanical energy released in a galactic collision (Guillard et al., 2009, 2012a; Appleton et al., 2013, 2017). In these sources, the luminosity of the H₂ lines cannot be accounted for by UV or X-ray excitation, and their properties suggest that the dissipation of turbulence is the main heating mechanism for the warm H₂ gas. The strong H₂ line emission is a dominant gas cooling channel and traces the turbulent cascade of energy associated with the formation of multiphase gas. The dynamical interaction between gas phases drives a cycle where H₂ gas is formed out of shocked atomic gas (Guillard et al., 2009). In the M82 starburst galaxy, the galactic wind is observed to be loaded with H₂ gas with dust entrained (Beirão et al., 2015). Because the timescale to accelerate molecular material from the galactic disk to tens of kpc in the wind is longer than the dynamical timescale of the outflow, and because the H₂ excitation is consistent with models of slow shocks, it has been argued that the H₂ gas in the outflow is formed by post-shock cooling during the interaction of the wind with the gas in the galactic halo.

2.1.6. Observational constraints on the H₂ formation rate

The determination of the formation rate and abundance of H₂ for a given region of the ISM is crucial, as it controls most of the subsequent development of the chemical complexity, as well as a substantial part of physics of the region, and can allow us to discriminate between the H₂ formation mechanisms that may be operating. Early studies (Gould and Salpeter, 1963; Hollenbach and Salpeter, 1971; Jura, 1975) provided the first estimates of H₂ formation rates in the diffuse ISM, concluding that grain surface chemistry is an unavoidable route for efficient molecular hydrogen formation.

The observationally determined H₂ formation rate coefficient in the diffuse ISM, $R_{\text{H}_2} \sim 3 - 4 \times 10^{-17} \text{ cm}^3\text{s}^{-1}$ (Gry et al., 2002), appears to be rather invariant. Nevertheless, Habart et al. (2004) estimate considerably higher H₂ formation rates at high gas temperatures in PDRs. Using as a diagnostic the ratio of the rotational to ro-vibrational lines of H₂, as observed and as predicted by PDR models, they determined H₂ formation rates similar or higher (factor of 5 for moderately excited PDRs) than that measured in diffuse clouds. H₂ appears to form efficiently in PDRs with gas and grains at high temperatures ($T_{\text{gas}} \sim 300 \text{ K}$ and $T \sim 30 \text{ K}$ for a grain at thermal equilibrium with the radiation field). However, it must be underlined that these results are based on the assumptions that PDRs are static, in equilibrium, while propagation of the ionization and photodissociation fronts will bring fresh H₂ into the zone emitting line radiation. These rate values are thus upper limits. Finally,

as we mention later, no observational signatures of the excitation state or ortho-to-para ratio of the newly-formed (nascent) H₂ have been obtained yet. This last point remains observationally challenging.

2.2. Experiments and quantum calculations

The formation of molecular hydrogen in interstellar space occurs primarily on the surface of dust grains. In diffuse clouds, grains are bare and are usually classified as silicates or carbonaceous materials. In the silicate class we have olivines ((Mg_x,Fe_{1-x})₂ SiO₄) and pyroxines (Mg_x,Fe_{1-x} SiO₃). Observational evidence shows that these particles are sub-micron in size and are largely in an amorphous form (Draine, 2003; Jones et al., 2013). In the carbonaceous class we have sp³ (nanodiamonds), sp² (graphite, PAHs) and mixed sp³-sp² (amorphous carbon) carbon bonded materials. Again, observational evidence shows that these species are nano to sub-micron in size and largely amorphous (Jones et al., 2013). Further information about dust grains and their laboratory analogs can be found in Draine (2011); Krügel (2007); Henning (2010a,b); Jones et al. (2013).

Following the first experiments studying H₂ formation on a polycrystalline olivine sample (Pirronello et al., 1997b,a), laboratory investigations focused on the various processes involved in H₂ formation on surfaces, in order to find rate limiting process(es) for the specifically chosen conditions (kinetic energy, material, morphology, temperature, etc.). In the next subsection, we list the processes relevant to the formation of molecular hydrogen on dust grains and mention the most common experimental and theoretical techniques that have been used to study such processes. There is a vast literature on these processes, but most of it is for well-characterized systems; that is, for processes occurring on clean and well-characterized surfaces, usually single crystal surfaces (Kolasinski, 2008).

The application of results from the surface science literature to astrophysics environment should be performed very carefully, since the chemical and morphological compositions of actual ISM dust grains are largely unknown, and the processes described below (sticking, binding, diffusion, etc.) depend on many parameters, such as the kinetic energy of the incoming atom and the chemical and morphological composition of the surface. For a recent detailed review of experimental and theoretical work on the formation of H₂ on dust grains, relevant to the ISM, see Vidali (2013). For descriptions of apparatus and measuring methods, see Fraser et al. (2002); Fraser and van Dishoeck (2004); Perry et al. (2002); Vidali et al. (2005); Watanabe and Kouchi (2008); Lemaire et al. (2010) as well as the reviews by Hama and Watanabe (2013); Vidali (2013).

2.2.1. Relevant processes: sticking, binding, diffusion, reaction, and desorption

The formation of molecular hydrogen on a solid surface involves a few key physical processes: trapping, binding, diffusion, reaction and desorption. It helps to make the distinction between weak, long-range interactions with the surface, and strong, localized interactions. In the former, called physisorption, the particle approaching from the gas phase interacts with

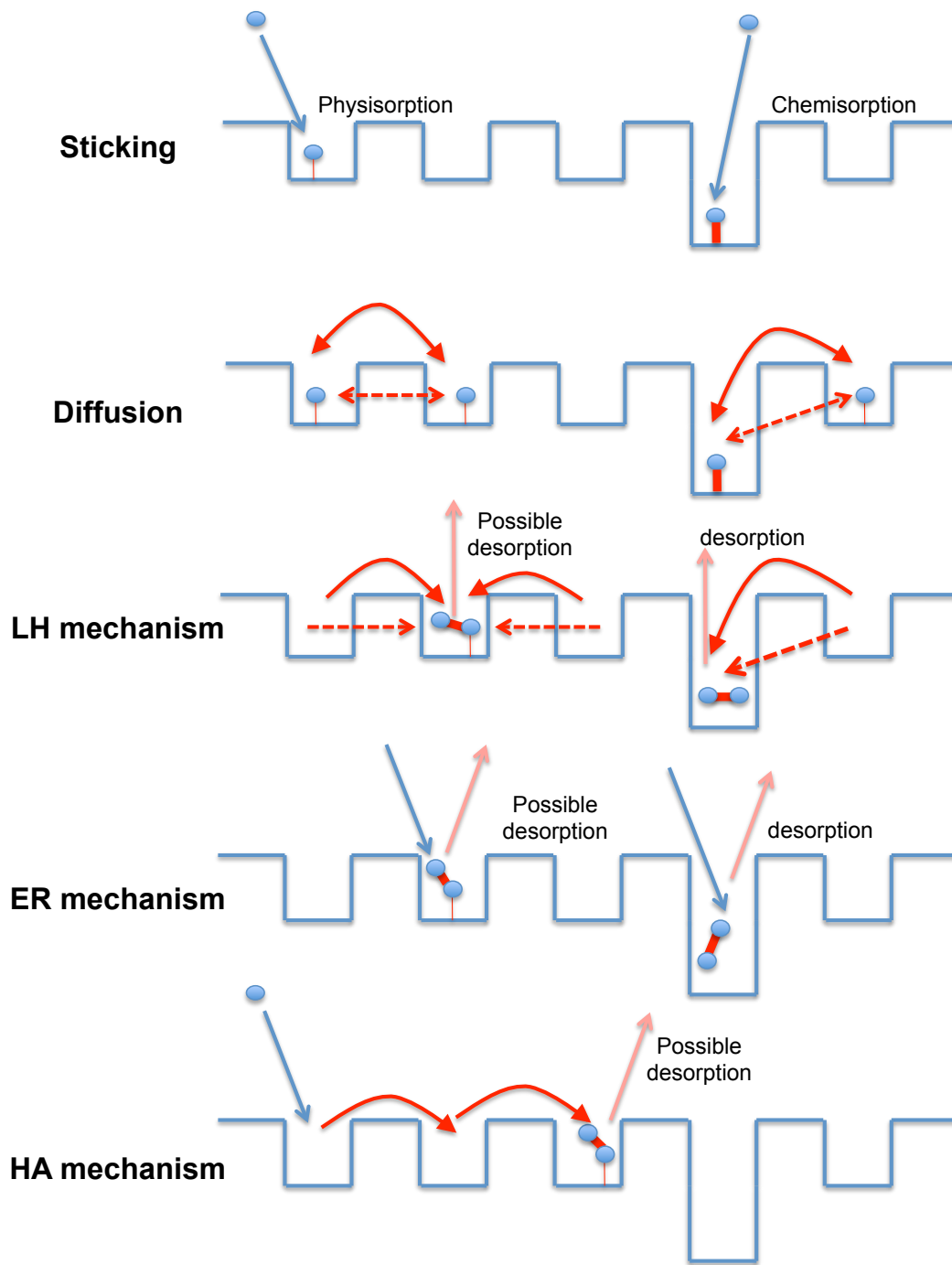


Figure 7: Schematic illustrating Key surface processes involved in the formation of H₂.

the surface via long-range van der Waals forces (Bruch et al., 2007a). This binding energy is of the order of tens of meV (Vidali et al., 1991). Experiments studying H atoms interacting with silicate, water ice and graphite surfaces at low kinetic energy and low sample temperatures suggest that physisorption is the class of interaction that is pertinent in these cases, as discussed below.

For the case of a strong interaction between the adsorbate and the surface, chemisorption, a strong bond (\sim eV) is formed between the incoming atom and the surface (Kolasinski, 2008). This class of interaction is important, for example, in experiments involving energetic H atoms interacting with the basal plane of graphite (Zecho et al., 2002b; Hornekær et al., 2006a,b) or of thermal H atoms encountering PAHs (Snow et al., 1998; Rauls and Hornekær, 2008; Thrower et al., 2012; Mennella et al., 2012; Cazaux et al., 2016).

In the trapping of an atom on a surface, the atom from the gas phase has to lose enough of its kinetic energy to remain confined to the surface. Trapping and sticking are often used interchangeably, but here we will define trapping as the temporary residence of the atom on the surface; that is, the atom is not necessarily fully energetically accommodated. We contrast “trapping” with “sticking” where the particle is fully accommodated (i.e. thermalized) on the surface. The residence time on the surface is then determined by the strength of the bond to the surface and the surface temperature. Sticking has been measured for hydrogen molecules on a variety of surfaces and at different incident kinetic energies (Matar et al., 2010; Chaabouni et al., 2012). Due to technical difficulties, there are only few experimental measurements of atomic hydrogen sticking on analogs of interstellar dust grains (Pirronello et al., 2000). Computationally, the sticking process has been investigated for H/H₂ on graphite (Sha et al., 2005; Kerwin and Jackson, 2008; Morisset et al., 2010; Cazaux et al., 2011; Lepetit et al., 2011a; Lepetit and Jackson, 2011b) and on water ice (Hollenbach and Salpeter, 1970; Buch, 1989; Buch and Czerminski, 1991; Masuda and Takahashi, 1997; Masuda et al., 1998; Al-Halabi et al., 2002; Al-Halabi and van Dishoeck, 2007; Veeraghattam et al., 2014) using methods ranging from molecular dynamics simulations to fully quantum mechanical calculations.

The binding and diffusion of atoms on surfaces are particularly important processes in the formation of molecular hydrogen on dust grains. Binding regulates the time a hydrogen atom or molecule resides on a grain via the relationship

$$\tau = \tau_0 \exp \frac{E_b}{k_B T_{\text{dust}}},$$

where τ_0 is related to the fundamental vibrational frequency ν_0 of an atom in a potential energy well describing the motion perpendicular to the surface, E_b is the binding energy of the atom on the surface, k_B the Boltzmann constant and T_{dust} the temperature of the surface.

For a crystalline surface of a given material, only a handful of binding sites need to be considered. For example, in the case of physisorption of H on the basal plane of graphite, the deepest binding energy site is at the center of the graphitic hexagon (Petucci et al., 2013), while in the case of H chemisorption

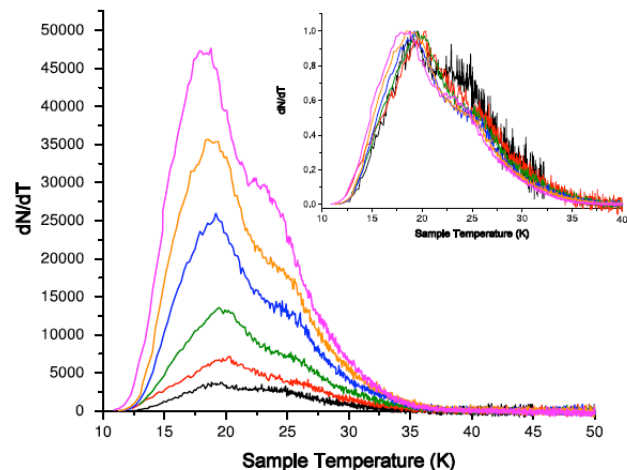


Figure 8: TPD traces of D₂ after irradiation of an amorphous silicate sample at 12 K for different lengths of time (2, 4, 8, 16 and 32 min). Inset: normalized traces; for clarity, the trace of 2 min irradiation (black line) is not shown for T > 32 K. From Vidali and Li (2010) - GV

on graphite, the preferred binding site is on top of a carbon atom (Jeloaica and Sidis, 1999). However, actual dust grains are amorphous, and therefore a range of binding sites, with potentially different binding energies, need to be considered.

For long-distance diffusion, the atoms suffer a larger risk of being trapped at deep potential sites, hence long-distance diffusion tends to be limited by higher activation barriers than short-distance diffusion (see section 2.2.4). Except for cases where adsorption is activated, the desorption energy of a particle from the surface is the same as the binding energy.

Using the technique of temperature programmed desorption (TPD) in which the temperature of the surface is increased rapidly and the desorbing particles collected, the distribution of desorption energies, and therefore of binding energy sites, has been obtained for many atom/molecule - surface systems (Amiaud et al., 2006; He et al., 2011; Amiaud et al., 2015). Figure 8 shows the desorption of D₂ that has been deposited on an amorphous silicate surface. The peaks are rather wide, indicating that D₂ is desorbing from sites with a wide distribution of binding energies. For a comparison with desorption from a single silicate crystal, see (Vidali and Li, 2010; He et al., 2011). Because of technical limitations in detecting atomic hydrogen, the distribution of the energy sites available on analogs of dust grain surfaces is known primarily for molecular hydrogen and its isotopologues, rather than for atomic hydrogen. In the TPD experiments, information of atomic diffusion is derived from H₂ formation (recombination) rates coupled with H-atom diffusion. Therefore, the obtained activation energy should depend on the initial coverage of H atoms. That is, experiments at high coverage, where only short-distance diffusion is required for recombination, tend to yield lower activation energies for diffusion (see section 2.2.4).

Given the low surface temperature of dust grains (10-20 K) in some ISM environments where molecules are formed, the motion of an atom that has landed on a grain surface may

be restricted. The rate of hydrogen atoms landing on a sub-micron interstellar dust grain is very low. For a sub-micron-sized grain of cross-sectional area $\sigma \sim 10^{-10} \text{ cm}^2$, the number of hydrogen atoms landing on the grain per second is given by $\dot{N} = \frac{1}{4} n_{\text{H}} \times v \times \sigma$, where n_{H} is the H number density in the gas and v its speed. For $n = 10^4 \text{ atoms/cm}^3$ and $v = 5 \times 10^4 \text{ cm s}^{-1}$, $\dot{N} = 10^{-2}$ per second.

For a successful $\text{H}+\text{H} \rightarrow \text{H}_2$ reaction, either the surface needs to be saturated with H atoms, or an H atom has to sample a large part of the grain before encountering another H atom. Thus, experimental and theoretical works have aimed at characterizing H atom diffusion on morphologically complex surfaces and at finding the conditions required to obtain a high coverage of H atoms on the surface.

For an H atom on a surface, diffusion can proceed via tunneling or thermal hopping. The surface temperature strongly regulates the thermally activated hopping rate, as in the Arrhenius expression

$$\Gamma = \nu \exp\left[\frac{-E_{\text{d}}}{k_{\text{B}} T_{\text{dust}}}\right],$$

where E_{d} is the energy barrier for diffusion and $\nu = \nu_0 \exp\left(\frac{\Delta S}{k_{\text{B}} T}\right)$, with ΔS being the change in entropy between the saddle point and the adsorption site (Tsong, 2005). In practice, the approximation $\nu \sim \nu_0$ (the characteristic vibrational frequency of the particle in the potential well for motion leading to the saddle point) is made.

Tunneling, the rate of which has a very weak dependence on the temperature of the surface, should dominate the diffusion rate at sufficiently low temperatures. However, the tunneling rate depends strongly on the width and height of the energy barrier, as in

$$k_{\text{d}} = \nu_0 \exp\left[\frac{-2a(2m_{\text{H}}E_{\text{d}})^{\frac{1}{2}}}{\hbar}\right],$$

assuming a rectangular potential, where a and E_{d} are the width and height of the barrier, and m_{H} is the mass of the hydrogen atom. In an amorphous solid, there can be a wide distribution of both barrier widths and heights, leading to long residence times of the H atoms in the deep wells of the binding energy landscape. This situation is not unlike the trapping of electrons in amorphous silicon.

The diffusion of a single atom, by random hopping or tunneling, across the surface is called single particle (or tracer) diffusion, as to distinguish it from the concentration driven diffusion (Tsong, 2005). The direct measurement of tracer diffusion is obtained using visual methods such as field ion microscopy and scanning tunneling microscopy, or with quasi-elastic particle scattering (Miret-Artés and Pollak, 2005). Due to technical restrictions, and because these techniques are applied to conductive surfaces (typically metals and graphite), they find few applications in probing astrochemically relevant surfaces. Indirect methods, such as the ones used in experiments to study HD and H_2 formation (see next Section for details), can provide estimates of the average mobility of H atoms in astrochemically relevant situations.

The activation energy for diffusion is empirically related to the binding energy. From experiments probing atoms weakly adsorbed on well-ordered surfaces, we find $E_{\text{d}} \sim \alpha E_{\text{b}}$ and $\alpha=0.3$, where E_{d} and E_{b} are the energy barrier for thermally activated diffusion and the binding energy, respectively (Bruch et al., 2007b). Analysis of experiments studying H atoms on dust grain analogs give a wider range of values of α , from $\alpha \sim 0.3$ up to $\alpha \sim 0.8$ (Katz et al., 1999; Perets et al., 2005, 2007), depending largely on the morphology of the surface. For the case of H atoms strongly localized on the surface, as in the case of H chemisorbed on graphite or PAHs, the calculated thermal activation energy to migrate out of the adsorption site can be comparable to the energy for desorption.

Experiments have shown that on the surfaces of a wide variety of solids the formation of H_2 occurs via three main mechanisms: Langmuir-Hinshelwood, Eley-Rideal, and ‘‘hot atom’’ (Kolasinski, 2008). In the Langmuir-Hinshelwood mechanism, atoms from the gas phase first become accommodated on the surface and then, via diffusion, they encounter each other and react. The resulting molecule might or might not leave the surface, depending on how the energy gained in the reaction is partitioned.

In the Eley-Rideal reaction, an incoming atom interacts directly with a partner on the surface; the incident atom is not accommodated on the surface. The resulting molecule is likely to leave the surface retaining much of the energy gained in the reaction. Here, the cross-section for the reaction is of the order of atomic dimensions. The ‘‘hot atom’’ mechanism is similar to the Eley-Rideal one, but here the atom first lands on the surface, without becoming fully accommodated, and proceeds to sample the surface at supra-thermal energy until it finds and reacts with a partner species.

Examples of detections of Eley-Rideal or abstraction reactions relevant to ISM environments are found in works involving experiments of H atoms interacting with PAHs, hydrogenated amorphous carbon and graphite (Snow et al., 1998; Zecho et al., 2002b; Hornekær et al., 2006a,b; Mennella, 2008; Thrower et al., 2012; Mennella et al., 2012; Cazaux et al., 2016). The various processes involved in the formation of H_2 are summarized in Fig. 7.

Theoretical calculations, confirmed by experimental results studying H_2 formation on graphite (Latimer et al., 2008; Islam et al., 2007, 2010), show that ro-vibrational excitation of H_2 leaving the surface upon formation is concentrated around high values of the vibrational quantum number (3-4) and low values of the rotational quantum number. There have been a few attempts to detect a signature of such H_2 formation, via observations of transitions of H_2 in appropriate regions of the ISM, but with no success to date (Tin e et al., 2003; Thi et al., 2009). The ortho (odd rotational quantum number J) to para (even J) ratio of H_2 can yield information concerning the thermal history of the associated cloud, as well as concerning the conditions associated with H_2 formation on the grains of the cloud (Wilgenbus et al., 2000; Le Bourlot, 2000), although presence of other H_2 molecules co-adsorbed on the grain can hinder the release of excited molecules (Congiu et al., 2009).

In the laboratory, measurements of the ro-vibrational state of

nascent (freshly-formed) molecules on surfaces have been used to determine whether the ortho to para ratio of such newly-synthesized molecules would be different from the statistical ratio (Hama and Watanabe, 2013); for temperatures greater than about 200 K, the statistical ratio is 3. Measurements show that for H₂ formed on surfaces of amorphous solid water at low temperature the nascent molecules possess the appropriate statistical value of the OPR (Watanabe et al., 2010; Gavilan et al., 2012).

Experimental and theoretical results of H₂ formation need to be appropriately adapted to the conditions present in the relevant environments of the ISM; this adaption can be performed by using robust experimental data in computer simulations of processes occurring in ISM environments. Specifically, experiments are performed at much higher H atom fluxes than are present in the ISM, and probe chiefly the kinematics of the reactions. Hence, simulations need to translate this laboratory information to reveal its impact under the conditions pertaining in the ISM: such as low fluxes of H atoms impinging on grains and steady-state conditions. For example, Katz et al. (1999) used rate equations to fit experimental data (temperature programmed desorption traces) of H₂ formation on polycrystalline and amorphous silicates and on amorphous carbon. They then used the results to predict the formation of H₂ under the conditions of the ISM. Cazaux et al. (2005) considered both physisorption and chemisorption interactions in their rate equations and fitted the same data as in (Katz et al., 1999) but with more parameters. They found that only a physisorption interaction between H atoms and the surface was necessary to explain the data. Cuppen and Herbst (2005) instead used continuous-time, random-walk Monte Carlo code to study the effect of surface roughness on the formation of molecular hydrogen using a model square lattice. These investigators found that roughness increased the grain temperature range over which H₂ formation is efficient. Stochastic effects, arising from the fact that the actual size distribution of dust grains in the ISM is skewed to small grains, have also been taken into accounts in models by Biham and Lipshtat (2002); Cuppen et al. (2006); Cazaux and Spaans (2009); Le Bourlot et al. (2012); Bron et al. (2014).

2.2.2. Silicate surfaces

The ubiquitous observation of molecular hydrogen in widely varying interstellar environments poses significant challenges in explaining its formation. In diffuse clouds, dust grains are largely bare and the formation of H₂ occurs on silicates and amorphous/graphitic carbon (graphite, amorphous carbon, and PAHs). The first experiments studying H₂ formation on dust grain analogs involved a polycrystalline silicate (Pirronello et al., 1997b). In these experiments, the aim was to measure the efficiency of H₂ formation under conditions which simulated the ISM.

Quantifying the formation of H₂ is particularly challenging. For example, in a typical experiment, molecular hydrogen is dissociated and the resulting atoms directed onto a sample surface, see Figure 9. Although it is possible to dissociate up to nearly 90% of the H₂ molecules in such an H atom source, the remaining un-dissociated species will contaminate the sample,

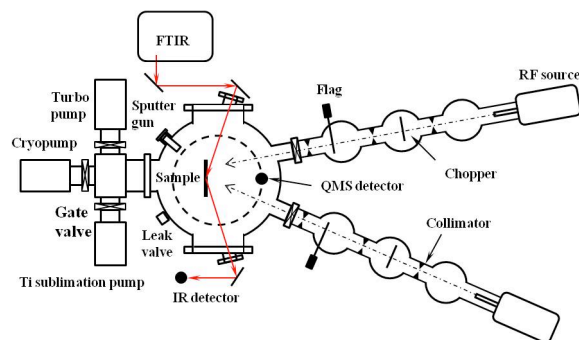


Figure 9: Apparatus at Syracuse University used to study H₂ formation on silicate surfaces. Two independent beam lines converge on a sample mounted on a rotatable flange. A quadrupole mass spectrometer mounted on a rotatable platform can quantify and identify both the products from the surface and the species in the incident beams.

making it impossible to determine if molecules on the surface came from the source or are the product of atomic recombination on the surface. This limitation was lifted in the work of Pirronello et al. (1997b) by using two beamlines directed at the sample, one dosing H atoms and the other dosing for D atoms. In this situation, under the associated experimental conditions, the formation of HD can only occur on the surface of the sample. Another technical limitation of this class of experiments is associated with contamination. Even in a state-of-the-art ultra-high vacuum apparatus (base pressure 10^{-10} torr), the adsorption of background gas (mostly hydrogen) on the surface of the sample limits the sensitivity and duration of experiments studying H₂ formation. Using highly collimated beams, as shown in Figure 9, allows experimental operating pressures approaching 10^{-10} Torr.

Another technical limitation associated with laboratory experiments is the fact that fluxes of H atoms employed are, for practical reasons, orders of magnitude higher than in the ISM. This mismatch of fluxes cannot be solved directly. However, with careful experimental design and the use of simulations to reproduce the conditions in the ISM, as performed by Katz et al. (1999) and Biham and Lipshtat (2002), the efficiency of H₂ formation in the ISM can be obtained from experimental kinetic data. Further work by the Biham's group studied the effect of particle size (Lipshtat and Biham, 2005) and porosity (Perets and Biham, 2006) on H₂ formation in interstellar environments. Diffusion of H atoms was included in the simulations of the formation kinetics (Katz et al., 1999), revealing that the ratio of the energy barrier for H atom diffusion to the binding energy is considerably higher than the typically assumed value (~ 0.3) for physisorbed atoms on single crystal surfaces (Bruch et al., 2007b). Because the H atom binding energy could not be well constrained, only an upper limit of 0.7 could be obtained for this ratio in the fitting of Katz et al. (1999). The reason for this unusually high diffusion barrier is likely to be the complex morphology of polycrystalline and amorphous silicates.

Subsequent experiments showed that the efficiency of atomic recombination to form H₂ is dependent on the morphology of the surface, the efficiency being larger on amorphous silicates

than on crystalline or polycrystalline silicates. The simulations by Katz et al. (1999) of H₂ formation on polycrystalline silicate and on amorphous carbon, and by Perets et al. (2007) on amorphous silicate, showed that, under the conditions present in diffuse interstellar clouds, the efficiency of atomic recombination to form H₂ is high over only a narrow range of temperatures. In the experiments modeled by Katz et al. (1999) and by Perets et al. (2007), most of the molecules that were formed remained on the surface and only a small minority left the surface following their formation. Both the molecules coming off the surface upon formation, and the ones that remained on it, were detected using a quadrupole mass spectrometer whose sensitivity is inversely proportional to the speed of the particles.

In an experiment studying H₂ formation, in which it was possible to detect molecules leaving the surface in superthermal rovibrational states, Lemaire et al. (2010) found that some nascent molecules were formed on, and ejected from, the surface at a temperature as high as 70K. Although the kinetic energy of H₂ was not measured, experimental conditions and analogy with the experiments studying H₂ or HD formation on graphite, by Baouche et al. (2006); Islam et al. (2007); Latimer et al. (2008); Islam et al. (2010), suggest that the kinetic energy was of the order of an eV. Thus, it is possible that earlier experiments underestimated the proportion of nascent molecules immediately leaving the surface following their formation.

The influence of the morphology of the silicate surface on the kinetics of molecular hydrogen formation was studied by He et al. (2011). This work determined the distribution of the binding energy of the species on the surface using TPD. Specifically, the shape of TPD traces, which record the desorption rate (the differential of the desorption yield), as a function of temperature, can be fitted using a distribution of binding energies.

As mentioned before, it is difficult to detect atomic hydrogen in TPD experiments, especially when the surface coverage is less than one layer. However, experiments studying D₂ show a dramatic difference between TPD spectra from a single crystal of forsterite (Mg₂SiO₄) and from an amorphous silicate. The derived binding energy distribution for the amorphous sample is much wider, and centered at a much higher desorption energy, than the one for the single crystal. Experiments studying H+D → HD formation are consistent with the D₂ experiments: they show that HD formation on a silicate crystal occurs at lower temperatures than on amorphous silicate, suggesting that thermally activated diffusion plays an important role in the reaction (He et al., 2011).

Compared with the significant number of theoretical investigations of the interaction of H atoms with carbonaceous surfaces, there are few reports of theoretical investigations of H atoms interacting with silicate surfaces. Such calculations have been performed involving the stable (010) surface of Mg₂SiO₄ as well as the (001) and (110) surfaces which have higher surface energies. Goumans et al. (2009) used an embedded cluster approach where part of the surface was described by DFT and part by analytic potentials, while Garcia-Gil et al. (2013), Navarro-Ruiz et al. (2014), and Navarro-Ruiz et al. (2015) employed Density Functional Theory. H₂ is formed more readily on the (010) surface due to the fact that on the other surfaces

H atoms are more strongly adsorbed and the barriers to diffusion are thus higher. Mg atoms are the most favorable sites for physisorption, while chemisorption is on the oxygen site. However, the physisorption energy of H on crystalline silicates, and the energy barriers to diffusion, are calculated to be considerably higher than the values given by experiments on amorphous silicates. Goumans et al. (2009) invoked hydroxilation of the surfaces used in experiments to reconcile the discrepancy between these theoretical and experimental values, while Navarro-Ruiz et al. (2014) pointed out the challenge for computational studies in correctly taking into account the large dispersion energies in weak interactions and open shell systems when using DFT. The calculations show that H₂ formation via the Langmuir-Hinshelwood mechanism is favored on the (010) surface (Navarro-Ruiz et al., 2014, 2015).

2.2.3. Carbonaceous surfaces

H₂ formation on graphite. The interaction of atomic hydrogen with graphite surfaces, and the pathways to molecular hydrogen formation on these surfaces, have been studied in considerable detail both theoretically and experimentally. Hydrogen atoms can both physisorb and chemisorb on graphite:

Physisorbed H atoms are weakly bound in a shallow potential well with a depth of 43.3 ± 0.5 meV resulting in a ground state binding energy of 31.6 ± 0.2 meV, as determined by scattering experiments (Ghio et al., 1980). The sticking coefficient has been estimated theoretically to be 5-10 % for H atoms with translational energies ranging from 0 to 50 meV (Medina and Jackson, 2008; Lepetit et al., 2011a).

Once in the physisorbed state, the H atom is highly mobile on the surface with a diffusion barrier predicted by theory to be only 4 meV (Bonfanti et al., 2007). This high mobility allows H atoms to scan a large area of the surface and recombine with any other H atoms they encounter; atoms which could be physisorbed, chemisorbed or incident from the gas phase. This reactivity can occur both at low temperatures, where the atom's high surface mobility is assisted by tunneling, and at higher temperatures, where the high thermally induced mobility may allow a significant surface area of a grain to be explored by the atom, even if the atom's lifetime in the physisorbed state is extremely short (Cuppen and Hornekær, 2008; Creighan et al., 2006).

Chemisorption of H atoms on the graphite surface is more complex than physisorption. A single H atom can chemisorb above a carbon atom in the graphite surface with a binding energy of 0.7-1.0 eV (Sha et al., 2002; Hornekær et al., 2006b; Casolo et al., 2009b; Ivanovskaya et al., 2010). However, this binding requires the associated carbon atom to pucker up, out of the surface, by 0.1 Å. Thus, the chemisorption is associated with a large energy barrier of 0.15-0.2 eV (Jeloaica and Sidis, 1999; Hornekær et al., 2006b). As a consequence of this barrier, the sticking probability for H atoms into the chemisorbed state is highly energy dependent and has mainly been estimated theoretically (Sha et al., 2005; Kerwin et al., 2006; Kerwin and Jackson, 2008; Morisset and Allouche, 2008; Morisset et al., 2010; Karlicky et al., 2014; Bonfanti et al., 2015).

The diffusion of isolated chemisorbed H atoms on graphite is highly disfavored with calculated barriers of 0.8-1.1 eV (Hornekær et al., 2006a; Ferro et al., 2003). The chemisorption of one H atom dramatically changes the reactivity of carbon atoms on specific neighboring graphitic sites, yielding a reduction, or even disappearance, of the barriers for chemisorption of a second incoming H atom nearby (Hornekær et al., 2006a; Rougeau et al., 2006). As a consequence, sticking probabilities of H atoms on sites in the vicinity of previously chemisorbed H atoms are increased. Thus, hydrogen atoms predominantly adsorb into dimer or cluster structures on the graphite surface (Ferro et al., 2003; Hornekær et al., 2006b,a). Diffusion barriers of H atoms within such clusters are reduced and values of 0.2-0.4 eV for diffusion into more energetically favorable adsorption structures have been found (Hornekær et al., 2006b).

Molecular hydrogen formation via reactions between chemisorbed H atoms has a high activation barrier of ~ 1.4 eV (Zecho et al., 2002a; Hornekær et al., 2006b). In contrast, Eley-Rideal reactions between impinging gas-phase H atoms and chemisorbed H atoms have been shown to be barrier-less for the case of abstraction from specific dimer structures (Bachelierie et al., 2007), and, in recent calculations, also for abstraction of hydrogen monomers (Bonfanti et al., 2011). Experimental measurements involving 2000 K H atoms impinging on a hydrogenated graphite surface, held at 300 K, show Eley-Rideal (including hot atom) cross-sections of 17 \AA^2 at low H coverage decreasing to 4 \AA^2 at high coverage (Zecho et al., 2002b). However, at low collision energies, theory predicts that quantum reflection effects will limit the Eley-Rideal abstraction cross section (Casolo et al., 2009).

A few measurements regarding the energy partitioning in molecular hydrogen formation on graphite have been reported. The ro-vibrational distribution has been measured for molecular hydrogen formed via reactions involving physisorbed H atoms on a graphite substrate held at 15-50 K. The measurements show high vibrational excitation energies with the vibrational distribution peaking at $v=4$ (Latimer et al., 2008), while only minimal rotational excitation, corresponding to an excitation temperature of 300 K, was observed (Creighan et al., 2006; Latimer et al., 2008). Theoretical calculations predict significantly higher vibrational excitation (Morisset et al., 2005).

The kinetic energy for hydrogen molecules formed from reactions between chemisorbed H atoms on graphite has been measured experimentally and yielded an average of 1.4 eV (Baouche et al., 2006). No measurements exist of the energy partitioning for molecular hydrogen formed by Eley-Rideal abstraction reactions with chemisorbed species. However, using relaxed surface, theory predicts that the majority of the released energy goes into vibrational excitation (Martinazzo and Tantarini, 2006a,b; Bachelierie et al., 2009; Sizun et al., 2010; Morisset et al., 2003, 2004). In these calculations geometrical constraints limit information on the partitioning into rotational excitation. However, approximating the surface as rigid, theoretical results (Farebrother et al., 2000; Meijer et al., 2001) reveal H_2 forms with low vibrational excitation and high rotational excitation.

H_2 formation on amorphous carbon surfaces. Molecular hydrogen formation was studied experimentally on low temperature (5-20 K) compact amorphous carbon surfaces upon irradiation with 200 K H and D atoms. Formation efficiencies above 50 % were observed at 5 K, followed by a rapid fall off in efficiency with increasing surface temperature to below 10 % at 18 K (Pirronello et al., 1999). This fall off in efficiency was ascribed to the short lifetime of weakly bound physisorbed H/D atoms at increased temperatures, and may also indicate a reduced mobility of the adsorbed atoms, compared with the case of graphite. The height of the diffusion barrier in this situation is expected to be very strongly dependent on the exact nature of the carbonaceous surface.

Molecular hydrogen formation on hydrogenated porous, defective, aliphatic carbon surfaces has also been studied experimentally. H atoms chemisorb strongly to carbon defects with low activation barriers, an experimentally determined activation barrier of 70 K has been reported (Mennella et al., 2006), and typical binding energies in the range of 3-6 eV. Hence, molecular hydrogen formation from two H atoms chemisorbed on such defective carbon surfaces is generally not energetically favorable. However, once the high energy binding sites have been saturated with H atoms, less tightly bound H species may then adsorb and be available for reaction. Furthermore, molecular hydrogen formation involving chemisorbed H atoms on these surfaces can still proceed via Eley-Rideal or hot atom abstraction reactions. The cross-section for such reactions has been determined for a hydrogenated porous, defective, aliphatic carbon surface over a substrate temperature range 13 - 300 K and for H atom temperatures ranging from 80 to 300 K. The results show that the reaction is barrierless at low surface temperatures, while a small activation barrier of 130 K was found at surface temperatures above ~ 100 K (Mennella, 2008). An abstraction cross-section of 0.03 \AA^2 , roughly 1/100 of the value found on graphite, was reported for 300 K H atoms impinging on a 300 K sample (Mennella, 2008). The energy partitioning in molecular hydrogen formation on these surfaces is determined by the exoergicity of the reaction, as a C-H bond has to be broken, and by the finding that the majority of the synthesized molecules are retained in the porous structure following their formation. As a result, molecular hydrogen formed on these surfaces is expected to desorb with low ro-vibrational excitation and low kinetic energy, that is with a temperature, effectively, that of the surface.

An alternative molecular hydrogen formation pathway on hydrogenated amorphous carbon is via irradiation with VUV photons. Experimental investigations show that irradiation of hydrogenated amorphous carbon with 6.8-10.5 eV photons leads to breaking of one C-H bond for every 70 incident photons. The majority of the H atoms released by this process ($\sim 95\%$) were observed to react to form molecular hydrogen (Alata et al., 2014). The H_2 molecule synthesized in this manner was observed to be retained in the surface structure. These dynamics again indicate that when these H_2 molecules eventually desorb, they will do so with a ro-vibrational distribution and kinetic energies determined by thermal equilibrium with the substrate.

H₂ formation on PAHs. The ability of PAH molecules to catalyze molecular hydrogen formation has been investigated by several authors (Snow et al., 1998; Rauls and Hornekær, 2008; Thrower et al., 2012; Mennella et al., 2012; Cazaux et al., 2016). Simple abstraction of H atoms from the PAH, by incident H atoms to generate H₂, is not energetically favorable on un-functionalized PAH molecules, due to the high C-H bond energies of ~ 4.8 eV. However, such reactions can be activated by the initial addition of excess H atoms to the PAH molecule, which then becomes superhydrogenated. Both experimental and theoretical calculations have demonstrated that this superhydrogenation via hydrogen atom addition is possible (Rauls and Hornekær, 2008; Thrower et al., 2012; Mennella et al., 2012; Cazaux et al., 2016). Addition barriers for PAHs vary, depending on charge state and degree of superhydrogenation (Rauls and Hornekær, 2008; Cazaux et al., 2016).

On the cation of coronene (a prototypical PAH), the first H addition to a C atom on the periphery of the molecule, an “edge” carbon, has a very small barrier (10 meV); while a second H atom addition has been calculated to have a barrier of 30 meV (Cazaux et al., 2016). Subsequent H addition reactions have barriers which alternate in magnitude. Some of the barriers are much higher (of the order of 0.1 eV), leading to the predominance of coronene cations with a magic number of H atoms attached (+5, +11 and + 17 extra hydrogens). The barriers for H addition to a coronene cation with an even number of extra H atoms is large, while hydrogenation of a coronene cations with an odd number of extra H atoms is small, and this alternation occurs until full hydrogenation is reached.

On neutral coronene, a barrier of 60 meV for the addition of the first H atom to an edge site has been calculated. Subsequent H addition reactions have lower barriers or are even barrierless (Rauls and Hornekær, 2008). Comparable experiments on coronene show that the first H atom addition, for atoms with energies of 1400-2000 K, has a cross-section of $0.7 \pm 0.4 \text{ \AA}^2$ (Thrower et al., 2012). Experiments on both cationic and neutral PAHs demonstrate that, for H atom beams with energies ranging from 300 K - 2000 K, high degrees of superhydrogenation (in many cases complete superhydrogenation) with one excess H atom per C atom, are attainable (Skov et al., 2014).

For the neutral coronene molecule, hydrogen addition measurements can be simulated using addition cross-sections ranging from $0.55\text{-}2.0 \text{ \AA}^2$ (Thrower et al., 2012; Skov et al., 2014; Cazaux et al., 2016). However, once the molecule is superhydrogenated, abstraction reactions to form H₂ compete with H atom addition (Rauls and Hornekær, 2008); such abstraction reactions are often barrierless. These abstraction reactions have been directly observed, via H-D exchange, using the coronene molecule (Mennella et al., 2012; Thrower et al., 2012). For incident H atoms at 300 K, an abstraction cross-section of 0.06 \AA^2 per excess H atom was measured (Mennella et al., 2012). For more energetic H atoms (2000 K) a lower cross-section of 0.01 \AA^2 per excess H atom was observed to yield better agreement between simulations and measurements (Skov et al., 2014).

2.2.4. Water ice surfaces

In cold molecular clouds where the visual extinction is larger than 3, cosmic dust grains are covered by water ice. The abundance of the H₂ molecule in molecular clouds is determined by the balance between destruction in the gas phase and formation of H₂ on the icy dust surfaces. In this section, we briefly overview the experimental work studying the physico-chemical processes involving hydrogen, which lead to H₂ formation on these icy mantles covering the dust grains. As discussed above, H₂ formation generally occurs via a sequence of elementary processes: sticking, surface diffusion, and recombination reactions. Each process has been targeted by various classes of experiments which will be described in the following subsections.

Upon H₂ formation, dissipation of the heat of reaction must occur. Following the recombination event, the excess energy of about 4.5 eV has to be partitioned between the kinetic and internal energy of the nascent H₂ and the grain. The kinetic energy of the molecule is redistributed by collisions and remains within the cloud, while internal excitation followed by deexcitation generates IR photons that may escape from the cloud. Special attention should be paid to the OPR of the nascent H₂ molecules. The energy difference of ~ 14.7 meV (corresponding to 170 K) between the ground states of the two nuclear spin isomers (ortho and para states) is large enough to affect the gas phase chemistry of H₂ in molecular clouds at around 10 K. Furthermore, since the conversion between the nuclear spin states is forbidden in the gas phase, ortho-para interconversion on the ice surface plays a crucial role in determining the OPR of H₂.

Interstellar Ices. Astronomical observations show that the 3 μm -bands seen in the infrared absorption spectra of dust are well explained by the existence of water ice as a mantle in polycrystalline and/or amorphous forms (Smith et al., 1988; Whittet, 1993). Amorphous ice (hereafter, Amorphous Solid Water: ASW) dominates at low temperatures over the polycrystalline (PCI) phase. Therefore, experimental studies began by preparing and characterizing ASW as an analogue of interstellar ice mantles. The quantity of ice observed in such mantles cannot be due to simple freezing out (accretion) of H₂O molecules synthesized in the gas phase; thus, reactions on the grain surface between hydrogen and oxygen are required. Nevertheless, it is generally believed that ASW produced experimentally by the deposition of water vapor onto cold substrates reproduces interstellar ice-mantles fairly well. However, it should be noted that the porosity of ASW strongly depends on the substrate temperature and the deposition method of H₂O vapor (Stevenson et al., 1999). Furthermore, it is known that additional processing due to D-atom exposure on pre-deposited ASW (Accolla et al., 2011) and also synthesis of ASW through D + O₂ reaction on cold surfaces (Oba et al., 2009) result in formation of compact (less-porous) amorphous ice. For the experiments relevant to H₂ formation on icy dust grains, the ASW samples were typically prepared at around 10 K by introducing H₂O vapor into vacuum chambers, sometimes through a capillary plate.

The chemical and physical properties of ASW are an important research target not only for astronomers but also for physicists and chemists (for a review, see Watanabe and Kouchi,

2008). Briefly, the main remarkable features of ASW produced at ~ 10 K are: the porous structure with its large surface area and, because of its irregular morphology, the wide variety of different adsorption sites for hydrogen atoms and molecules. The surface area of ASW was found to be 10 times larger than that of polycrystalline ice when ASW was deposited with the amount of 10^{17} molecules cm^{-2} at 10 K (Hidaka et al., 2008). These features significantly influence the associated physico-chemical processes of hydrogen atoms and molecules, such as adsorption, desorption and diffusion, when they interact with the ice surface.

Sticking and adsorption energy. H_2 formation by H-H recombination first requires adsorption of H atoms onto the icy mantle of a dust grain. Therefore, the sticking coefficients and adsorption energies of H atoms on these surfaces are key parameters. Because of significant experimental difficulties in quantifying these processes, these quantities have often been obtained theoretically. In such calculations, both semi-classical and quantum approaches have been employed (Hollenbach and Salpeter, 1970, 1971; Buch and Zhang, 1991; Buch and Czerninski, 1991; Masuda et al., 1998; Takahashi et al., 1999b; Al-Halabi and van Dishoeck, 2007). Here adsorption energies of H atoms on crystalline water ice and ASW were determined to be in the range of 300-600 K. Al-Halabi and van Dishoeck (2007) showed that the adsorption energy for H atoms on ASW is higher than that for crystalline ice by approximately 200 K.

Molecular Dynamics calculations (MD) showed that the sticking coefficients of H atoms on ASW are near unity at around 10 K, when the kinetic energy of the impinging atoms is less than about 100 K. In the MD calculations (Buch and Zhang, 1991; Al-Halabi et al., 2004; Al-Halabi and van Dishoeck, 2007), adsorption is defined as trajectories having stabilized at a total H-atom energy of ~ 100 K for duration of <10 -15 ps, where the total energy consists of the adsorption and kinetic energies of H atom. The sticking coefficient was found to decrease steeply with the increasing incident energy of atoms. However, it should be noted that MD calculations can only follow a very short time period of the H-atom dynamics. Thus, the calculated sticking coefficients may differ from those derived under realistic conditions in experiments and astrophysical environments (Al-Halabi et al., 2004). Buch and Zhang (1991) evaluated the temperature dependence of the sticking coefficient. A very good match between the experimental values of the sticking coefficient for molecular hydrogen and the theoretical value has been found (Matar et al., 2010). The sticking coefficients for H atoms calculated to date are summarized in Veeraghattam et al. (2014). However, direct measurements of the sticking coefficients and adsorption energies of H atoms are not easy to perform and thus have not yet been made.

Diffusion. In molecular interstellar clouds, the accretion of an H atom onto a dust grain occurs about once a day and the coverage of H atoms on the dust grains is considered to be very low. In this situation, the LH mechanism should dominate the recombination process. Since the recombination itself is a radical-radical barrier-less reaction, the surface diffusion of H

atoms across the dust surface is the rate-limiting process for H_2 formation.

The diffusion rate, via thermal hopping over the appropriate energy barriers, can be simply derived from the Arrhenius equation. For example, assuming activation energies of 200 and 500 K with a frequency factor of 10^{12} s^{-1} , the hopping rates become 10^3 and 10^{-10} s^{-1} , respectively, at a surface temperature of 10 K. However, since in reality the surfaces of ASW and even those of PCI consist of a variety of adsorption sites accessed by different diffusion barriers, it is not easy to predict the actual diffusion rate. Furthermore, diffusion by tunneling should also be considered at low surface temperatures.

The tunneling-diffusion rate is much more sensitive to the shape, especially width, of barriers than thermally activated hopping. Although a rectangular potential is often used for estimating a tunneling rate, this is a very simplified model. The tunneling diffusion of H atoms on ice was first studied theoretically by Smoluchowski (1983). He evaluated tunneling diffusion for a non-periodic amorphous structure and indicated that the diffusion on ASW is significantly slower than on PCI, leading to a corresponding recombination rate at least three orders of magnitude lower on ASW.

In recent years, assuming a thermal hopping mechanism, activation energies for H atom surface diffusion have been derived from TPD experiments. Analyzing the TPD spectra obtained experimentally after H or D atoms have been deposited on ASW, Perets et al. (2005) reported the activation energy to be in a range of 41-55 meV. Similarly, applying a simple rate equation model to the results of TPD experiments, Matar et al. (2008) determined the activation energy of D atom diffusion to be about 22 meV. This discrepancy in the results between the two groups could partly originate from different surface coverages of atoms, which require different diffusion lengths to be covered for recombination. Since the energy depths of adsorption sites have a distribution, long-distance diffusion tends to be limited by higher activation barriers than short-distance diffusion. Also, for an irregular surface structure, like that of ASW, TPD experiments, and their analysis by rate equation models with multiple parameters, result in some ambiguity in determining the value of the diffusion barrier.

Recently, using a combination of laser-induced photo-desorption and resonance enhanced multi-photon ionization (REMPI) methods, Watanabe and coworkers clarified how the diffusion mechanisms, either tunneling or thermal hopping, depend on the diffusion distance on ices (Kuwahata et al., 2015), and measured the activation barriers for thermal hopping of H and D atoms on ASW (Watanabe et al., 2010; Hama et al., 2012). Watanabe and coworkers demonstrated that the ASW surface contains various sites that can be categorized into at least three groups: very shallow-, middle-, and deep-potential sites, with associated diffusion activation energies of <18 , 22 (23 meV for D atoms), and >30 meV, respectively. These values of barriers cover those obtained by TPD experiments, and have been confirmed by recent quantum calculations (Senevirathne et al., 2017).

H_2 formation on ices.

Formation by recombination H₂ formation by atomic recombination has most commonly been investigated in TPD experiments where the yields of H₂, HD, and D₂ were detected as a result of the recombination of H and/or D atoms which were deposited on ASW (Manicò et al., 2001; Roser et al., 2002; Hornekær et al., 2003; Perets et al., 2005; Amiaud et al., 2007). In these experiments, recombination efficiencies, as a function of the surface temperature, were determined together with several parameters characterizing elementary processes such as diffusion. These results are well-summarized elsewhere (Vidali, 2013). Another class of experiment was performed by monitoring the yield of H₂ or HD species, formed by recombination, which were then photodesorbed from the ASW surface; no formal heating of the surface was performed (Hornekær et al., 2003; Watanabe et al., 2010).

As noted above, the formation of H₂ by atomic recombination releases an excess energy of about 4.5 eV. The partitioning of this energy resulting from H₂ formation is an important issue in astronomy. This importance arises because ro-vibrational emission observed from H₂ may partly be due to excitation by the energy released by recombination (Takahashi and Uehara, 2001, and references therein). The number of studies probing the energy partitioning upon H atom recombination on ASW is limited. MD calculations showed that H₂ synthesized from H atoms on ASW can be vibrationally excited in $\nu=7-8$ (Takahashi et al., 1999a). Roser et al. (2003) demonstrated experimentally that the kinetic energy of the desorbing H₂ molecules, formed by recombination on ASW, is almost equivalent to the surface temperature. Considering the vibrational energy of the nascent H₂, no highly excited species have been detected following atomic recombination on ice (Hornekær et al., 2003; Hama et al., 2012). This lack of vibrational excitation may well be because most of the freshly synthesized H₂ molecules are re-trapped within the ASW layer and thermalized there (Watanabe et al., 2010).

Formation by energetic processes Energetic agents (ions, electrons and photons) irradiating ices and ice mixtures can dissociate molecules. The fragments of such dissociative processes can recombine to generate new molecules.

- Ion bombardment: Brown et al. (1982) performed the first quantitative measurements of H₂ and O₂ formation following ion irradiation by sending 1.5 MeV He⁺ onto layers of ASW a few hundred Angstrom thick, with the surface held at 10 K. The radicals generated, that are mobile in the energized region around the ion track, recombine in a variety of different ways and diffuse out of the ice layer during the irradiation. When investigating effects induced by energetic agents, it is mandatory to use dose rates in the range in which the effects (molecule formation, sputtering and so on) are proportional to fluxes. Only under such conditions single particle effects, not cumulative ones, are measured. Under these conditions experimental results may be applied to interstellar environments, where particle fluxes are orders of magnitude lower than those used in the laboratory. With this "caveat", the yields (i.e. the average

number of molecules released by the ice per each impinging ion) were measured as function of the ice temperature (see Fig. 7 of Brown et al., 1982). Values measured in the laboratory, for a narrow range of energies of the impinging ions, may be extrapolated to all other energies encountered in space by taking into account that the formation and release of product species scale with the stopping power dE/dx (the energy lost per unit path length in the solid) of swift ions. The yield then reaches its maximum for kinetic energies of the fast ions around roughly 100 keV per nucleon, in the case of light ions (Brown et al., 1982). Pirronello and Averna (1988) and Averna and Pirronello (1991) used these laboratory results in a Monte Carlo simulation to assess the importance of the production of H₂ by cosmic ray bombardment of icy grain mantles inside, and at the edge of, dense clouds. Their evaluation should be revised due to the fact that the ionization rates involving cosmic rays in dense clouds have been increased by about an order of magnitude since their papers were published (see e.g. Caselli et al., 1998b).

- UV Irradiation: Westley et al. (1995b,a) observed the H₂ yields desorbed from 50 to 100 K ice during irradiation with Ly- α photons. Kouchi and Kuroda (1991) measured the thermal desorption spectra of H₂ molecules from UV-irradiated pure water ice. These were both rather qualitative investigations. Later, UV irradiation of water ice (Watanabe et al., 2000) showed that the fraction of D₂ molecules formed in D₂O ice, at 12 K, after a dose of 10^{18} cm⁻² UV photons ($\lambda \sim 126, 172$ nm) was around 2% of the number of irradiated D₂O molecules. Most of the D₂ molecules produced, in contrast to the case of ion irradiation, remained trapped in the ice layer. The estimated cross section for this molecular synthesis was about 2.4×10^{-18} cm², a value that may render such a process non-negligible under the UV conditions pertaining in certain molecular clouds. Yabushita et al. (2008) detected the formation and release of H₂ molecules in highly excited states ($\nu=0-5$; $J=0-17$) following UV (157 nm) irradiation of ASW at 100 K. Using the REMPI technique, they were able to recognize two distinct formation mechanisms of H₂: a hot H atom abstracts an H atom from an H₂O molecule, yielding cold H₂ molecules, and recombination of two H atoms that yields ro-vibrationally hot H₂.
- Electron Irradiation: In H₂ formation induced by electron irradiation of water ice it is important to understand the process of secondary electron generation by ion bombardment of ice. The process of direct injection of free electron from the gas phase is not very relevant to interstellar environments. Kimmel and Orlando (1996) and Kimmel et al. (1994) studied the production of molecular H(D)₂ by irradiating ASW with low energy (5-100 eV) electrons. The D₂ yield increased monotonically with the temperature of the substrate in the range 88 - 145 K, doubling at the highest temperatures. The D₂ molecules showed very little translational energy (20 - 50 meV) but were vibrationally ($\nu = 0 - 4$) and rotationally ($J = 0 - 12$) excited.

The authors suggested that the dominant mechanisms for production of D_2 at 100 eV incident electron energy are dissociative recombination of holes (D_2O^+ or D_3O^+) with quasi-free or trapped electrons and dissociation of excitons at the vacuum-surface interface.

Ortho to para conversion of H_2 on ice. The ortho-to-para ratio (OPR) of H_2 released into the gas phase affects the chemical evolution of a cloud, including deuterium fractionation, (Pagani et al., 2011; Bron et al., 2016; Majumdar et al., 2017). As noted above this affect of the OPR arises because the energy difference between the ortho and para rotational ground states is ~ 14.7 meV; this energy corresponds to a temperature of 170 K, which is significantly higher than the local temperature of molecular clouds.

The radiative transformation between ortho and para states is forbidden in the gas phase. Therefore, it is highly desirable to understand how the OPR behaves when the molecules are adsorbed on icy dust grains. Watanabe et al. (2010) demonstrated experimentally that the OPR of nascent H_2 formed on ASW, at a surface temperature of around 10 K, is at the statistical value of 3, but diminishes rather quickly when H_2 is adsorbed on ice at 10 K. Similarly, Gavilan et al. (2012) reported that the OPR of D_2 formed on ASW showed a statistical OPR.

In recent years, using the REMPI method, ortho-to-para conversion rates have been measured on ASW. Sugimoto and Fukutani (2011) determined a conversion rate of $\sim 2.7 \times 10^{-3} \text{ s}^{-1}$ for H_2 and found that the conversion rate for D_2 is much slower than that for H_2 ; a fact later confirmed by another group (Hama et al., 2012). Chehrouri et al. (2011) reported that trace amounts of O_2 on ASW accelerates the nuclear spin conversion for D_2 . The conversion mechanism on ASW was first proposed by Sugimoto and Fukutani (2011). However, the role of surface temperature is not considered in their model. Very recently, the conversion rate for H_2 was found to increase steeply, from $\sim 2.4 \times 10^{-4}$ to $\sim 1.5 \times 10^{-3} \text{ s}^{-1}$, over the temperature range of 9.2–16 K (Ueta et al., 2016). This temperature dependence of the conversion rate can be explained by an energy dissipation process via phonons.

2.3. Astrophysical models

In the domain of astrophysics, numerical models are of tremendous importance. Astrophysical objects are complex systems coupling a wide range of physical and chemical processes and of spatial and temporal scales where physical conditions (density, UV flux, etc...) vary by orders of magnitude. In contrast, laboratory experiments isolate one or a few processes, which they study over a limited range of physical conditions. Numerical models then constitute the indispensable link between our experimental and theoretical knowledge of the elemental processes and astronomical observations, transforming experimental results into observable predictions, and tracing back unexpected observations to specific processes that need to be investigated in the laboratory.

Due to computational limitations, models cannot treat all aspects at the most detailed level. Astrophysical models differ in the way they focus on some parts of the physics and chemistry,

which they treat in great detail because they are the most relevant in a given astrophysical environment, while neglecting, or approximating more crudely, other aspects that are less relevant. We first present here the main approaches to modeling the H_2 formation rate itself, before discussing the broad families of astrophysical models where these approaches are used, defined in term of the areas of physics and chemistry where they place their focus.

2.3.1. Calculating H_2 formation efficiency in models

In order to calculate the H_2 formation rate in models based on laboratory experiments and/or astrophysical observations, different methods (corresponding to different levels of approximation) have been used.

Until relatively recently, most types of models used an approach based entirely on observational measurements of the H_2 formation rate in diffuse molecular clouds (Jura, 1974; Gry et al., 2002). This approach simply parameterizes the formation rate as the product of the atomic hydrogen abundance $n(H)$, the total gas density n_H (as a tracer of the dust abundance), and an efficiency parameter R_f , determined to be roughly $3 \times 10^{-17} \text{ cm}^3 \text{ s}^{-1}$. Additional dependencies, like metallicity and gas temperature, were often included, sometimes also taking the experimentally measured sticking efficiency into account.

The simplest approach based only on laboratory data is known as the *rate equation approach*, treating the surface abundances (here of H and H_2) as continuous variables obeying differential equations (similar to gas phase chemistry), using the experimentally constrained rates for each process (desorption, migration, etc...). One such widely used rate equation model of H_2 formation is Cazaux and Tielens (2002, 2004). Despite its advantages of simplicity and low computational cost, several approximations in this approach can be problematic in some regimes so that other numerical techniques have been developed (Herbst and Shematovich, 2003). The first main problem is the fact that surface populations on dust grains can be of the order of unity, which make their discrete nature crucial (e.g. Langmuir-Hinshelwood formation goes from impossible to possible when going from a single adsorbed atom on a grain to two). In addition, this approach misses any spatial effects on the surface (preferential chemisorption on neighboring sites to a chemisorbed atom, different adsorption sites have different binding energies on amorphous surfaces, etc...). The methodology also assumes a fixed dust temperature while the temperature of small grains fluctuates due to stochastic heating by UV photons.

The discrete nature of surface population results in random fluctuations (due to, for example, the stochastic nature of atom adsorption and desorption events). This can be accounted for by describing the surface populations. in statistical terms, by a probability distribution function obeying a master equation (again based on the experimentally constrained rate for the elemental processes) and solved to compute the average formation efficiency (Biham et al., 2001; Green et al., 2001). This approach is thus commonly called the *master equation approach*.

Analytical solutions are sometimes possible (Biham and Lipshtat, 2002), otherwise, numerical solution of the master equation incurs a significantly higher numerical cost than rate equation approaches. Approximations allowing faster solution have been proposed, such as the moment equation approach (Lipshtat and Biham, 2003; Le Petit et al., 2009). A careful comparison of the master equation methodology to various approximations of this approach, and to the simpler rate equation formalism, was presented in Rae et al. (2003). The master equation approach has also been extended to simultaneously account for dust temperature fluctuations of small grains (Bron et al., 2014).

Finally, *Monte Carlo simulations* can, in principle, take any level of detail into account, by simulating realizations of the random evolution of the system (again using experimentally constrained rates), over which averages and other statistics can be computed (Charnley, 2001). This approach is, however, very costly in term of computational time, and is thus rarely used inside complete astrophysical models. It has been used to study spatial effects neglected by other approaches, such as variations of binding energies across the surface (Chang et al., 2005; Cuppen and Herbst, 2005), or the effect of dust temperature fluctuations (Cuppen et al., 2006). Vasyunin et al. (2009) and Chang and Herbst (2014) have presented a new generation of Monte Carlo models computing both the gas-phase and surface chemistries for large networks (similar to the ones used by rate equation models). These models are called unified Monte Carlo models. Chang and Herbst (2014) however use a microscopic approach for the surface chemistry and a macroscopic one for the gas whereas Chang and Herbst (2014) use a macroscopic approach for both these environments.

We also note that modifications to the simple rate equation approach have been proposed to approximate effects such as discrete population fluctuations (Garrod, 2008; Cuppen and Garrod, 2011), diffusion on a spherical rather than plane surface (Lohmar and Krug, 2006; Lohmar et al., 2009), or surface inhomogeneity (Chang et al., 2006).

2.3.2. Hydrodynamical and MHD Simulations

Hydrodynamical and Magneto-Hydro-Dynamical(MHD) simulations aiming at reproducing astrophysical systems, such as galaxy formation and star formation within molecular clouds, solve the equations for the hydrodynamics (or the magnetohydrodynamics, when fluids are magnetized) in order to describe the evolution in time of the system. However, the coupling of detailed chemistry to these high-resolution, multi-dimensional time-dependent simulations is still challenging.

While most hydrodynamical and MHD simulations only treat gas dynamics (possibly including thermal balance and gravity), it is only in recent years that computational capabilities have allowed us to include the formation of molecular hydrogen. However, since in astrophysical simulations the scales at which the H_2 molecules form are never resolved, the formation and destruction processes are included as sub-grid models, described by reaction rates derived from observational constraints (Jura, 1974; Gry et al., 2002).

Approximate, less computationally demanding, approaches to compute H_2 abundances are usually stationary (Robertson

and Kravtsov, 2008; Krumholz et al., 2009; Kuhlen et al., 2012). In contrast, a time-dependent and self consistent description of the chemical evolution of the system requires much greater computational resources (Gnedin et al., 2009; Pelupessy et al., 2006; Bekki, 2013; Henderson and Bekki, 2016; Micic et al., 2012, 2013; Dobbs et al., 2008; Glover et al., 2010; Glover and Abel, 2008; Glover and Mac Low, 2007a,b; Mac Low and Glover, 2012; Smith et al., 2014; Koyama and Inutsuka, 2002; Walch et al., 2015; Hocuk et al., 2016; Valdivia et al., 2016).

The treatments used can involve different degrees of detail in representing the chemical networks. Approaches range from following the evolution of the H_2 abundance only (Valdivia et al., 2016), or that of a few more species in reduced networks (Lim et al., 1999, 2001; Glover et al., 2010), to much more complex chemical networks containing hundreds of chemical species and thousands of coupled chemical reactions (Grassi et al., 2013; Ziegler, 2016). The elemental processes of H_2 formation (diffusion, desorption,...) are usually not treated in these models, and simplified formulae are used, based observational determinations of H_2 formation efficiency (Jura, 1974; Gry et al., 2002) and scaled by the sticking coefficient of hydrogen atoms and the total dust cross-section per hydrogen nucleon (Bekki, 2013).

The dominant destruction of H_2 by photo-dissociation brings a complication, as it requires some calculation of radiative transfer. Dust extinction and self-shielding by H_2 (in the approximation of Draine and Bertoldi 1996) are usually taken into account, and are crucial in order to obtain the right photo-dissociation rates (Hartwig et al., 2015). Since the computational cost of calculating column densities is high (Clark et al., 2012; Valdivia and Hennebelle, 2014), simulations use simplified treatments, such as ray-tracing schemes (Inoue and Inutsuka, 2012), logarithmic approximations (Clark et al., 2012; Valdivia and Hennebelle, 2014), and even constant shielding parameters to avoid modeling radiative transfer in the Lyman and Werner bands.

Hydrodynamical and MHD simulations have shown that the formation of H_2 begins in the initial phases of the molecular cloud formation (Glover and Abel, 2008; Clark et al., 2012), and that compressive motions within the gas (either driven by the galaxy dynamics or the turbulence) accelerate the formation of molecular hydrogen on galactic scales (Dobbs et al., 2006), as well as on the scale of interstellar clouds (Micic et al., 2012; Glover and Mac Low, 2007a,b; Valdivia et al., 2016). Clark et al. (2012) and Smith et al. (2014) have shown that the formation of CO, which is the main tracer of molecular gas, is significantly delayed with respect to the formation of H_2 . Theoretical (Wolfire et al., 2010; Smith et al., 2014) and observational studies (Grenier et al., 2005; Paradis et al., 2012; Langer et al., 2014) point out that there is a significant amount of H_2 (between 30 and 70 percent) which is not traced by CO.

Simulations have shown that the multiphase nature of molecular clouds (where a cold and dense phase coexists with a diffuse and warm one), and their turbulent motions, have a significant effect on the abundance of H_2 . Turbulent motions mix the cold and warm phases, while the multiphase structure allows

the survival of molecules in shielded pockets of warm gas (Valdivia et al., 2016). The presence of a hot phase provides a confining pressure that increases the abundance of H₂ in cold gas clumps (Dobbs and Bonnell, 2007). Such a conclusion is consistent with the results of Henderson and Bekki (2016), who find that in disk galaxies a strong ram pressure enhances the formation of H₂.

Since molecular hydrogen also contributes to the cooling of the gas, it is perhaps expected that abundances of H₂ should affect the star formation rate and the spatial distribution of star forming regions (Christensen et al., 2012). However, the recent works of Glover and Clark (2014) and Richings and Schaye (2016) have shown that H₂ has little influence on the star formation process. On the other hand, the abundance of H₂ is important for molecular outflows (Richings and Schaye, 2016), and it plays an important role on the warm chemistry of the ISM (Valdivia et al., 2017a).

2.3.3. Kinetic models for complex chemistry

Astrochemical models aiming at studying the molecular complexity in dense and shielded interstellar regions (cold cores for instance) focus on a detailed description of the complex chemical network at play, and on the time-dependent aspect of this chemistry (as some chemical timescales become comparable to the dynamical lifetime of these clouds). Such models thus solve kinetic differential equations in which each individual chemical and physical process is assigned a rate (Wakelam et al., 2013).

The first kinetic models (Prasad and Huntress, 1980; Graedel et al., 1982; Leung et al., 1984) were based solely on gas-phase chemistry (bimolecular reactions, interactions with UV photons or cosmic-ray particles). In these models, the H₂ formation rate was computed from the collision rate of H atoms with dust grains (Hollenbach and Salpeter, 1971; Hollenbach et al., 1971). In the 90's (Hasegawa et al., 1992; Hasegawa and Herbst, 1993a,b), models including gas-grain interactions and grain surface chemistry began to be developed. Models of the surface processes were based on the Langmuir-Hinshelwood mechanism. The H accretion rate depends on the grain's geometrical cross section, the concentration of grains, the gas-phase thermal velocity of the H atoms and a sticking probability. The model then computes the time taken for a hydrogen atom to explore the entire grain via diffusion ($t_{\text{diff}} = \frac{N_s}{v_0 \exp(-E_{\text{diffus}}/(k_B T_{\text{dust}}))}$ with N_s the total number of surface sites on a grain). The rate of H₂ formation is $2t_{\text{diff,H}}^{-1} N_H^2 n_d$ with N_H the number of H atoms on the grains and n_d the number density of grains (see Hasegawa et al., 1992). This approximation assumes that there are at least two hydrogen atoms on the grain at each time and therefore overestimates the H₂ production at the accretion limit (at low density) (Caselli et al., 1998a).

In these models, the precise nature of the grain surface is usually ignored and it is assumed that the grains are covered by water ice; hence, only the H₂ binding energy on H₂O is used. The parameters required are associated with the sticking, diffusion and desorption processes in the physisorption regime. Due to their connection with deuteration, ortho-to-para conversion

on grains may also be an important phenomenon to model (Pagani et al., 1992; Majumdar et al., 2017). H₂ formation on these icy surfaces may induce some secondary effects due to the significant amount of energy released in the formation of the H-H bond. Some experimental observations, such as the reduction of the porosity of the ice (Accolla et al., 2011) associated with H₂ formation, are not included in models. Conversely, some proposed phenomena, which have not been observed experimentally (Minissale et al., 2016; Amiaud et al., 2007), such as molecular desorption induced by H₂ formation (Takahashi and Williams, 2000) or the H rejection mechanism, are sometimes included in models (Le Petit et al., 2009).

2.3.4. PDR models

PDR models focus on the interaction of UV radiation with molecular clouds. They involve simultaneous computation of radiative transfer and the chemical and thermal state of the gas, with a detailed treatment of the micro-physics of both gas and grains. Current major examples include the Meudon PDR code (Le Petit et al., 2006; Le Bourlot et al., 2012), the KOSMA- τ code (Störzer et al., 1996; Röllig et al., 2013), CLOUDY (Ferland et al., 2013), and the PDR codes of Kaufman et al. (1999, 2006) or of Meijerink and Spaans (2005). Most of these codes are one dimensional and stationary, although some higher dimensional and/or time-dependent codes have been developed recently (e.g., Bisbas et al., 2012; Motoyama et al., 2015; Hosokawa and Inutsuka, 2006), often at the cost of a simplified micro-physics and chemistry.

In PDR models H₂ formation was initially described empirically by a constant formation efficiency (e.g. using Jura 1974), but some codes have progressively included a more detailed calculation over a full distribution of grain sizes (e.g., Le Bourlot et al., 2012; Röllig et al., 2013), using a rate equation treatment of the adsorption, migration, reaction and evaporation of physisorbed and chemisorbed hydrogen atoms. Grains are heated by the UV photons and H₂ formation thus occurs on bare silicate and carbonaceous surfaces (in the warm surface layer of the region, where UV photons are not yet absorbed). On these warm bare grains, physisorbed atoms can evaporate quickly and chemisorption can play an important role in allowing an efficient H₂ formation (e.g. Le Bourlot et al. 2012) as observed in PDRs (e.g. Habart et al. 2004).

Very small grains and PAHs represent the majority of the dust surfaces on which H₂ formation can occur. H₂ formation on PAHs could be an important contribution to the total formation rate (Boschman et al., 2015). In addition, small grains undergo large temperature fluctuations on short time scales, as their low heat capacities make their temperatures sensitive to single UV photon absorption events. These fluctuations can significantly increase the efficiency of physisorption-based, Langmuir-Hinshelwood, H₂ formation in the UV-rich environments of PDRs, as was shown by Bron et al. (2014) by coupling a master equation approach to the Meudon PDR Code. In addition, the sticking coefficients at the warm gas temperatures of PDRs (several 100 K) are also important parameters (Cazaux et al., 2011). Finally, the role of surface processes in H₂ ro-vibrational excitation (in the gas) has also been investi-

gated. Ortho-para conversion on the surface was shown to have an important impact on the gas-phase OPR of H₂ in PDRs (Le Boulot, 2000; Bron et al., 2016). The impact of the internal energy content of the H₂ molecule following its formation has been less explored in models, in part due to the fact that there is little associated observational data to reproduce.

2.3.5. Shock models

Ubiquitous in the Universe, shocks are produced by violent pressure disturbances such as star-driven (or AGN-driven) jets and winds, supernovae explosions, and collisions between molecular clouds or, at larger scales, collisions between galaxies and between accretion filaments and halos of galaxies.

Due to the coupling between the chemistry and the dynamics in shocked regions, the formation of H₂, and emission from H₂, are among the most difficult astrophysical processes to model (see reviews addressing the physics and chemistry of interstellar shocks by Draine, 1980; McKee and Hollenbach, 1980; Chernoff, 1987; Hollenbach and McKee, 1989; Draine and McKee, 1993; Hartigan, 2003). Since H₂ is one of the main coolants in shocks, its energetics have always been considered in molecular shock models (Flower et al., 1985, 2003; Guillard et al., 2009; Flower and Pineau des Forêts, 2010). Magneto-hydrodynamic (MHD) shock models have been updated with a benchmark of experimental results associated with H₂ formation on carbonaceous material – see e.g. models by Guillet et al. (2009); Flower and Pineau des Forêts (2015) with data from Cuppen and Hornekær (2008); Cuppen et al. (2010). In this context, the role of chemisorption and the transfer from chemisorbed states to physisorbed states (Cazaux and Tielens, 2004) is a key point, which allows models to bridge the low and the high temperature regimes in these environments. Due to their intrinsic high temperature gradients, reproducing shocked regions without taking into account both the chemisorption and physisorption of hydrogen, and their interplay, seems to be an oversimplification.

In the presence of a magnetic field, ubiquitous in the ISM, the shock wave satisfies not only the equations representing the fluid dynamics, but also Maxwell’s equations. The magnetic field (B) does not interact the same way with charged and neutral particles, which can result in a decoupling of the charged (ions and electrons) and neutral fluids. Depending on the intensity of B and the ionization fraction of the gas, we distinguish between two types of MHD shocks, C - and J -types:

J -shocks: if B is weak or absent, or if the ionization fraction of the gas is high, the collisional coupling between charged and neutral particles is strong. These particles behave like a *single fluid*, coupled to the magnetic field. The properties of these shocks are similar to that of the hydrodynamical shocks. Across the shock front, the variables (pressure, density, velocity, etc.) change abruptly (hence J for *Jump*). The transition region, which has a scale of the order of the mean free path, is treated as a discontinuity. The pre-shock and post-shock values of the gas density, pressure and temperature are related by the Rankine-Hugoniot jump conditions.

C -shocks: if the magnetic field is present and the ionization fraction low (typically $x_e = 10^{-7} - 10^{-8}$ in dense $n_H = 10^3 - 10^4 \text{ cm}^{-3}$ molecular clouds), the neutral and charged fluids are decoupled from each other. These shocks are named *multi-fluids* or C -shocks (C for *Continuous*), because in this case the discontinuity is smoothed and the gas parameters vary continuously across the shock front.

In the shock wave, H₂ is collisionally excited (or destroyed) and chemically destroyed, but reforms on grain surfaces in the post-shock gas. In state-of-the art MHD shock codes (e.g. Flower and Pineau des Forêts, 2015), the rate of H₂ formation is simply parametrized as a function of the gas hydrogen density n_H , the grain density n_{gr} and grain size r_{gr} , and a coefficient that incorporates the probability that an H atom sticks to a grain, $1/(1 + T_{eff}/T_{cr})^{0.5}$, with T_{eff} being the effective grain temperature (Le Boulot et al., 2002) and $T_{cr} \approx 30 - 100 \text{ K}$ a critical grain temperature below which the sticking probability tends to 1. In the shock codes, the H₂ formation rate [$\text{cm}^{-3} \text{ s}^{-1}$] is thus often written as

$$n_H n_{gr} \pi r_{gr}^2 \left(\frac{8\pi T_{eff}}{\pi m_H (1 + T_{eff}/T_{cr})} \right)^{0.5}.$$

Figure 10 illustrates the impact of a dissociative J -shock wave in a molecular cloud. The passage of a shock wave impacts the physical and chemical quantities upon which the H₂ formation rate depends: the hydrogen density and grain properties (see § 4.5.3 for a discussion about the effect of shocks on grains). Rapid dissociation occurs, followed by H₂ reformation in the post-shock gas because a significant number of grains survive the passage of the shock. Figure 11 illustrates the impact of the nature of the shock (i.e. B field and ionization fraction) on the H₂ excitation. For high energy levels, the diagram is flatter for J -shocks than for C -shocks because the maximum temperature reached in the shock is higher.

MHD shock codes have been used to fit the observed H₂ diagrams, which provide clues on the dominant excitation mechanism, and physical conditions (pre-shock densities, shock velocities, magnetic field intensity), both in Galactic (e.g. Gusdorf et al., 2012) and extragalactic environments (Guillard et al., 2009, 2012b; Lesaffre et al., 2013; Appleton et al., 2017).

3. Recommended parameters

The aim of this section is to provide a table of reviewed physical parameters as inputs for models. In the previous parts, we have revealed the heterogeneity of results associated with interstellar H₂ formation and the large variety of systems involved with this process. Even though a physical parameter can be precisely defined and evaluated, it is often not directly usable in models in such a fundamental form. For example, experiments and calculations have shown that for a correct description of H atom diffusion, a single height (and width) of a diffusion barrier is not sufficient; a distribution of barrier heights is a more realistic approach. However, in astrochemical models the use of such distributions is not implemented and therefore one has to

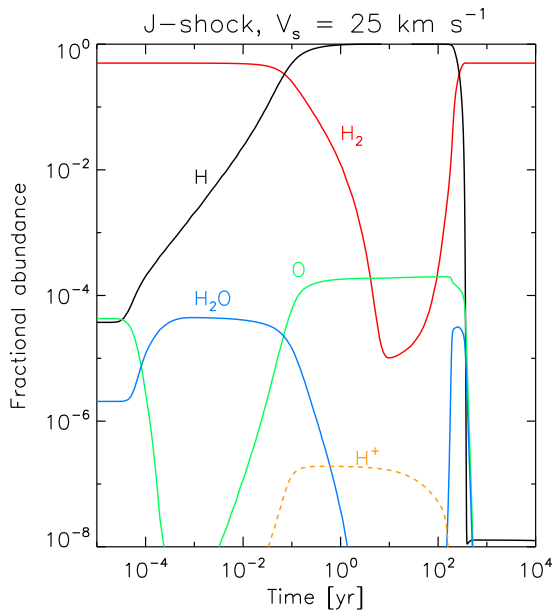


Figure 10: Fractional abundance profiles in a J -shock computed with the (Flower and Pineau des Forêts, 2015) MHD shock code. The shock velocity is 25 km s^{-1} and the pre-shock gas density $n_{\text{H}} = 10^4 \text{ cm}^{-3}$. The pre-shock magnetic field is $B_0 = 0 \mu\text{G}$. Abundances are relative to H ($n(X)/n_{\text{H}}$).

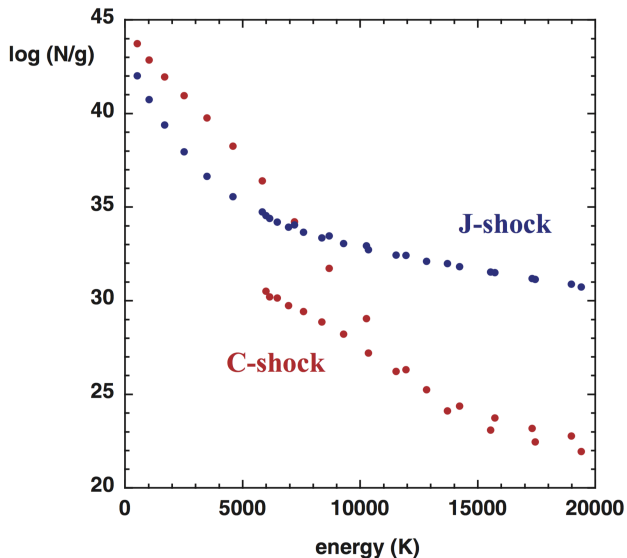


Figure 11: Comparison of the H_2 excitation diagrams of C - and J -type shock waves from the MHD code of Flower and Pineau des Forêts (2010). For both types of models, the shock velocity is 20 km s^{-1} and the pre-shock density is $n_{\text{H}} = 2 \times 10^4 \text{ cm}^{-3}$. For the the C - (resp. J) type model, the initial transverse magnetic field intensity is $B = 140 \mu\text{G}$ (resp. $B = 14 \mu\text{G}$).

choose a reasonable parameter that approximates the real complexity. We are well aware of the imperfections of this approach to parametrization, but at present it is the only approach that is viable. Therefore, each value in the table of physical parameters is the best approximation in the view of the authors. The parameters we present in the table are those commonly used in existing models.

We propose 8 prototypical classes of surface, each class, of course, often representative of a large variety of substrates: (1) amorphous and (2) crystalline silicates, (3) amorphous carbon (including a very large variety of compounds, from HAC to onion rings), (4) graphite, (5) PAHs and (6) PAH cations, and two morphologies of ice, one geometrically flat such as (7) polycrystalline ice, and one with a high degree of molecular disorder, such as (8) porous amorphous ice (ASW) grown at low ($<30 \text{ K}$) temperature.

3.1. Sticking coefficients

For physisorption, the sticking coefficient is predominantly a function of the thermal energy of the incident atoms. Of course, in principle, the surface temperature is also a parameter. However, there is a distinct lack of measurements of sticking as a function of relevant surface temperatures, and we have to neglect this parameter. This simplification is supported by the fact that physisorption plays a major role in environments where the surface temperature of grains is low and will not strongly affect sticking. We use the parametrization of Matar et al. (2010), of the sticking probability as a function of $T_{\text{gas}} = T$ which depends on 3 parameters (S_0, T_0, β) such that

$$S_{\text{phys}}(T) = S_0 \frac{1 + T/T_0}{(1 + T/T_0)^\beta}$$

where β is a geometrical factor which is equal to 2.5 for the case of isotropic deposition, which occurs in the ISM. Thus, this leaves the parameters S_0 and T_0 . When no information exists we use unity for S_0 as it is usually close to one. T_0 is the only scaling parameter of the sticking coefficient for physisorption.

For sticking involving chemisorption we use the formalism of Sha et al. (2005) referred to in Cuppen et al. (2010) for the sticking probability. This probability also depends on the surface temperature T_s of the grain;

$$S_{\text{chem}}(T, T_s) = \frac{\exp(-E_{\text{chem}}/T)}{(1 + 5 \times 10^{-2} \sqrt{T + T_s} + 1 \times 10^{-14} T^4)}$$

Therefore S_{chem} is only governed by one physical parameter E_{chem} which is the entrance barrier to the chemisorption sites. However, in case of large barriers, this expression cannot be used because H atoms can tunnel through the barrier and transmission coefficients across this barrier should be accounted for, especially at low H atom energies (Cazaux et al., 2011). In this latter study, a mixed classical-quantum dynamics calculation showed that by considering phonons, the resulting sticking probabilities are different than the transmission probabilities of the chemisorption barrier, which are typically used to model sticking probabilities. However, the resulting H_2 formation rate is only slightly influenced by the effect of phonons at low temperatures.

3.2. Energy barriers

In the table of parameters below, we let E_{diffus} correspond to the height of the diffusion barrier between two physisorption sites. A lower value means faster diffusion. E_{binding} is the energy required for an H atom to desorb from a physisorption site. $E_{\text{diffPh-Chem}}$ is the height of the diffusion barrier for going from a physisorption site to a chemisorption site. For the specific case of aromatic carbon rings, the barrier to chemisorption is dependent on whether one or more H atoms are already chemisorbed. In this case we indicate the values for the first and second hydrogen atom adsorption reaction. For graphite and neutral PAHs adsorption events beyond the first H atom often have a significantly lower or even a vanishing barrier.

We have not listed the diffusion barrier between two chemisorption sites because under astrophysical conditions this slow diffusion rarely contributes efficiently to H_2 formation. However calculated values are available for some situations (Ferro et al. (2003); Hornekær et al. (2006b)).

$E_{\text{ReacCh-Ch}}$ is the barrier to the reaction of two adjacent chemisorbed H atoms. $E_{\text{Bind-Ch}}$ is the binding energy of an isolated H atom on the listed surface.

σ_{ER} is the cross-section in \AA^2 pr. chemisorbed H atom for H_2 production via Eley-Rideal abstraction reactions with gas phase H atoms

3.3. Table of recommended values

In Table 1 we typeset values which come directly from a value already described above, or in a paper cited earlier, in regular roman font. Sometimes a range of existing values is indicated. For some other cases, the adopted value is an educated choice and we indicate such values in italic. When several determinations of a given parameter exist, we use bold-face in order to indicate that these values have been confirmed by different methods (experiments or calculations).

The lines of the table are labeled by a letter, and rows by a number: number 1 for the amorphous silicate, number 2 for crystalline silicate, number 3 for amorphous carbon, number 4 for graphite, number 5 for PAH, number 6 for PAH cation, number 7 for crystalline ice and number 8 for porous amorphous solid water.

Letter A refers to the sticking to physisorption sites.

A1 : From reference Chaabouni et al. (2012).

A2 : No data, we propose the values of A1.

A3 : No clear data, however due to the possibly high porosity and roughness, and better mass matching of aliphatic groups, the sticking should be higher than on other substrates. The adopted values corresponds to a sticking of 50% at 300 K.

A4 : Best fit from Lepetit and Jackson (2011b). We point out that values for silicates and graphite surfaces seem to be very similar despite the fact that the adopted methods are independent (experiments vs calculations).

A5, A6: No data. We propose the values of A4.

A7 : From reference Matar et al. (2010), although the measurements were performed on compact ASW. This choice was made because compact ASW has the same flat topology as the crystalline ice and differs from the crystalline structure

at meso-scale (tens of molecules). Therefore, the sticking properties of this type of ice are closer to crystalline ice than the very disordered amorphous solid water ice.

A8 : We take the values of A7. They are lower limits because it is known that the sticking of light species is enhanced by the porous structures of ice (e.g. Hornekaer et al. (2005)). We do not adopt different and higher values because the degree of porosity varies too much.

Letter B refers to the energy of diffusion E_{diffus} between two physisorption sites

B1 : From reference Perets et al. (2007)

B2 : From reference He et al. (2011). Note that in the case of polycrystalline silicates there are deeper adsorption sites and that the value of the diffusion barrier has been estimated to be 24 meV (Katz et al., 1999). Furthermore, Navarro-Ruiz et al. (2014) have computed a value of 60 meV using a molecular cluster representative of crystalline forsterite. We keep the low value of barriers from the reference He et al. (2011) because it compares different morphologies of silicates. The set of adopted binding and diffusion barriers may be less than perfect, but it is at least self-consistent.

B3 : From reference Katz et al. (1999). We point out that this value is the highest value for the diffusion barrier of all surfaces. We propose only this one existing value although amorphous carbon can adopt a large variety of morphologies with potentially different physical properties.

B4 : From calculations of Bonfanti et al. (2007)

B5, B6 : No data. We propose using the value of B4

B7: Diffusion on crystalline ice is known to be faster than the capabilities of experimental measurements at 8-15 K (Hama et al., 2012) which implies that the diffusion barrier is less than 18 meV. We choose a conservative values of 16 meV, although calculations propose even lower values (Senevirathne et al., 2017).

B8 : There is different experimental and theoretical work relatively convergent to establish a distribution of diffusion barriers (see previous section). The value 22 meV that we finally adopt is an effective value which is a consensus between the authors. However, note the reference (Perets et al., 2005) which gives a higher value (55 meV), the signature of a very deep physisorption site.

Letter C refers to the binding energy E_{binding} of the H atom physisorbed on the surface.

C1 : From reference Perets et al. (2007)

C2: From reference He et al. (2011). See comment in B2

C3: From reference Katz et al. (1999). See comment in B3.

C4: From Ghio et al. (1980) and Bonfanti et al. (2007)

C5,C6: No data. We propose using the value of C4

C7 and C8: Consensus values adopted from the work in four different groups.

Letter D refers to the sticking to chemisorption sites.

D1 : From reference Navarro-Ruiz et al. (2015).

D2 : From reference Navarro-Ruiz et al. (2014). The presence of an adsorbed H on the surface changes the barriers

Table 1: Selected values characterizing processes of hydrogen interaction with surfaces of dust grain analogs. $S_H(T)$ is the sticking coefficient of H at the temperature T, $E_{diffus.}$ is the activation energy of H diffusion, $E_{binding}$ is the binding energy of H to surfaces; energy values are in meV; 1 meV = 11.6 K/ k_B .

PHYSISORPTION								
	1: Amorphous Silicate	2 : Crystalline Silicate	3: Amorphous Carbon	4: Graphite	5: PAH	6: PAH ⁺	7: Crystalline Ice	8: Porous Amorphous Solid Water
A: $S_H(T_{gas})$	$S_0=1.0$, $T_0=25$ K	$S_0=1.0$, $T_0=25$ K	$S_0=1.0$, $T_0=125$ K	$S_0=1.0$, $T_0=24$ K	$S_0=1.0$, $T_0=24$ K	$S_0=1.0$, $T_0=24$ K	$S_0=1.0$, $T_0=52$ K	$S_0=1.0$, $T_0=52$ K
B: $E_{diffus.}$	35	8.5	44	4	4	4	< 18, 16	22
C: $E_{binding}$	44	25	57	40	40	40	30	50
CHEMISORPTION								
D: $S_{chem}(T, T_g)$	$E_{chem}=300$	$E_{chem}=260$	$E_{chem}=6$	$E_{chem}=150$	$E_{chem}=60$	$E_{chem}=10$	n.a	n.a
E: $E_{diffPh-Chem}$	332	278	6	190,0	100,0	50,70	n.a	n.a
F: $E_{ReacCh-Ch}$	48	1510 (74)	> 1400	1400	n.a	n.a	n.a	n.a
G: $E_{Bind-Ch}$	1786	398	>870,4000	870	1450	2810	n.a	n.a
H: σ_{ER}	n.a	n.a	0.03	4-17	0.06	0.06	n.a	n.a
DYNAMICS AND OTHER PROCESSES								
I: Nascent OPR	-	-	-	-	-	-	-	3 to 1
J: NSC	-	-	-	Yes	-	-	-	Varies with T
K: Int. Energy	medium v , low j	-	No	v 2-5, low j	-	-	No	No
L: Kin. Energy	-	-	No/Low	1.3 eV	-	-	-	No
M: Energetic formation	-	-	Yes	-	-	yes	-	Yes

significantly: the reaction between a chemisorbed atom and a physisorbed atom can have a barrier as low as 74 meV.

D3: From reference Mennella et al. (2006).

D4, D5, D6: From references Hornekær et al. (2006b); Rauls and Hornekær (2008); Cazaux et al. (2016).

Letter E refers to diffusion barrier of H atom going from the physisorption site to a chemisorption site $E_{difPh-Chem}$

E1: From reference Navarro-Ruiz et al. (2015).

E2: From reference Navarro-Ruiz et al. (2014). See comment in D2.

E3: Large spread in values expected. We propose using the value from D3.

E4, E5, E6: These values are obtained from the corresponding D values by adding the binding energy of the physisorption state.

Letter F refers to the barrier to the reaction of two adjacent chemisorbed H atoms $E_{ReacCh-Ch}$.

F1: From reference Navarro-Ruiz et al. (2015).

F2: From reference Navarro-Ruiz et al. (2014). See comment in D2.

F3: Large spread in values expected depending on e.g. aliphatic vs. aromatic nature of the amorphous film. We suggest using the value of F4 as a lower limit, since aliphatic structures are expected to offer even higher energy binding sites for H atoms with associated higher recombination barriers. The main reactivity for chemisorbed H atoms is expected to be via Eley-Rideal or hot-atom reactions or via reactions with physisorbed H atoms.

F4: From reference Hornekær et al. (2006b)

Letter G refers to the binding energy of an isolated H atom in chemisorption site $E_{Bind-Ch}$.

G1: From reference Navarro-Ruiz et al. (2015).

G2: From reference Navarro-Ruiz et al. (2014). See comment in D2.

G3: Large spread in values expected depending on e.g. aliphatic vs. aromatic nature of the amorphous film. For predominantly aromatic films we suggest using the value of G4 as a lower limit, while a value of 4 eV is suggested for mainly aliphatic structures following reference Mennella (2008). It is to note that any model using these combined values should also be coherent with the value of the cross section experimentally measured.

G4 : From references Hornekær et al. (2006a); Lehtinen et al. (2004)

G5: Listed value is for the most stable adsorption site of Rauls and Hornekær (2008): the energies of the different adsorption sites are 700, 700, 1450 meV for central, edge and outer-edge sites, respectively.

G6: Listed value if for the most stable absorption site of Cazaux et al. (2011): the energies of the different adsorption sites are 1900, 2140, 2810 meV for central, edge and outer-edge sites, respectively.

Letter H refers to the cross-section σ_{ER} in \AA^2 pr. chemisorbed

H atom for H_2 production via Eley-Rideal abstraction reactions with gas phase H atoms

H3: From reference Mennella (2008).

H4: From reference Zecho et al. (2002b).

H5: From reference Mennella et al. (2012).

H6: No data. We propose using the value of H5.

The Letters I to M refer to the dynamics and other processes about the H_2 formation on the listed surface. The blank spaces in this part of the table remind us that there are some important issues related to the formation of H_2 , like the internal energy of the molecule released, and the capability of the surface to induce nuclear spin conversion, which are still unknown for many of our prototypical surfaces.

Letter I and J refer to the nascent Ortho-Para Ratio (OPR) and to the Nuclear Spin Conversion (NSC), respectively.

I8: from references Watanabe et al. (2010); Gavilan et al. (2012)

J4: from Palmer and Willis (1987)

J8: from Ueta et al. (2016)

Letter K refers to the repartition of the internal energy of the H_2 molecule formed.

K1: from reference Lemaire et al. (2010)

K3: from reference Mennella (2008)

K4: Experiments from Creighan et al. (2006); Islam et al. (2007); Latimer et al. (2008). Many different calculations (e.g. Morisset et al. (2005))

K7: from reference Congiu et al. (2009) when some H_2 is covering the surface, unless probably medium ν .

K8: from reference Congiu et al. (2009)

Letter L refers to the informations about kinetic energy of the H_2 molecule formed.

L3: Expected from porous nature of the grains.

L4: from reference Baouche et al. (2006)

L8: Expected from the porous nature of the ice

Letter M refers to the informations about the energetic formation, such as UV, electrons or ions bombardments, that would lead to H_2 formation and release in the gas phase.

M3: from reference Alata et al. (2014)

M6: calculations Allain et al. (1996); Le Page et al. (2001)

M8: Many references with ions, UV and electrons (see text above on water ice section)

4. H_2 formation in different astrophysical environments

The interstellar medium involves a wide range of physical (temperature and density) and irradiation (UV, X-ray and cosmic-ray particles) conditions. In this section of the paper, we focus on some specific regions of the ISM where H_2 is formed, observed or has a particular role in the chemistry of more complex species. Specifically, we discuss: diffuse clouds, dense photo-dissociation regions (PDRs, for which we distinguish high illumination PDRs, abbreviated HI, and low illumination PDRs, abbreviated LI), cold shielded regions, hot

shielded regions and molecular shocks inside the Galaxy and in other galaxies. Table 2 summarizes some key physical parameters of these sources. The first column gives the UV illumination measured by the G_0 parameter, which measures the local energy density in far UV photons (between 912 Å and 2400 Å), normalized to the energy density of the average interstellar UV field $u_{\text{Habing}} = 5.3 \times 10^{-14} \text{ erg} \cdot \text{cm}^{-3}$ (Habing, 1968):

$$G_0 = \frac{\int_{912\text{Å}}^{2400\text{Å}} u_\lambda(\lambda) d\lambda}{u_{\text{Habing}}}.$$

The second column gives the proton density n_{H} of the medium (in cm^{-3}). The third and fourth columns list the gas and dust temperatures. The fifth column gives the fraction of hydrogen in the molecular form f_{H_2} (when this parameter is unity, all the hydrogen is molecular). The sixth column is the observed H_2 ortho-para ratio (OPR). Finally, the last column gives the H_2 formation efficiency R_{H_2} derived from observations (in $\text{cm}^3 \text{ s}^{-1}$). In the following, we present these environments and discuss the relevant physical-chemical processes involved in the formation and destruction of H_2 in each of these regions of the ISM.

4.1. Diffuse and translucent interstellar medium

Diffuse clouds represent the regime in the ISM where moderate density clouds are exposed to the background UV field of the galaxy (the interstellar radiation field), and consequently where nearly all molecules are rapidly destroyed by photo-dissociation. In diffuse clouds, molecular hydrogen has been observed through its FUV absorption lines (Savage et al. 1977 with Copernicus, Snow et al. 2000; Shull et al. 2000; Rachford et al. 2001, 2002; Gry et al. 2002 with FUSE). In such clouds, from 10^{-6} to about half of the total number of hydrogen nuclei are bound in hydrogen molecules (e.g., Spitzer et al., 1974; Shull and Beckwith, 1982). From their H_2 content, these clouds can be categorized as

- (1) *Diffuse atomic clouds.* Here the molecular fraction $f_{\text{H}_2} = \frac{2n_{\text{H}_2}}{2n_{\text{H}_2} + n_{\text{H}}} \leq 0.1$. The density ranges from 10 to 100 cm^{-3} and the gas and dust temperatures are around 30-100 K and 15-20 K respectively (Snow and McCall, 2006, for a review).
- (2) *Diffuse molecular clouds.* Here the molecular fraction $f_{\text{H}_2} \geq 0.1$, but carbon is still mostly ionized $f_{\text{C}^+} = \frac{n_{\text{C}^+}}{n_{\text{C}^+} + n_{\text{C}} + n_{\text{CO}}} \geq 0.5$. They exist from an extinction of ~ 0.2 , and have densities ranging from 100-500 cm^{-3} and gas and dust temperatures around 30-100 K and 15-20 K respectively.
- (3) *Translucent clouds.* With sufficient protection from interstellar radiation (from extinctions of 1-2) carbon begins its transition from an ionized atomic state into a neutral atomic (C) or molecular (CO) form. Clouds in this transition phase have been defined as “translucent” (van Dishoeck and Black, 1989). Here, until $A_{\text{v}} \sim 2$, hydrogen is mostly molecular with densities from 500-5000 cm^{-3} .

The gas and dust temperatures are about 15-40 K (van Dishoeck and Black, 1989) and 13-19 K (Nielbock et al., 2012; Launhardt et al., 2013; Forbrich et al., 2014; Roy et al., 2014) respectively

4.1.1. Dust properties in the diffuse and translucent ISM

The dust properties in the diffuse ISM have been the subject of numerous studies; including, for example, the Draine and Li 2007 and Compiègne et al. 2011 models. More recently, theoretical modeling based on laboratory experiments (THEMIS³, Jones et al. 2013) was applied with great success in the analysis and interpretation of Planck, Herschel and Spitzer observations, even in the most diffuse regions. Ysard et al. (2015) are able, with small variations in the dust properties, to explain most of the variations in the dust emission observed by Planck-HFI in the diffuse ISM.

The dust size distribution in the diffuse ISM, derived by Ysard et al. (2015), can be described as in the following. Small grains ($\leq 20 \text{ nm}$) follow a power-law size distribution⁴ with $\alpha = -5$, with a minimum size of $a_{\text{min}} = 40 \text{ Å}$. Large grains follow a log-normal size distribution with a peak at a size of $0.15 \mu\text{m}$. Using this dust size distribution and the radiation field and the gas density distribution found in the diffuse ISM, the (mass-weighted) mean temperature of dust grains derived as being $\sim 19 \text{ K}$ for small and big carbon grains, and $\sim 16 \text{ K}$ for big silicate grains. The maximum temperature has been derived as being $\sim 160 \text{ K}$ for small carbon grains, $\sim 50 \text{ K}$ for big carbon grains, and $\sim 16 \text{ K}$ for big silicate grains. The temperature of big dust grains has also been estimated observationally from modified blackbody fits as $T \sim 20 \text{ K}$ (e.g., Planck collaboration XI, 2014), but this value results from a mix of dust at different temperatures along the line of sight.

4.1.2. Main chemical processes for the formation of H_2 depending on the environment

Diffuse clouds with low radiation field. In diffuse clouds, H_2 forms with a rate of $1 - 3 \times 10^{-17} n_{\text{H}} n(\text{H}) \text{ cm}^{-3} \text{ s}^{-1}$ where n_{H} is the total proton density and $n(\text{H})$ is the density of H-atoms (Jura, 1974; Hollenbach et al., 1971; Gry et al., 2002). At grain temperatures typical of diffuse cloud conditions (Mathis et al., 1983; Gry et al., 2002; Hocuk et al., 2016), which is 15-20 K, physisorbed H atoms can still remain attached to dust grains and H_2 can form efficiently through the reaction of 2 physisorbed H atoms (Langmuir-Hinshelwood mechanism). This formation process is very efficient and depends on the binding energies of the physisorbed H atoms, which have been derived experimentally and are reported in Table 1. Rate equations

³The composition of dust grains of Jones et al. (2013) and Köhler et al. (2014b), for sizes up to 20 nm diameter, consists purely of aromatic-rich H-poor amorphous carbon (a-C), whereas bigger grains have a core/mantle structure, where the core consists either of amorphous silicate (forsterite and enstatite-normative compositions, Mg-rich) or aliphatic-rich H-rich amorphous carbon, a-C:H. For both core types, the mantle consists of aromatic-rich H-poor amorphous carbon.

⁴The built-in size distributions dn/da (the number of grains of radius between a and $a + da$) are either power-law ($dn/da \propto a^\alpha$) or log-normal ($dn/d\log(a) \propto \exp(-(\log(a/a_0)/\sigma)^2)$) with a_0 the centroid and σ the width).

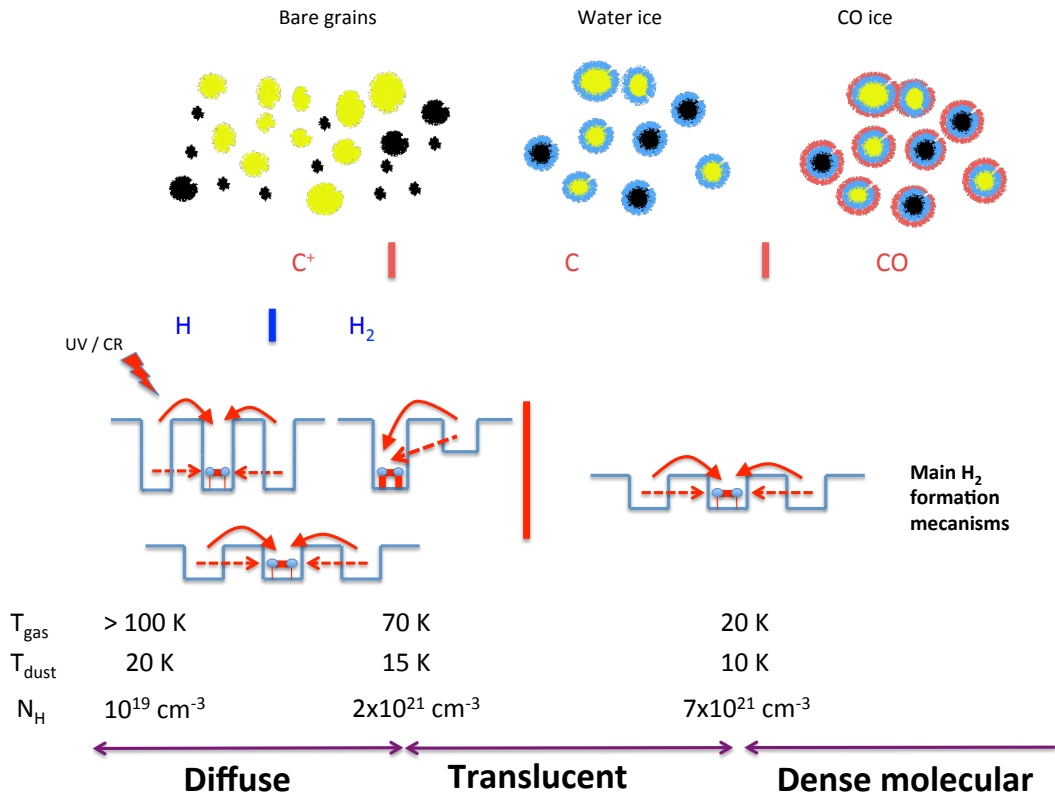


Figure 12: Sketch of the main H_2 formation processes in diffuse to dense interstellar medium.

and Monte Carlo simulations for the formation of H_2 on such surfaces, where both physisorption and chemisorption are considered (Cazaux and Tielens, 2002, 2004; Cazaux and Spaans, 2009), or where the roughness of the surface is taken into account (Cuppen and Herbst, 2005; Chang et al., 2006), show that H_2 formation efficiency involving physisorbed H atoms can reach 100% for a surface temperature of 20 K. Therefore, in diffuse environments with low radiation field (i.e. with dust temperatures lower than 20 K), the formation of H_2 is mainly due to the involvement of physisorbed H atoms on dust grains. In figure 12, the main mechanisms responsible for the formation of H_2 in diffuse, translucent and molecular clouds are presented. For a diffuse cloud with low G_0 , the main process is the encounter of two H physisorbed H atoms: the Langmuir-Hinshelwood mechanism. This mechanism dominates for low dust temperatures ($T_{\text{dust}} \leq 20$ K).

Diffuse clouds with high radiation field. In environments where the radiation field is significant, but not strong enough to dissociate PAHs, which corresponds to $n_{\text{H}}/G_0 \geq 3 \cdot 10^{-2}$ (Le Page et al., 2009), where G_0 is the radiation field in Draine's units, PAHs could also play a role in the formation of H_2 . Under such conditions, PAH cations can contribute to the formation of H_2 with rates comparable with the typical rate in the ISM. However, in regions typical of the diffuse ISM, the radiation field is less important, $n_{\text{H}}/G_0 \sim 1 - 10^2$, and the formation of H_2 on PAHs is less efficient (Le Page et al., 2009). In these conditions,

H_2 forms predominantly on dust grains (Boschman et al., 2015) through the Eley-Rideal mechanism involving chemisorbed H atoms. The possible mechanisms for the formation of H_2 in diffuse clouds with high G_0 , shown in figure 12, are either through abstraction of H_2 from PAHs, or through Eley Rideal mechanism on dust grains involving chemisorbed H atoms, or by photolysis of hydrogenated amorphous carbons (Alata et al., 2014).

Translucent gas. In translucent clouds, the temperature of dust grains becomes lower than in diffuse clouds (15-18 K) and, above visual extinctions of around 3, ices start to cover the dust surfaces. The interactions of H atoms with ices are different than those with bare surfaces because (1) H atoms cannot chemisorb on ices and (2) H can only physisorb on icy surfaces with binding energies comparable, or slightly lower, than the binding energies on bare surfaces. These points imply that H_2 formation on icy dust can only involve physisorbed H atoms, and therefore that H_2 in translucent clouds is formed predominantly via the Langmuir-Hinshelwood mechanism. However, the efficiency of the H_2 formation on icy dust strongly depends on the porosity of the ices. If the ices are crystalline, the efficiency of forming H_2 can be 100% up to surface temperatures of ~ 12 K. Above this surface temperature, the efficiency will drop exponentially, which implies that H_2 formation will be very inefficient at higher temperatures. If the ices are porous, the efficiency is 100% until the surface temperature reaches ~ 19 K. In this case, the formation of H_2 is efficient for the

range of temperatures encountered in translucent clouds. Figure 12 summarizes the conditions met in translucent clouds as well as the main process for the formation of H_2 , which is via the Langmuir-Hinshelwood mechanism involving two physisorbed H atoms.

4.2. Dense PDRs

Photo-dissociation regions (PDRs) are regions of neutral interstellar clouds in which the heating and chemistry are dominated by the impact of stellar UV photons (Hollenbach and Tielens, 1997, 1999). This definition encompasses both diffuse neutral clouds (cf. previous subsection) in the ambient galactic UV field, and dense molecular clouds exposed to the radiation of nearby young massive stars. This second kind of environment, commonly called dense PDRs, is the focus of this section.

4.2.1. Physical conditions in PDRs

The physics and chemistry of PDRs is controlled by the local gas density n and the intensity G_0 of the UV radiation field. In dense PDRs, the gas densities can range from 10^3 cm^{-3} to 10^7 cm^{-3} , with UV intensities G_0 from a few units to the order of 10^6 (Hollenbach and Tielens, 1999). The UV field intensities impinging on dense PDRs seem to be correlated to the gas density of the dense structures (Young Owl et al., 2002), and directly proportional to their thermal pressure (Chevance, 2016; Joblin et al., in prep.), hinting at the role of radiative feedback from the stars in the formation of these dense structures in star forming regions.

The typical physical conditions in dense PDRs are given in Table 2. As the large ranges of UV fields and gas densities result in large variations of the gas conditions and dust properties (which can affect the possible H_2 formation mechanisms at work) we separate low-illumination PDRs ($G_0 < 1000$) from high illumination PDRs ($G_0 > 1000$). Typical examples of low illumination PDRs are the Horsehead (Habart et al., 2005a), and the ρ Oph. (Habart et al., 2003) PDRs. Famous high illumination PDRs include NGC7023 NW (Köhler et al., 2014a; Joblin et al., in prep.), and the Orion Bar (Parmar et al., 1991; Joblin et al., in prep.).

The UV field is progressively extinguished by dust, and by the molecules it dissociates, as it penetrates into the cloud. As a result, the physical conditions vary with the optical depth A_V into the cloud. As H_2 dissociation occurs through line absorption, H_2 self-shielding is important and results in a sharp transition from atomic to molecular hydrogen (see Sternberg et al. 2014 and Bialy and Sternberg 2016 for an analytical theory of the H/H_2 transition), the depth of this transition being highly dependent on the ratio of the gas density to UV intensity (the optical depth of the transition goes from a few 10^{-4} to ~ 1). The resulting PDR structure is layered, with a hot atomic layer before the H/H_2 transition, a warm molecular layer between the H/H_2 transition and the $\text{C}^+/\text{C}/\text{CO}$ transition, and colder molecular gas deeper inside the cloud. This structure is represented in Fig. 13, with a more precise description of the physical conditions in the different layers of the PDR.

4.2.2. Dust evolutionary processes in PDRs

Due to the strong UV fields and gas density variations associated with PDRs, the nature of the dust in these regions evolves from the edge of the PDR to its center, as well as varying from one PDR to another (e.g., Rapacioli et al., 2005, 2006; Berné et al., 2007; Pilleri et al., 2012; Arab et al., 2012; Arab, 2012; Köhler et al., 2014a; Pilleri et al., 2015).

Studies involving the whole dust emission spectrum, from the infrared to the (sub-)mm, indicate significant variations of the dust properties compared with that in the diffuse ISM (e.g., Arab et al., 2012; Arab, 2012). In particular, a decrease in the abundance of small polyaromatic rich carbon grains (denoted as PAHs) by at least a factor of 2 is very likely. This reduction could result from photo-destruction due to the strong UV radiative energy input. Moreover, Pilleri et al. (2012) found that the fraction of carbon locked in very small grains, relative to the total carbon in the IR band carriers (i.e., very small grains and PAHs), decreased with increasing UV radiation field, which was interpreted as evidence for photo-destruction of very small grains. In PDRs, such as NGC 7023, Pilleri et al. (2015) also provide evidence for a change in the aliphatic to aromatic composition, most likely due to the strong UV radiative energy input. This deduction could suggest that photo-processing of very small grains produces PAHs.

Deeper inside the PDRs, with a decreased UV field and an increased gas density, small grains must coagulate onto the surface of big grains. Compared with the diffuse ISM, an increase in the emissivity of the big grains indicates coagulation (e.g., Köhler et al., 2011; Arab, 2012). Indirect determinations of the dust extinction properties in some PDRs have also been reported (e.g. determination of $R_V = 5.62$ in the NGC7023 NW PDR by Witt et al. 2006), hinting at increased grain sizes compared to the diffuse ISM. However, we must emphasize that dust properties pertinent to the diffuse ISM (such as the Draine and Li 2007 and Compiègne et al. 2011 models) remain used in most PDR models.

Models indicate that the grains remain bare until a visual extinction of $\gtrsim 3$ (Hollenbach et al., 2009; Esplugues et al., 2016), so that bare surfaces are most relevant for understanding H_2 formation in PDRs.

4.2.3. Dust temperatures in PDRs and size distribution

Dust grains in the PDR are heated by the UV field and their temperature decreases from the edge to the inner part of the cloud. The grain temperature remains significantly lower than the gas temperature in most PDRs. For large grains, temperatures derived from modified blackbody fits and radiative transfer model are given in Table 2.

In high illumination PDRs (such as the Orion Bar, Arab et al., 2012), dust temperatures are found to decrease from 70 K to 35 K, with values of 50 – 60 K in the H/H_2 transition region (where H_2 emission lines peak). Similar gradients but with overall lower temperatures (due to lower UV fields) are found in NGC7023 NW (50 – 25 K with 30 K at the H/H_2 transition, Köhler et al. 2014a), and in the Horsehead PDR (30 – 13 K, 20 – 30 K at the H/H_2 transition).

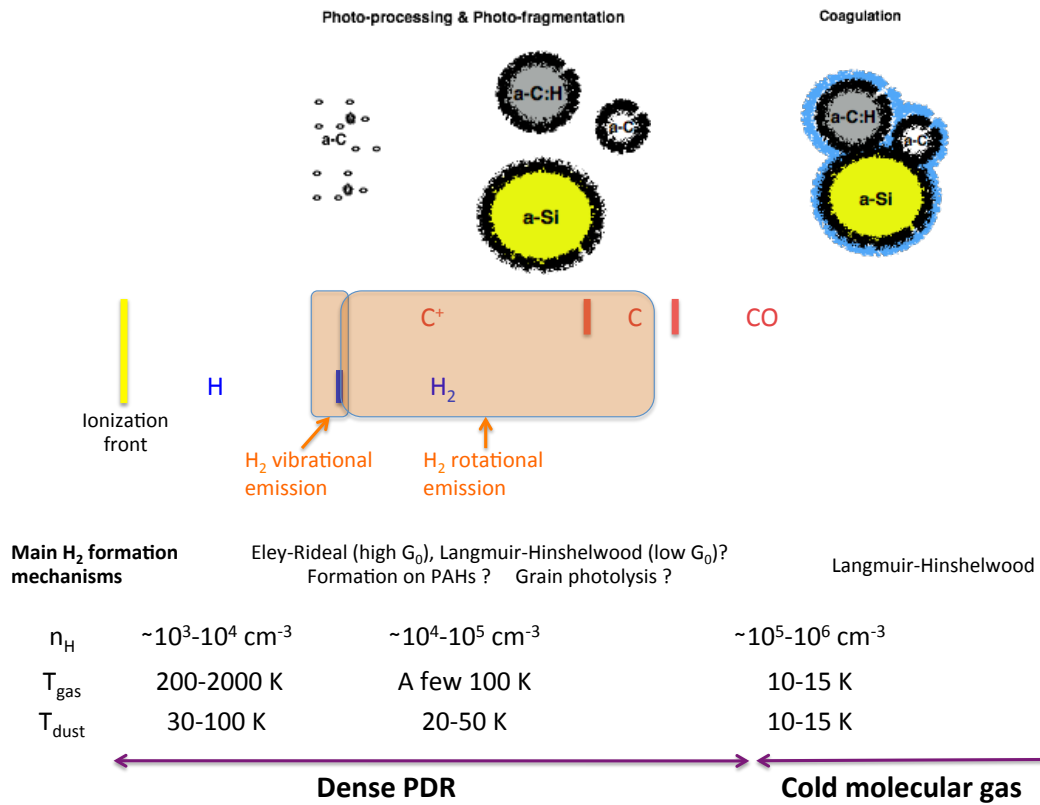


Figure 13: Schematic illustrating the main H₂ formation processes in PDRs.

The dust size distributions in the ISM (including diffuse and dense PDRs) result in most of the available dust surface being associated with small grains. The small grains are thus potentially the most important contributors to H₂ formation, in particular in warm regions. The temperature of small grains has a more complex behavior than that of larger grains. Due to the presence of UV photons, the temperature of small dust grains fluctuates constantly (spikes of a few 100 K for a grain of dimension a few nm absorbing a 912 Å photon). This effect was first investigated in order to understand the IR emission of PAHs and very small grains (Desert et al., 1986; Draine and Li, 2001), which is dominated by these high temperature spikes. These temperature fluctuations can also significantly affect the efficiency of the different H₂ formation mechanisms in PDRs, as small grains spend a large fraction of their time at low temperatures (10 – 20 K) between UV photon absorptions, even at the warm edge of PDRs. Here then, surface processes can proceed between temperature spikes, significantly increasing the efficiency of the Langmuir-Hinshelwood mechanism for H₂ formation (Cuppen et al., 2006; Bron et al., 2014), or of ortho-para conversion of H₂ on grain surfaces (Bron et al., 2016).

4.2.4. Discussion of the relevant or possible formation mechanisms in PDRs

In PDRs, the Langmuir-Hinshelwood formation mechanism for H₂, where two H atoms physisorbed on a grain surface meet and react, does not appear to be effective on big grains at ther-

mal equilibrium; here, the low physisorption energies lead to very short residence times at the dominant temperatures of the dust in these regions. In order to allow formation of H₂ at higher surface temperatures, mechanisms that involve chemisorbed H atoms have been proposed by several authors (e.g., Cazaux and Tielens, 2004; Le Bourlot et al., 2012). This alternative formation process is usually modeled using the Eley-Rideal (ER) mechanism. Here, H atoms bonded chemically to the surface (chemisorbed), are stationary on the surface until an H atom from the gas-phase interacts with them to form an H₂ molecule.

The ER mechanism, which requires high gas temperatures to allow H atoms to enter the chemisorbed state, is predicted to be efficient only in high illumination PDRs ($G_0 > 10^3$, e.g. Le Bourlot et al., 2012). Boschman et al. (2015) model the influence of this ER route to H₂ formation from PAHs, on total H₂ formation rates in PDR. They find that the photodesorption of H₂ from PAHs can reproduce the high H₂ formation rates derived in moderately/highly excited PDRs (Habart et al., 2004). Nevertheless, the presence of the thermal barrier to chemisorption, observed experimentally (when hydrogenating coronene cations, Boschman et al., 2012), limits this process to high gas temperatures (> 200 K). For PDRs with low/intermediate excitation ($G_0 < 200$ and $n_H > 10^3$ cm⁻³), Bron et al. (2014) show that the LH mechanism on small grains with fluctuating temperatures could be an efficient route to H₂ formation.

Other processes involving chemisorbed H atoms, such as the photon-processing of grains, are also of great interest in

PDRs. As shown experimentally by Alata et al. (2014), UV photon-irradiation of a-C:H leads to very efficient production of H₂ molecules with rates similar to the ones derived in moderately/highly excited PDRs. In line with the interstellar evolution of carbonaceous dust, H₂ formation may occur via such UV photon-driven C-H and C-C bond dissociations in a-C:H (nano-)grains and the associated decomposition of those grains observed in PDRs. This process could also liberate (the precursors to) species such as C₂H, C₃H₂, C₃H⁺, C₄H, which have been observed in PDRs (Pety et al., 2005, 2012; Guzmán et al., 2015; Cuadrado et al., 2015; Pilleri et al., in prep.). Jones and Habart (2015) theoretically investigate this UV-induced H₂ formation pathway, adopting the dust composition and size distribution from the Jones et al. (2013) dust model, which is specifically tuned to the evolution of the optical and thermal properties of a-C:H grains in the ISM. They conclude that such a process would be sustainable as long as the radiation field is intense enough to photo-dissociate C-H bonds but not intense enough to break the C-C bonds in the aliphatic bridging structure; the latter process would photo-fragment the a-C(:H) grains. Thus, this H₂ formation mechanism will be inefficient deep inside the cloud, because there are too few extreme ultraviolet (EUV) photons left. Neither will this process be important in intense radiation fields, because of the rapid photo-fragmentation of the grains. These ideas appear to be in general agreement with the H₂ observations presented in Habart et al. (2004), who suggest an enhanced H₂ formation rate in moderately-excited PDRs. Because the small grains ($a \sim 0.5\text{-}5$ nm) dominate the dust surface and the C-H bond photo-dissociation efficiency decreases with dust size (other channels such as thermal excitation or fluorescence begin to compete), these grains make the largest contribution to the total H₂ formation rate. However, either fast rehydrogenation of the small grains or advection of unprocessed grains from deeper inside the cloud are necessary to sustain a steady H₂ formation rate. This aspect of the UV promoted process still has to be investigated in more detail, by going beyond the steady-state approach of the current main PDR models. These possible H₂ formation processes are summarized in Fig.13.

4.2.5. Impacts of H₂ formation in PDR studies

The efficiency of H₂ formation controls the depth within the cloud at which the dominant form of hydrogen changes from atomic to molecular. As the gas temperature decreases, as we go from the PDR edge to the inner part of the cloud, the H₂ formation efficiency thus affects the gas temperature at which molecular gas begins to appear, and hence the amount of warm molecular material in PDRs. The warm molecular layer immediately following the H/H₂ transition is crucial to explain several PDR tracers, such as the rotational emission of H₂ (Habart et al., 2004), high- J CO lines (Joblin et al., in prep.), and abundances of CH⁺ (and other species resulting from warm molecular chemistry). These tracers are then used to understand energy transfer (e.g. radiative vs. mechanical) in extragalactic studies (e.g. Kamenetzky et al. 2014; Rosenberg et al. 2015). A precise understanding of the H₂ formation mechanisms at play is thus crucial for the interpretation of these tracers.

4.3. Cold shielded ISM

Here we define the cold shielded interstellar medium as any medium characterized by low temperatures (below 15 K), medium species densities (a few 10⁴), and high visual extinction (i.e., absence of directly incident UV photons). Such regions, like for example cold dense cores as defined by Bergin and Tafalla (2007), make up one stage of the star formation process. There is no observational evidence of small grains (Rapacioli et al., 2005; Tibbs et al., 2016), while grain growth is suspected to occur early in the process of cold core formation (Pagani et al., 2010; Steinacker et al., 2015; Ysard et al., 2016).

Observations indicate a log-normal distribution of dust mass, with a peak in the distribution around 0.5-1 μm (Steinacker et al., 2015; Ysard et al., 2016). These grains are covered by mantles of molecules, mostly composed of H₂O (Boogert et al., 2015). Therefore, in these regions, H₂ formation proceeds mostly via physisorption (LH) pathways. Due to low gas temperature, the sticking coefficient is close to unity. The low temperature of the grains prevents H atom desorption, and H atom diffusion allows efficient H₂ recombination. H₂ formed will progressively desorb as its coverage increases and the average binding energy decreases (Amiaud et al., 2006). Due to the interactions with other adsorbed H₂ molecules, the desorbing hydrogen molecules are expected not to be vibrationally excited (Congiu et al., 2009).

H₂ cannot be directly observed in the cold shielded ISM, but it is very likely that most of the hydrogen is in the molecular form. This is because the destruction of H₂ by secondary UV radiation, induced by cosmic rays, is readily compensated for by a high formation efficiency. From the chemical point of view, H₂ is the most abundant molecule in cold cores; however, the influence of molecular hydrogen on the surface chemistry of the cores is limited. Most hydrogenation reactions on the surfaces involving H₂ have significant barriers so that, even though the abundance of H₂ is larger than that of atomic hydrogen, the reactions with H are considered to be much faster. There are a few of these reactions that are, however, exothermic and may proceed via tunneling; for example, H₂ + OH (Oba et al., 2012; Meisner et al., 2017).

Recently, astrophysicists have modified gas-grain codes to take into account the competition between reaction and diffusion on the surfaces (Garrod and Pauly, 2011; Ruaud et al., 2016). This diffusion increases significantly the efficiency of reactions with activation barriers. A simple way to understand this effect is to consider that a species (the most mobile one) reaching a site on the surface which is already occupied by another species, will have a certain probability to remain associated with that species for some time, rather than leaving it instantaneously. During this time, the probability for a reaction with barrier to occur increases. With this new generation of models, the abundance of H₂ on the surface is important.

The crucial parameter to determine the surface abundance of H₂ is not its rate of formation (which is very fast in the cold shielded ISM), it is rather its binding energy. The binding energy of H₂ on water ices is such that at high densities (above 10⁹ cm⁻³ at 10 K), the molecules begin to get depleted from

the gas phase and start to dominate the coverage of the grains (Hincelin et al., 2015; Wakelam et al., 2016). The sticking of H₂ onto multi-layers, i.e. on to itself, is much less efficient (Cuppen and Herbst, 2007) slowing down the depletion of H₂ from the gas. The details of the sticking of H₂ on the surface has to be carefully considered in gas-grain models because it can affect the general grain chemistry as for instance shown by Wakelam et al. (2016) in protoplanetary disks.

It has been proposed in the literature that the formation of H₂ on dust surfaces would be so exothermic that each reaction forming H₂ would locally heat the surface of the grains, allowing for the evaporation of some light species such as CO (Duley and Williams, 1993). Such non-thermal evaporation processes have been added to several gas-grain models, and desorption by such a route is claimed to be more efficient than desorption by cosmic-ray heating (Duley and Williams, 1993; Willacy et al., 1994; Roberts et al., 2007). However, in contrast, recent experiments have reported a negative effect on desorption rates due to H₂ formation (Minissale et al., 2016). Here the energy release upon H₂ formation changes the morphology of the ice (Accolla et al., 2011). Calculations have shown that H₂ formation can heat nanograins up to 53 K (Navarro-Ruiz et al., 2014). Taking into account that grains in dark clouds are larger and that water ice efficiently dissipate excess energy, it is unlikely that H₂ formation triggers desorption of other species.

4.4. Hot shielded regions

In the process of forming a star, cold cores evolve towards warm/hot shielded regions (also known as hot cores or hot corinos for massive and low mass protostars respectively) where the dust and gas temperature is a few hundred Kelvin and the density of the gas is above 10⁷ cm⁻³. Gas and dust are inherited from the previous growth phase, so that hydrogen is almost entirely molecular and grains are big. The ices that formed earlier have evaporated, so that the grains are bare. The H₂ molecules cannot be observed in these regions, and their abundance in itself does not have much impact on the chemistry. The H₂ formation rate however determines the abundance of atomic hydrogen, which is involved in many destruction reactions with activation barriers (Harada et al., 2010).

Rate equation simulations including both physisorption and chemisorption, (Cazaux et al. (2005)) have shown that H₂ formation on carbonaceous surfaces could be efficient up to about 1000 K, although this efficiency would decrease with the temperature. Up to 300 K, both Langmuir-Hinshelwood and Eley-Rideal (with chemisorbed H) mechanisms would contribute. At higher temperatures, the chemisorbed H starts to move and the Langmuir-Hinshelwood mechanism dominates.

Iqbal et al. (2012) performed a detailed study of the temperature dependent H₂ formation efficiency, using continuous-time random-walk Monte Carlo simulations on both silicate and carbonaceous surfaces. Their results show that the H₂ formation rate estimated by the rate equation method was overestimated because the mean abundance of H atoms at high temperature can be smaller than 1 H per dust grain (see Caselli et al., 1998a; Cazaux et al., 2005; Cuppen et al., 2013, for more details on this well known problem associated with rate equation models).

Assuming deep chemisorption sites, present together with shallower physisorption sites, the H₂ formation remains efficient up to 700 K on both surfaces without the Eley-Rideal mechanism. These models have however only used low H fluxes, simulating ISM regions with densities smaller than 100 cm⁻³. At higher H fluxes, the efficiency of H₂ formation may remain significant at even higher temperatures.

4.5. Shocked environments

4.5.1. Shocks in the ISM and their role in H₂ formation

In the multiphase environment of galaxies, different types of shocks are expected. Fast shocks, ranging over 100 – 1000 km s⁻¹, heat the gas to high temperatures ($T \approx 10^6 - 10^8$ K), and produce EUV and X-ray photons that photo-ionize the tenuous medium (Allen et al., 2008). These shocks provide one source of energy that produce the Hot Ionized Medium in galaxies, and in the circum-galactic medium when the accreted gas from cosmological filaments is shocked at the halo boundary (Birnboim and Dekel, 2003; Cornuault et al., 2016). On the other hand, low-velocity shocks (typically $\lesssim 50$ km s⁻¹) are known to (i) initiate the formation of molecules in the gas that cools behind the shock (e.g Hollenbach and McKee, 1979), and (ii) be a very efficient process for exciting molecules, especially H₂, via collisions in the dense gas compressed and heated by the shock. Depending on the physical conditions in the shocked and post-shock gas, the different H₂ formation mechanisms discussed above may occur.

Jenkins and Peimbert (1997) describe a steady change in the line profile as J increases from 0 to 5 in high-resolution IMAPS⁵ observations of what they interpret as H₂ forming in the post-shock zone of originally atomic gas. They suggest that the H₂ seen in absorption in the higher J levels (which are broader and slightly shifted toward negative velocities relative to the lowest J levels) is initially produced via the formation of a negative hydrogen ion H⁻ in the warm (2000 K < T < 6500 K) and partially ionized medium just behind the shock, through the reactions:



Later, in zones where the post-shock gas has cooled well below 2000 K and is almost fully recombined, the formation of H₂ on grains dominates and is more easily seen in the lowest J levels.

4.5.2. Gas conditions in shocks

The typical physical conditions in shocks are given in Table 2. Here we have separated observations of Galactic and extragalactic shocked regions. In Galactic regions, most of the constraints on the physical conditions in shocked molecular regions come from CO, H₂, SiO and H₂O observations in supernovae remnants (Hewitt et al., 2009; Nisini et al., 2010; Gusdorf et al., 2012) and outflows from young stellar objects (e.g. Gusdorf et al., 2015; Podio et al., 2015). In extragalactic shocked

⁵IMAPS, Interstellar Medium Absorption Profile Spectrograph, on board the ORFEUS-SPAS I mission, is the only instrument which recorded the far-UV H₂ bands at high spectral resolution with $R > 100\,000$

regions, like AGN- or starburst-driven outflows or galaxy interactions, observations of H₂ line emission show a distribution of temperatures much above the equilibrium temperature set by UV and cosmic ray heating. The same holds, on much smaller scales, in the case of the diffuse ISM in the Solar neighborhood (Gry et al., 2002; Ingalls et al., 2011). The range of gas temperatures can only be accounted for if supersonic turbulence dissipates and heats the gas through spatially localized events (e.g. Falgarone and Phillips, 1990; Hily-Blant and Falgarone, 2009; Guillard et al., 2015).

The formation of H₂ in shocked regions greatly affects the gas cooling efficiency (Cuppen et al., 2010). For *J*-shocks, the cooling is first dominated by H₂ for a very short period of time, at high temperatures where the molecule experiences dissociation. Then, at ≈ 8000 K, the [O I] $\lambda = 6300$ Å line takes over. When the gas has cooled down sufficiently, H₂, H₂O, O and C⁺ dominate the cooling. More precisely, at $T \approx 1000$ K, the fine-structure line [O I] $\lambda = 63.2$ μm dominates. Other important lines in this temperature range are [C I], [N I] $\lambda = 5200$ Å, [C II] $\lambda = 158$ μm, [N II] $\lambda = 121.8$ μm, [S II] $\lambda = 34.82$ μm and [Fe II] $\lambda = 25.99$ μm. At lower temperatures, the oxygen is converted into CO, H₂O, and OH, which become the dominant coolants. For *C*-shocks, H₂ is the main coolant for $T > 300$ K, which provides excitation of the mid-IR rotational lines. Remarkably, the cooling is dominated by H₂O emission at $T < 200$ K (Flower and Pineau des Forêts, 2010).

4.5.3. Dust processing in shocks and impact on H₂ formation

Grain processing in shocks affects the formation of H₂ and arises from interactions between the grain and other “particles” (grain, atom, ion, atomic nucleus, electron, photon). These interactions can be *destructive*, i.e. leading to a transfer of grain atoms to the gas-phase, and thus to a net mass loss from the grain, or *non-destructive* where the grain size distribution becomes modified but the total dust mass is conserved. These processes are counterbalanced by grain formation, specifically accretion and nucleation, but also coagulation between grains.

Destructive interactions can directly eject atoms and ions from the grain surface (via *sputtering*, ion field emission⁶ or direct Coulomb explosion via extreme charging effects arising from electron-grain interactions or the photoelectric effect), or vaporize/sublime the grain, in case of $\gtrsim 20$ km s⁻¹ grain-grain collisions. Vaporisation/sublimation via absorption of energetic photons (UV, γ) or interaction with cosmic rays, may also be an important destruction mechanism for volatile material, such as ice mantles.

Grain-grain collisions at velocities $\gtrsim 1 - 2$ km s⁻¹ lead to non-destructive *fragmentation* (or *shattering*) of both grains (Tielens et al., 1994). The size distribution of the fragments follows a power-law, suggesting that dust fragmentation in shocks is responsible for the observed power-law size-distribution in the diffuse ISM (Jones et al., 1996; Weingartner and Draine, 2001; Clayton et al., 2003). By definition, fragmentation is not

⁶direct expulsion of atoms and ions from the surface at extreme surface irregularities (Draine and Salpeter, 1979)

a destructive process. It re-distributes the dust mass towards smaller grain sizes, increasing the total cross-section of the distribution of grains, and hence their optical and UV extinction.

Dust grains, through gas-grain interactions, have an important impact on the physical and chemical properties of the shock. The grains participate in the formation of molecules and their removal, and the inertia of the grains can modify the propagation of the shock, especially in the case of *C*-shocks. A detailed review of the processes involving grains in shocks, as well as their impact on the structure of *C*-shocks, can be found in (Flower and Pineau des Forêts, 2003). For detailed calculations of the evolution of the dust size distribution in MHD shocks, see Guillet et al. (2011).

4.5.4. Impact of H₂ formation on shock dynamics

In shocks, chemistry and hydrodynamics are coupled. Chemical processes, in particular H₂ formation, have a very important impact on the shock structure. H₂ formation plays a role in the thermal balance of the shock, which in turn impacts the number of reactions the shock can initiate and the consequent reaction rates. Without chemistry, the ionization fraction would vary only via the differential compression of the ionized and neutral fluids by the shock wave, and would have the same value in the pre-shock and post-shock regions. Allowing for chemistry, the ionization degree of the post-shock region is one order of magnitude lower. H₂ affects the ionization fraction because it essentially initiates the neutralization of C⁺ via the reaction:



followed by a chain of reactions, which balance overall to yield



Consequently, the ion-neutral coupling is weaker, hence broadening the size of the precursor (the width of the shock is ≈ 5 times larger). Since the energy of the shock is dissipated over a larger region, as compared to the hypothetical case without chemistry, the maximum temperature of the shock is lower (Pineau des Forêts et al., 1997).

4.6. Mixed regions

Pure shocked regions are difficult to isolate in Galactic and extragalactic sources (e.g. Ingalls et al., 2011; Guillard et al., 2009). In addition to the shock excitation, a background UV field or cosmic rays are often present, which affect the thermal and chemical characteristics of the gas, in particular H₂ formation. For instance, protostars generate a strong ultraviolet radiation field that ionizes their surroundings. This field drives powerful shock waves in the neighboring medium in the form of jets and bipolar outflows, whose structure can be partially organized by a local, strong magnetic field. Such an ejection activity locally modifies the interstellar chemistry, contributing to the cycle of matter. Excitation of H₂ gas in galaxies is therefore a mix of processes, and the degeneracy of models makes the identification of the dominant processes a challenge for modern astrophysics (e.g. Appleton et al., 2013).

The treatment of irradiation, which includes UV heating but also its impact on the chemistry through photo-ionization and photo-dissociation, is crucial in shock models to interpret complex regions where a mix of excitation is observed (Lesaffre et al., 2013). Preliminary results comparing steady-state H₂ abundances with and without radiative transfer and shielding effects in high-resolution MHD simulations seem to show very important differences in H₂ abundances (Hartwig et al., 2015; Richings et al., 2014). When the protecting effect of the shielding is not taken into account, most of the molecular hydrogen is photo-dissociated and only about 3% of the total mass of H₂ (compared to the case that includes shielding effects) survives in the densest regions where the formation is efficient enough to counterbalance the photo-destruction (Valdivia et al., 2017b). More generally, (magneto)-hydrodynamical simulations of the ISM which includes coupling with radiation and radiative transfer effects will be the subject of intense developments in the next years.

5. Conclusions and perspectives

In this paper, we present an overview of where we stand on the question: How does H₂ form in the interstellar medium? This report of our understanding of this fundamental scientific problem, of course, is moulded by the opinions and experience of the authors of this paper. These opinions were distilled by gathering together these scientists who are working in different fields of research which impinge on interstellar H₂ formation: experimental and theoretical physico-chemistry, observers and modelers of the interstellar medium.

As far as chemical physics is concerned, the physisorption (LH) mechanism for H₂ formation has been extensively studied, and with some exceptions, conclusions have converged. Amorphous carbonaceous surfaces have been the least studied, and are probably the richest and most complex materials to investigate. When it comes to H₂ formation involving chemisorbed atoms (ER), molecular synthesis by this pathway has been investigated in much less detail; specifically, no experiments have been performed on silicates although there are calculations that address this process and should be tested with experiments. Formation of molecular hydrogen on graphite surfaces (an idealized representation of an interstellar dust grain) has been well investigated both experimentally and theoretically. This detailed investigation is probably a unique situation, and even then marginal discrepancies can still be found between different studies, especially for the case of computational work. The characterization of the ro-vibrational excitation of nascent H₂ leaving from the surface of the dust grain has been performed for formation on graphite. These studies can guide searches for observational signatures of H₂ formation in space and, hence, should be extended over a wider range of environmental parameters and surface types.

In calculations of the dynamics of the formation process, the sticking coefficient of H atoms on a graphitic surface is difficult to determine. The current calculations have developed models

to take into account energy exchange (via phonons) with the surface during the collision, either for the physisorption site or for the chemisorption site. These models are limited in not just the number of degrees of freedom they consider, but also the limited range of geometries investigated and the fact that the surface is modeled as “perfect”. The challenge is to include, in the same model, physisorption sites and chemisorption sites when calculating the sticking coefficient of an H atom on a graphitic surface.

More generally, the coupling between physisorption and chemisorption is probably the most challenging to study, and the most pressing problem with which both experimentalists and quantum physicists are battling. It is noteworthy that most of the studies discussed above have focused on only one of these two formation mechanisms. However, the fact that H₂ is formed in a wide variety of astrophysical environments suggests that both these mechanisms operate in parallel. Furthermore, there is a need to transform the results of laboratory studies of surface processes (sticking, diffusion, desorption, energy partition, etc.) to the efficiency of formation of molecular hydrogen in actual ISM environments. This has been done to a certain extent for silicate surfaces, but more work is needed both on silicates and carbonaceous materials.

New routes to H₂ formation, via UV irradiation of hydrogenated carbons, or via other energetic routes, have to be investigated in greater detail. It has been demonstrated that hydrogenated carbons can efficiently produce H₂ following energetic events, but after this carbonaceous grains need to be re-supplied with H atoms. This “refilling mechanism” is complex and probably couples diffusion via physisorbed states and storage via chemisorbed states. The existence of these potential H₂ reservoirs underlines the need to studying the links between physisorption and chemisorption on disordered materials. In the specific case of astrophysical shocks, the interaction of high temperature gas with cold surfaces, and the impact of this interaction on H₂ formation, also still needs to be studied.

Finally, on several relevant surfaces many aspects of the H₂ formation process, such as nuclear spin conversion and energy partitioning, remain open questions. The observed trends, revealed mostly by the study of H interaction with graphite, have to be confirmed. In the case of LH processes, the substrate retains a minor part of the energy released by H₂ formation.

For the chemical modeling of cold cores, the amount of H₂ on the surfaces can have a big impact on the abundances of other species. Thus, the study of H₂ formation in the presence of co-adsorbed H₂ (with perhaps also H₂O, CO, CO₂) by experimentalists would be important. Such experiments would perhaps reveal the possibility of trapping nascent H₂ in ices.

In the near future, JWST (launch foreseen in late 2018) will allow medium resolution ($\lambda/\Delta\lambda \approx 3000$) spectroscopy of H₂ lines, with an increase of two orders of magnitude in spatial resolution and sensitivity compared to ISO or Spitzer. This mission will provide a fantastic set of new data which will present stringent tests of our current understanding of H₂ in space. The gain in sensitivity and spatial resolution (0.3” at 10 μm) will generate high quality maps of the H₂ rotational and

ro-vibrational transitions. A wealth of moderately/highly excited J levels will be detectable for the first time. Combined with data probing the ro-vibrational levels, these observations will cover a huge range of excitation energies, making them excellent probes of the excitation of H_2 and the associated gas.

In the nearby Galactic sources, the critical H/H_2 transition zones, that could be very sharp because of the H_2 self-shielding and strong gas density gradients, will be resolved via the H_2 ro-vibrational and rotational emission line profiles. This will constrain the possible H_2 formation mechanisms (ER, LH on small grains fluctuating in temperatures or UV processes) and ortho-to-para ratios associated with H_2 formation in a warm gas. The wavelength coverage of JWST will allow us to study in detail the links between H_2 and the properties of the small dust particles. How rapidly the dust properties change at the cloud edge, via photo-processing, and how these changes impact the H_2 formation process, are just two of the key questions that JWST will address.

Being the first instruments able to spatially and spectrally resolve H_2 , and forbidden lines of the ionized gas, at rest-frame near-IR and mid-IR wavelengths out to $z = 1.5 - 3.5$, the JWST spectrometers will also allow the study of H_2 line emission in the distant Universe. These spectrometers will allow us to investigate the physical state, and the kinematics, of the warm (> 50 K) molecular gas. These observations will constrain the impact of galaxy mergers and AGN feedback on the formation and evolution of massive galaxies. In $z \sim 2$ active star-forming galaxies, high gas velocity dispersions (e.g. Lehnert et al., 2009) suggest high turbulence, and we can expect bright H_2 emission (Guillard et al., 2009, 2015a), as suggested by H_2 detections in $z \approx 2$ infrared-luminous galaxies (Fiolet et al., 2010; Ogle et al., 2012). Identifying the source of turbulence in high-redshift sources is a key step forward for studies of galaxy evolution.

The spectrometer EXES on SOFIA can probe several H_2 rotational lines with diffraction limited resolution of 1-5'' and a spectral resolution of $R \sim 10^4 - 10^5$ at $20 \mu\text{m}$. This is the only instrument with sufficient spectral resolution and sensitivity to measure a pure rotational H_2 line profile from a relatively faint source. Studies, like that reported by Jenkins and Peimbert (1997), emphasize the interest of observing H_2 at high spectral resolution in order to study the velocity profiles of the different H_2 rotational excitation levels (J) to, for example:

1. Isolate components or cloud regions with different rotational excitation.
2. Determine the role of internal spatial structures in the self-shielding of diffuse H_2 that strongly influences the $HI \rightarrow H_2$ transition in galaxies.
3. Study the increase in velocity dispersion with J . Specifically, can we confirm the creation of H_2 in warm, partly-ionized post-shock zones proceeds via the formation of H^- ?
4. Measure the temperature and turbulence of H_2 in high- J levels. Is the excess abundance in $J > 2$ in diffuse clouds due to shocks, or dissipation of turbulence in vortices?
5. Find what fractions of the 4.5 eV of energy released upon

H_2 formation are transferred to internal excitation of the molecule, kinetic motion of the molecule, and the thermal bath of the grain.

The possibility of observing the H_2 electronic bands at high spectral resolution in absorption in the UV might be opened (in the distant future) by the LUVVOIR project. LUVVOIR is one of four Decadal Survey Mission Concept Studies initiated by NASA in 2016, which should include a high-resolution UV spectrometer. This spectrometer would allow to observe the far-UV electronic bands of H_2 at high resolution ($R > 120\,000$) toward many stars in our Galaxy, as well as towards individual stars in the Local Group galaxies. Such a capability would allow us to extend the study of H_2 formation to very different environments.

Acknowledgements. All authors thank the EPOC lab, the LAB, and the Institute of Advanced Study of the University of Cergy Pontoise for their support during the meeting that catalyzed the writing of this manuscript. VW's research is funded by an ERC Starting Grant (3DICE, grant agreement 336474). GV acknowledges financial support from the National Science Foundation's Astronomy & Astrophysics Division (Grants No. 1311958 and 1615897). LH acknowledges support from ERC Consolidator Grant GRANN (grant agreement no. 648551). GN acknowledges support from the Swedish Research Council. VW, FD and SM acknowledge the CNRS program "Physique et Chimie du Milieu Interstellaire" (PCMI) co-funded by the Centre National d'Etudes Spatiales (CNES). SDP acknowledges funding from STFC, UK. FD thanks VW for accepting the difficult task of managing this project and SDP for his efforts in reading and re-writing the text. V.V acknowledges funding from the European Research Council (ERC) under the European Unions Horizon 2020 research and innovation programme (MagneticYSOS project, grant agreement No 679937).

Table 2: Physical parameters of each type of astrophysical source.

Source	G_0 (Habing unit)	n_{H} (cm^{-3})	Gas T (K)	Dust T (K)	f_{H_2}	H_2 o/p	R_{H_2} ($\times 10^{-17}$)
Dense PDR (HI)	a few $10^3 - 10^4$ ^(a)	$10^4 - 10^6$ ^(a,b,c)	$10 - 3000$ ^(a)	$25 - 70$ ^(g)	0 - 1	$1 - 3$ ^(k,l)	$(3 - 15)$ ^(r)
Dense PDR (LI)	a few $10 - 100$ ^(a)	$10^3 - 10^5$ ^(d,e)	$10 - 400$ ^(d)	$13 - 30$ ^(g)	0 - 1	$1 - 3$ ^(m,l,e)	$(10 - 30)$ ^(r)
Diffuse clouds	1	1-100	$50 - 130$	20 ^(h)	$10^{-4} - 0.8$ ^(j)	$0.4 - 0.9$ ^(n,o)	$(3 - 5)$ ^(s,r,o)
Cold Cores	1	$10^4 - 10^5$ ^(f)	10 ^(f)	$6 - 15$ ⁽ⁱ⁾	1	$0 - 0.1$ ^(p,q)	?
Hot Cores ^(t)	1	$> 10^6$	$100 - 300$	$100 - 300$?	?	?
Shocks (Galactic)	$1 - 10$ ^(u)	$10^3 - 10^4$ ^(v)	$10 - 10^4$?	$0.2 - 1$	$0.5 - 3$ ^(w)	?
Shocks (extra-Galactic)	$0 - 100$ ^(x)	$10 - 10^5$	$10 - 10^5$?	$10^{-5} - 1$ ^(y)	$1 - 3$ ^(z)	?

References: (a) Hollenbach and Tielens (1999), (b) Parmar et al. (1991), (c) Köhler et al. (2014a), (d) Habart et al. (2005a), (e) Habart et al. (2011), (f) Bergin and Tafalla (2007), (g) Arab et al. (2012), (h) Planck Collaboration et al. (2014), (i) Hocuk et al. (2016), (j) Snow et al. (2008), (k) Fuente et al. (1999), (l) Fleming et al. (2010), (m) Habart et al. (2003), (n) Gry et al. (2002), (o) Lacour et al. (2005), (p) Troscompt et al. (2009), (q) Pagani et al. (2009), (r) Habart et al. (2004), (s) Jura (1974), (t) Herbst and van Dishoeck (2009), (u) Lesaffre et al. (2013), (v), Gusdorf et al. (2015), (w) Nisini et al. (2010), (x) Guillard et al. (2009, 2012b) and Uzgil et al. (2016), (y) Flower et al. (2003), (z) Harrison et al. (1998).

References

- Accolla, M., Congiu, E., Dulieu, F., Manicò, G., Chaabouni, H., Matar, E., Mokrane, H., Lemaire, J. L., Pirronello, V., 2011. Changes in the morphology of interstellar ice analogues after hydrogen atom exposure. *Physical Chemistry Chemical Physics (Incorporating Faraday Transactions)* 13, 8037.
- Al-Halabi, A., Fraser, H. J., Kroes, G. J., van Dishoeck, E. F., Aug. 2004. Adsorption of CO on amorphous water-ice surfaces. *aa* 422, 777–791.
- Al-Halabi, A., Kleyn, A., van Dishoeck, E., Kroes, G., 2002. Sticking of hydrogen atoms to crystalline ice surfaces: Dependence on incidence energy and surface temperature. *J. Phys. Chem. B* 106 (25), 6515.
- Al-Halabi, A., van Dishoeck, E. F., dec 2007. Hydrogen adsorption and diffusion on amorphous solid water ice. *Mon. Not. R. Astron. Soc.* 382, 1648–1656.
- Alata, I., Cruz-Diaz, G. A., Muñoz Caro, G. M., Dartois, E., sep 2014. Vacuum ultraviolet photolysis of hydrogenated amorphous carbons. I. Interstellar H₂ and CH₄ formation rates. *A&A* 569, A119.
- Allain, T., Leach, S., Sedlmayr, E., Jan. 1996. Photodestruction of PAHs in the interstellar medium. II. Influence of the states of ionization and hydrogenation. *A&A* 305, 616.
- Allen, M. G., Groves, B. A., Dopita, M. A., Sutherland, R. S., Kewley, L. J., 2008. The MAPPINGS III Library of Fast Radiative Shock Models. *ApJ Supplement* 178, 20–55.
- Amiaud, L., Dulieu, F., Fillion, J.-H., Momeni, A., Lemaire, J. L., Oct. 2007. Interaction of atomic and molecular deuterium with a nonporous amorphous water ice surface between 8 and 30 K. *J. Chem. Phys.* 127 (14), 144709–144709.
- Amiaud, L., Fillion, J. H., Baouche, S., Dulieu, F., Momeni, A., Lemaire, J. L., Mar. 2006. Interaction of D₂ with H₂O amorphous ice studied by temperature-programmed desorption experiments. *J. Chem. Phys.* 124 (9), 094702–094702.
- Amiaud, L., Fillion, J.-H., Dulieu, F., Momeni, A., Lemaire, J.-L., 2015. Physisorption and desorption of H₂, HD and D₂ on amorphous solid water ice. Effect on mixing isotopologue on statistical population of adsorption sites. *Physical Chemistry Chemical Physics* 17 (44), 30148–30157.
- Appleton, P. N., Guillard, P., Boulanger, F., Cluver, M. E., Ogle, P., Falgarone, E., Pineau des Forêts, G., O’Sullivan, E., Duc, P.-A., Gallagher, S., Gao, Y., Jarrett, T., Konstantopoulos, I., Lisenfeld, U., Lord, S., Lu, N., Peterson, B. W., Struck, C., Sturm, E., Tuffs, R., Valchanov, I., van der Werf, P., Xu, K. C., Nov. 2013. Shock-enhanced C⁺ Emission and the Detection of H₂O from the Stephan’s Quintet Group-wide Shock Using Herschel. *Astrophys. J.* 777, 66.
- Appleton, P. N., Guillard, P., Togi, A., Alatalo, K., Boulanger, F., Cluver, M., Pineau des Forêts, G., Lisenfeld, U., Ogle, P., Xu, C. K., Feb. 2017. Powerful H₂ Line Cooling in Stephan’s Quintet. II. Group-wide Gas and Shock Modeling of the Warm H₂ and a Comparison with [C II] 157.7 μm Emission and Kinematics. *Astrophys. J.* 836, 76.
- Appleton, P. N., Xu, K. C., Reach, W., Dopita, M. A., Gao, Y., Lu, N., Popescu, C. C., Sulentic, J. W., Tuffs, R. J., Yun, M. S., 2006. Powerful High-Velocity Dispersion Molecular Hydrogen Associated with an Intergalactic Shock Wave in Stephan’s Quintet. *ApJL* 639, L51–L54.
- Arab, H., 2012. Ph.d thesis. University of Paris-Sud 11.
- Arab, H., Abergel, A., Habart, E., Bernard-Salas, J., Ayasso, H., Dassis, K., Martin, P. G., White, G. J., May 2012. Evolution of dust in the Orion Bar with Herschel. I. Radiative transfer modelling. *A&A* 541, A19.
- Armus, L., Bernard-Salas, J., Spoon, H. W. W., Marshall, J. A., Charmandaris, V., Higdon, S. J. U., Desai, V., Hao, L., Teplitz, H. I., Devost, D., Brandl, B. R., Soifer, B. T., Houck, J. R., mar 2006. Detection of the Buried Active Galactic Nucleus in NGC 6240 with the Infrared Spectrograph on the Spitzer Space Telescope. *Astrophys. J.* 640, 204–210.
- Avena, D., Pirronello, V., may 1991. Synthesis of H₂ at the edge of dense cold clouds by cosmic ray bombardment of grain mantles. *A&A* 245, 239–242.
- Bachelier, D., Sizun, M., Aguillon, F., Teillet-Billy, D., Rougeau, N., Sidis, V., 2009. Unrestricted study of the Eley-Rideal formation of H₂ on graphene using a new multidimensional graphene-H-H potential: role of the substrate. *Physical Chemistry Chemical Physics (Incorporating Faraday Transactions)* 11, 2715.
- Bachelier, D., Sizun, M., Teillet-Billy, D., Rougeau, N., Sidis, V., nov 2007. Eley-Rideal formation of H₂ involving one of two para-chemisorbed H atoms on a graphite surface. *Chemical Physics Letters* 448, 223–227.
- Baouche, S., Gamborg, G., Petrunic, V. V., Luntz, A. C., Baurichter, A., Hornekær, L., aug 2006. High translational energy release in H₂ (D₂) associative desorption from H (D) chemisorbed on C(0001). *J. Chem. Phys.* 125 (8), 084712–084712.
- Beirão, P., Armus, L., Lehnert, M. D., Guillard, P., Heckman, T., Draine, B., Hollenbach, D., Walter, F., Sheth, K., Smith, J. D., Shopbell, P., Boulanger, F., Surace, J., Hoopes, C., Engelbracht, C., may 2015. Spatially Resolved Spitzer-IRS Spectral Maps of the Superwind in M82. *arXiv.org*.
- Bekki, K., jul 2013. Coevolution of dust, gas and stars in galaxies - I. Spatial distributions and scaling-relations of dust and molecular hydrogen. *Mon. Not. R. Astron. Soc.* 432, 2298–2323.
- Bergin, E. A., Tafalla, M., sep 2007. Cold Dark Clouds: The Initial Conditions for Star Formation. *ARA&A* 45, 339–396.
- Berné, O., Joblin, C., Deville, Y., Smith, J. D., Rapacioli, M., Bernard, J. P., Thomas, J., Reach, W., Abergel, A., jul 2007. Analysis of the emission of very small dust particles from Spitzer spectro-imagery data using blind signal separation methods. *A&A* 469, 575–586.
- Bialy, S., Sternberg, A., may 2016. Analytic HI-to-H₂ Photodissociation Transition Profiles. *Astrophys. J.* 822, 83.
- Biham, O., Furman, I., Pirronello, V., Vidali, G., Jun. 2001. Master Equation for Hydrogen Recombination on Grain Surfaces. *Astrophys. J.* 553, 595–603.
- Biham, O., Lipshtat, A., 2002. Exact results for hydrogen recombination on dust grain surfaces. *Phys. Rev. E* 66, 56103.
- Birnboim, Y., Dekel, A., Oct. 2003. Virial shocks in galactic haloes? *Mon. Not. R. Astron. Soc.* 345, 349–364.
- Bisbas, T. G., Bell, T. A., Viti, S., Yates, J., Barlow, M. J., dec 2012. 3D-PDR: a new three-dimensional astrochemistry code for treating photodissociation regions. *Mon. Not. R. Astron. Soc.* 427, 2100–2118.
- Black, J. H., van Dishoeck, E. F., Nov. 1987. Fluorescent excitation of interstellar H₂. *Astrophys. J.* 322, 412–449.
- Bonfanti, M., Casolo, S., Tantardini, G. F., Martinazzo, R., 2011. Surface models and reaction barrier in Eley-Rideal formation of H₂ on graphitic surfaces. *Physical Chemistry Chemical Physics (Incorporating Faraday Transactions)* 13, 16680.
- Bonfanti, M., Jackson, B., Hughues, K., Burghardt, I., Martinazzo, R., 2015. Quantum dynamics of hydrogen atoms on graphene ii. sticking. *J. Chem. Phys.* 143, 124704.
- Bonfanti, M., Martinazzo, R., Tantardini, G. F., Ponti, A., 2007. Physisorption and diffusion of hydrogen atoms on graphite from correlated calculations on the h-coronene model system. *J. Phys. Chem C* 111 (16), 5825.
- Boogert, A. C. A., Gerakines, P. A., Whittet, D. C. B., aug 2015. Observations of the icy universe. *ARA&A* 53, 541–581.
- Boschman, L., Cazaux, S., Spaans, M., Hoekstra, R., Schlathöler, T., Jul. 2015. H₂ formation on PAHs in photodissociation regions: a high-temperature pathway to molecular hydrogen. *A&A* 579, A72.
- Boschman, L., Reitsma, G., Cazaux, S., Schlathöler, T., Hoekstra, R., Spaans, M., González-Magaña, O., Dec. 2012. Hydrogenation of PAH Cations: A First Step toward H₂ Formation. *ApJL* 761, L33.
- Bron, E., Le Bourlot, J., Le Petit, F., sep 2014. Surface chemistry in the interstellar medium. II. H₂ formation on dust with random temperature fluctuations. *A&A* 569, A100.
- Bron, E., Le Petit, F., Le Bourlot, J., apr 2016. Efficient ortho-para conversion of H₂ on interstellar grain surfaces. *A&A* 588, A27.
- Brown, W. L., Augustyniak, W. M., Simmons, E., Marcantonio, K. J., Lnazertotti, L. J., Johnson, R. E., Reimann, C. T., Foti, G., Pirronello, V., 1982. Erosion and molecular formation in condensed gas films by electronic energy loss of fast ions. *Nuclear Instruments and Methods in Physics Research A* 198, 1–8.
- Bruch, L., Cole, M., Zaremba, E., 2007a. *Physical Adsorption: Forces and Phenomena*. Dover books on physics. Dover Publications: Mineola, N.Y.
- Bruch, L. W., Diehl, R. D., Venables, J. A., oct 2007b. Progress in the measurement and modeling of physisorbed layers. *Reviews of Modern Physics* 79, 1381–1454.
- Buch, V., oct 1989. Sticking probability of light atoms on the graphite (0001) surface. *J. Chem. Phys.* 91, 4974–4984.
- Buch, V., Czermanski, R., oct 1991. Eigenstates of a quantum-mechanical particle on a topologically disordered surface - H(D) atom physisorbed on an amorphous ice cluster (H₂O)₁₁₅. *J. Chem. Phys.* 95, 6026–6038.
- Buch, V., Zhang, Q., oct 1991. Sticking probability of H and D atoms on amorphous ice - A computational study. *Astrophys. J.* 379, 647–652.
- Burton, M. G., Geballe, T. R., Brand, P. W. J. L., Moorhouse, A., 1990. High

- spectral resolution observations of fluorescent molecular hydrogen in molecular clouds. *Astrophys. J.* 352, 625.
- Burton, M. G., Londish, D., Brand, P. W. J. L., 2002. Formation pumping of molecular hydrogen in the Messier 17 photodissociation region. *Mon. Not. R. Astron. Soc.* 333, 721.
- Carmona, A., van der Plas, G., van den Ancker, M. E., Audard, M., Waters, L. B. F. M., Fedele, D., Acke, B., Pantin, E., Sep. 2011. A survey for near-infrared H₂ emission in Herbig Ae/Be stars: emission from the outer disks of HD 97048 and HD 100546. *A&A* 533, A39.
- Carruthers, G. R., Aug. 1970. Rocket Observation of Interstellar Molecular Hydrogen. *ApJL* 161, L81.
- Caselli, P., Hasegawa, T. I., Herbst, E., Mar. 1998a. A Proposed Modification of the Rate Equations for Reactions on Grain Surfaces. *apj* 495, 309–316.
- Caselli, P., Walmsley, C. M., Terzieva, R., Herbst, E., May 1998b. The Ionization Fraction in Dense Cloud Cores. *apj* 499, 234–249.
- Casolo, S., Løvvik, O., Martinazzo, R., Tantardini, G., 2009b. Understanding adsorption of hydrogen atoms on graphene. *J. Chem. Phys.* 130, 054704.
- Casolo, S., Martinazzo, R., Bonfanti, M., Tantardini, G. F., dec 2009. Quantum Dynamics of the Eley-Rideal Hydrogen Formation Reaction on Graphite at Typical Interstellar Cloud Conditions. *Journal of Physical Chemistry A* 113, 14545–14553.
- Cazaux, S., Boschman, L., Rougeau, N., Reitsma, G., Hoekstra, R., Teillet-Billy, D., Morisset, S., Spaans, M., Schlathölter, T., jan 2016. The sequence to hydrogenate coronene cations: A journey guided by magic numbers. *Scientific Reports* 6, 19835.
- Cazaux, S., Caselli, P., Tielens, A. G. G. M., LeBourlot, J., Walmsley, M., Jan. 2005. Molecular Hydrogen formation on grain surfaces. *Journal of Physics Conference Series* 6, 155–160.
- Cazaux, S., Morisset, S., Spaans, M., Allouche, A., Nov. 2011. When sticking influences H₂ formation. *A&A* 535, A27.
- Cazaux, S., Spaans, M., Mar. 2009. HD and H₂ formation in low-metallicity dusty gas clouds at high redshift. *A&A* 496, 365–374.
- Cazaux, S., Tielens, A. G. G. M., aug 2002. Molecular Hydrogen Formation in the Interstellar Medium. *ApJL* 575, L29–L32.
- Cazaux, S., Tielens, A. G. G. M., Mar. 2004. H₂ Formation on Grain Surfaces. *apj* 604, 222–237.
- Cesarsky, D., Cox, P., Pineau Des Forêts, G., van Dishoeck, E. F., Boulanger, F., Wright, C. M., 1999. ISOCAM spectro-imaging of the H₂ rotational lines hfill in the supernova remnant IC 443. *A&A* 348, 945.
- Chaabouni, H., Bergeron, H., Baouche, S., Dulieu, F., Matar, E., Congiu, E., Gavilan, L., Lemaire, J. L., Feb. 2012. Sticking coefficient of hydrogen and deuterium on silicates under interstellar conditions. *A&A* 538, A128.
- Chang, Q., Cuppen, H. M., Herbst, E., May 2005. Continuous-time random-walk simulation of H₂ formation on interstellar grains. *A&A* 434, 599–611.
- Chang, Q., Cuppen, H. M., Herbst, E., nov 2006. Effective rate coefficients for molecular hydrogen formation in diffuse interstellar clouds. *A&A* 458, 497–505.
- Chang, Q., Herbst, E., Jun. 2014. Interstellar Simulations Using a Unified Microscopic-Macroscopic Monte Carlo Model with a Full Gas-Grain Network Including Bulk Diffusion in Ice Mantles. *Astrophys. J.* 787, 135.
- Charnley, S. B., Nov. 2001. Stochastic Theory of Molecule Formation on Dust. *ApJL* 562, L99–L102.
- Chehrouri, M., Fillion, J.-H., Chaabouni, H., Mokrane, H., Congiu, E., Dulieu, F., Matar, E., Michaut, X., Lemaire, J. L., 2011. Nuclear spin conversion of molecular hydrogen on amorphous solid water in the presence of O₂ traces. *Physical Chemistry Chemical Physics (Incorporating Faraday Transactions)* 13, 2172.
- Chernoff, D. F., Jan. 1987. Magnetohydrodynamic shocks in molecular clouds. *Astrophys. J.* 312, 143–169.
- Chevance, M., Oct 2016. The physical processes in the interstellar medium of the magellanic clouds. Phd thesis, Université Paris 7 Diderot.
- Christensen, C., Quinn, T., Governato, F., Stilp, A., Shen, S., Wadsley, J., oct 2012. Implementing molecular hydrogen in hydrodynamic simulations of galaxy formation. *Mon. Not. R. Astron. Soc.* 425, 3058–3076.
- Clark, P. C., Glover, S. C. O., Klessen, R. S., Bonnell, I. A., aug 2012. How long does it take to form a molecular cloud? *Mon. Not. R. Astron. Soc.* 424, 2599–2613.
- Clayton, G. C., Wolff, M. J., Sofia, U. J., Gordon, K. D., Misselt, K. A., 2003. Dust Grain Size Distributions from MRN to MEM. *Astrophys. J.* 588 (2), 871–880.
- Cluver, M. E., Appleton, P. N., Boulanger, F., Guillard, P., Ogle, P., Duc, P.-A., Lu, N., Rasmussen, J., Reach, W. T., Smith, J. D., Tuffs, R., Xu, C. K., Yun, M. S., Feb. 2010. Powerful H₂ Line Cooling in Stephan's Quintet. I. Mapping the Significant Cooling Pathways in Group-wide Shocks. *Astrophys. J.* 710, 248–264.
- Combes, F., Pineau des Forêts, G., 2000. *Molecular Hydrogen in Space*. Cambridge Contemporary Astrophysics. Cambridge University Press: Cambridge; New York.
- Compiègne, M., Verstraete, L., Jones, A., Bernard, J.-P., Boulanger, F., Flagey, N., Le Bourlot, J., Paradis, D., Ysard, N., Jan. 2011. The global dust SED: tracing the nature and evolution of dust with DustEM. *A&A* 525, A103.
- Congiu, E., Matar, E., Kristensen, L. E., Dulieu, F., Lemaire, J. L., Jul. 2009. Laboratory evidence for the non-detection of excited nascent H₂ in dark clouds. *Mon. Not. R. Astron. Soc.* 397, L96–L100.
- Cornuault, N., Lehnert, M., Boulanger, F., Guillard, P., sep 2016. Are cosmological gas accretion streams multiphase and turbulent? *arXiv.org*, arXiv:1609.04405.
- Cox, P., Huggins, P. J., Maillard, J.-P., Habart, E., Morisset, C., Bachiller, R., Forveille, T., Mar. 2002. High resolution near-infrared spectro-imaging of NGC 7027. *A&A* 384, 603–619.
- Creighan, S. C., Perry, J. S. A., Price, S. D., mar 2006. The rovibrational distribution of H₂ and HD formed on a graphite surface at 15–50 K. *J. Chem. Phys.* 124 (11), 114701–114701.
- Cuadrado, S., Goicoechea, J. R., Pilleri, P., Cernicharo, J., Fuente, A., Joblin, C., Mar. 2015. The chemistry and spatial distribution of small hydrocarbons in UV-irradiated molecular clouds: the Orion Bar PDR. *A&A* 575, A82.
- Cuppen, H. M., Garrod, R. T., May 2011. Modelling of surface chemistry on an inhomogeneous interstellar grain. *A&A* 529, A151.
- Cuppen, H. M., Herbst, E., Aug. 2005. Monte Carlo simulations of H₂ formation on grains of varying surface roughness. *Mon. Not. R. Astron. Soc.* 361, 565–576.
- Cuppen, H. M., Herbst, E., Oct. 2007. Simulation of the Formation and Morphology of Ice Mantles on Interstellar Grains. *Astrophys. J.* 668, 294–309.
- Cuppen, H. M., Hornekær, L., May 2008. Kinetic Monte Carlo studies of hydrogen abstraction from graphite. *J. Chem. Phys.* 128 (17), 174707–174707.
- Cuppen, H. M., Karssemeijer, L. J., Lamberts, T., 2013. The kinetic monte carlo method as a way to solve the master equation for interstellar grain chemistry. *Chemical Reviews* 113 (12), 8840–8871, PMID: 24187949. URL <http://dx.doi.org/10.1021/cr400234a>
- Cuppen, H. M., Kristensen, L. E., Gavardi, E., Jul. 2010. H₂ reformation in post-shock regions. *Mon. Not. R. Astron. Soc.* 406, L11–L15.
- Cuppen, H. M., Morata, O., Herbst, E., Apr. 2006. Monte Carlo simulations of H₂ formation on stochastically heated grains. *Mon. Not. R. Astron. Soc.* 367, 1757–1765.
- Desert, F. X., Boulanger, F., Shore, S. N., May 1986. Grain temperature fluctuations - A key to infrared spectra. *A&A* 160, 295–300.
- Dobbs, C. L., Bonnell, I. A., apr 2007. Spiral shocks and the formation of molecular clouds in a two-phase medium. *Mon. Not. R. Astron. Soc.* 376, 1747–1756.
- Dobbs, C. L., Bonnell, I. A., Pringle, J. E., oct 2006. The formation of molecular clouds in spiral galaxies. *Mon. Not. R. Astron. Soc.* 371, 1663–1674.
- Dobbs, C. L., Glover, S. C. O., Clark, P. C., Klessen, R. S., Sep. 2008. The ISM in spiral galaxies: can cooling in spiral shocks produce molecular clouds? *Mon. Not. R. Astron. Soc.* 389, 1097–1110.
- Draine, B., 2011. *Physics of the Interstellar and Intergalactic Medium*. Princeton Series in Astrophysics. Princeton University Press: Princeton, N.J.
- Draine, B. T., Nov. 1980. Interstellar shock waves with magnetic precursors. *Astrophys. J.* 241, 1021–1038.
- Draine, B. T., 2003. Interstellar Dust Grains. *ARA&A* 41, 241–289.
- Draine, B. T., Bertoldi, F., Sep. 1996. Structure of Stationary Photodissociation Fronts. *Astrophys. J.* 468, 269.
- Draine, B. T., Bertoldi, F., 1999. Heating the gas in photodissociation regions. In: Cox, P., Kessler, M. (Eds.), *The Universe as seen by ISO*. p. 553.
- Draine, B. T., Li, A., Apr. 2001. Infrared Emission from Interstellar Dust. I. Stochastic Heating of Small Grains. *Astrophys. J.* 551, 807–824.
- Draine, B. T., Li, A., Mar. 2007. Infrared Emission from Interstellar Dust. IV. The Silicate-Graphite-PAH Model in the Post-Spitzer Era. *Astrophys. J.* 657, 810–837.
- Draine, B. T., McKee, C. F., 1993. Theory of interstellar shocks. *ARA&A* 31, 373–432.
- Draine, B. T., Salpeter, E. E., Jul. 1979. On the physics of dust grains in hot gas. *Astrophys. J.* 231, 77–94.

- Duley, W. W., Williams, D. A., Jan. 1993. The formation of H₂ on interstellar dust. *Mon. Not. R. Astron. Soc.* 260, 37–42.
- Esplugues, G. B., Cazaux, S., Meijerink, R., Spaans, M., Caselli, P., jun 2016. Surface chemistry in photodissociation regions. *A&A* 591, A52.
- Falgarone, E., Phillips, T. G., 1990. A signature of the intermittency of interstellar turbulence - the wings of molecular line profiles. *Astrophys. J.* 359, 344–354.
- Farebrother, A. J., Meijer, A. J. H. M., Clary, D. C., Fisher, A. J., mar 2000. Formation of molecular hydrogen on a graphite surface via an eley-rideal mechanism. *Chem. Phys. Lett.* 319, 303.
- Ferland, G. J., Porter, R. L., van Hoof, P. A. M., Williams, R. J. R., Abel, N. P., Lykins, M. L., Shaw, G., Henney, W. J., Stancil, P. C., apr 2013. The 2013 release of cloudy. *Revista Mexicana de Astronomía y Astrofísica* 49, 137–163.
- Ferro, Y., Marinelli, F., Allouche, A., Jan. 2003. Density functional theory investigation of the diffusion and recombination of H on a graphite surface. *Chemical Physics Letters* 368, 609–615.
- Field, G. B., Somerville, W. B., Dressler, K., 1966. Hydrogen Molecules in Astronomy. *ARA&A* 4, 207.
- Fiolet, N., Omont, A., Lagache, G., Bertincoeur, B., Fadda, D., Baker, A. J., Beelen, A., Berta, S., Boulanger, F., Farrah, D., Kovács, A., Lonsdale, C., Owen, F., Polletta, M., Shupe, D., Yan, L., 2010. Mid-infrared spectroscopy of spitzer-selected ultra-luminous starbursts at z=2. *A&A* 524, A33–.
- Fleming, B., France, K., Lupu, R. E., McCandliss, S. R., Dec. 2010. Spitzer Mapping of Polycyclic Aromatic Hydrocarbon and H₂ Features in Photodissociation Regions. *Astrophys. J.* 725, 159–172.
- Flower, D. R., Le Bourlot, J., Pineau des Forêts, G., Cabrit, S., May 2003. The contributions of J-type shocks to the H₂ emission from molecular outflow sources. *Mon. Not. R. Astron. Soc.* 341, 70–80.
- Flower, D. R., Pineau des Forêts, G., Aug. 2003. The influence of grains on the propagation and structure of C-type shock waves in interstellar molecular clouds. *Mon. Not. R. Astron. Soc.* 343, 390–400.
- Flower, D. R., Pineau des Forêts, G., Aug. 2010. Excitation and emission of H₂, CO and H₂O molecules in interstellar shock waves. *Mon. Not. R. Astron. Soc.* 406, 1745–1758.
- Flower, D. R., Pineau des Forêts, G., Jun. 2015. Interpreting observations of molecular outflow sources: the MHD shock code mhd.vode. *A&A* 578, A63.
- Flower, D. R., Pineau des Forêts, G., Hartquist, T. W., Oct. 1985. Theoretical studies of interstellar molecular shocks. I - General formulation and effects of the ion-molecule chemistry. *Mon. Not. R. Astron. Soc.* 216, 775–794.
- Forbrich, J., Öberg, K., Lada, C. J., Lombardi, M., Hacar, A., Alves, J., Rathborne, J. M., aug 2014. Some like it cold: molecular emission and effective dust temperatures of dense cores in the pipe nebula. *A&A* 568, A27.
- France, K., Linsky, J. L., Brown, A., Froning, C. S., Béland, S., May 2010. Metal Depletion and Warm H₂ in the Brown Dwarf 2M1207 Accretion Disk. *Astrophys. J.* 715, 596–605.
- France, K., Schindhelm, E., Herczeg, G. J., Brown, A., Abgrall, H., Alexander, R. D., Bergin, E. A., Brown, J. M., Linsky, J. L., Roueff, E., Yang, H., Sep. 2012. A Hubble Space Telescope Survey of H₂ Emission in the Circumstellar Environments of Young Stars. *Astrophys. J.* 756, 171.
- Fraser, H., Collings, M., McCoustra, M., may 2002. Laboratory surface astrophysics experiment. *Rev. Sci. Instrum.* 73, 2161.
- Fraser, H. J., van Dishoeck, E. F., 2004. SURFRESIDE: a novel experiment to study surface chemistry under interstellar and protostellar conditions. *Advances in Space Research* 33, 14–22.
- Fuente, A., Martín-Pintado, J., Rodríguez-Fernández, N. J., Rodríguez-Franco, A., de Vicente, P., Kunze, D., Jun. 1999. Infrared Space Observatory Observations toward the Reflection Nebula NGC 7023: A Nonequilibrium Ortho-to-Para-H₂ Ratio. *ApJL* 518, L45–L48.
- García-Gil, S., Teillet-Billy, D., Rougeau, N., Sidis, V., 2013. H atom adsorption on a silicate surface: The (010) surface of forsterite. *J. Phys. Chem. C* 117 (24), 12612.
- Garrod, R. T., 2008. A new modified-rate approach for gas-grain chemical simulations. *Astron. Astrophys.* 491 (1), 239.
- Garrod, R. T., Pauly, T., jul 2011. On the formation of CO₂ and other interstellar ices. *Astrophys. J.* 735, 15.
- Gatley, I., Jones, T. J., Hyland, A. R., Wade, R., Geballe, T. R., Krisciunas, K., Sep. 1986. The spatial distribution and velocity field of the molecular hydrogen line emission from the centre of the Galaxy. *Mon. Not. R. Astron. Soc.* 222, 299–306.
- Gavilan, L., Vidali, G., Lemaire, J. L., Chehrouri, M., Dulieu, F., Fillion, J.-H., Congiu, E., Chaabouni, H., Nov. 2012. Experimental Investigation of the Ortho/Para Ratio of Newly Formed Molecular Hydrogen on Amorphous Solid Water. *Astrophys. J.* 760, 35.
- Ghio, E., Mattered, L., Salvo, C., Tommasini, F., Valbusa, U., Jul. 1980. Vibrational spectrum of H and D on the (0001) graphite surface from scattering experiments. *J. Chem. Phys.* 73, 556–561.
- Gillmon, K., Shull, J. M., Jan. 2006. Molecular Hydrogen in Infrared Cirrus. *Astrophys. J.* 636, 908–915.
- Gillmon, K., Shull, J. M., Tumlinson, J., Danforth, C., jan 2006. A FUSE Survey of Interstellar Molecular Hydrogen toward High-Latitude AGNs. *Astrophys. J.* 636, 891–907.
- Glover, S. C. O., Abel, T., Aug. 2008. Uncertainties in H₂ and HD chemistry and cooling and their role in early structure formation. *Mon. Not. R. Astron. Soc.* 388, 1627–1651.
- Glover, S. C. O., Clark, P. C., jan 2014. Molecular cooling in the diffuse interstellar medium. *Mon. Not. R. Astron. Soc.* 437, 9–20.
- Glover, S. C. O., Federrath, C., Mac Low, M.-M., Klessen, R. S., May 2010. Modelling CO formation in the turbulent interstellar medium. *Mon. Not. R. Astron. Soc.* 404, 2–29.
- Glover, S. C. O., Mac Low, M.-M., apr 2007a. Simulating the Formation of Molecular Clouds. I. Slow Formation by Gravitational Collapse from Static Initial Conditions. *ApJ Supplement* 169, 239–268.
- Glover, S. C. O., Mac Low, M.-M., apr 2007b. Simulating the Formation of Molecular Clouds. II. Rapid Formation from Turbulent Initial Conditions. *Astrophys. J.* 659, 1317–1337.
- Gnedin, N. Y., Tassis, K., Kravtsov, A. V., may 2009. Modeling Molecular Hydrogen and Star Formation in Cosmological Simulations. *Astrophys. J.* 697, 55–67.
- Goldader, J. D., Joseph, R. D., Doyon, R., Sanders, D. B., Jan. 1997. Spectroscopy of Luminous Infrared Galaxies at 2 Microns. *Astrophys. J.* 474, 104–120.
- Goldsmith, P. F., Velusamy, T., Li, D., Langer, W. D., Jun. 2010. Molecular Hydrogen Emission from the Boundaries of the Taurus Molecular Cloud. *Astrophys. J.* 715, 1370–1382.
- Gould, R. J., Salpeter, E. E., Aug. 1963. The Interstellar Abundance of the Hydrogen Molecule. I. Basic Processes. *Astrophys. J.* 138, 393.
- Goumans, T. P. M., Richard, C., Catlow, A., Brown, W. A., Mar. 2009. Formation of H₂ on an olivine surface: a computational study. *Mon. Not. R. Astron. Soc.* 393, 1403–1407.
- Graedel, T. E., Langer, W. D., Frerking, M. A., Mar. 1982. The kinetic chemistry of dense interstellar clouds. *ApJ Supplement* 48, 321–368.
- Grassi, T., Bovino, S., Schleicher, D., Gianturco, F. A., may 2013. Chemical complexity in astrophysical simulations: optimization and reduction techniques. *Mon. Not. R. Astron. Soc.* 431, 1659–1668.
- Green, N. J. B., Toniazzo, T., Pilling, M. J., Ruffle, D. P., Bell, N., Hartquist, T. W., Sep. 2001. A stochastic approach to grain surface chemical kinetics. *A&A* 375, 1111–1119.
- Grenier, I. A., Casandjian, J.-M., Terrier, R., feb 2005. Unveiling Extensive Clouds of Dark Gas in the Solar Neighborhood. *Science* 307, 1292–1295.
- Gry, C., Boulanger, F., Nehmé, C., Pineau des Forêts, G., Habart, E., Falgarone, E., 2002. H₂ formation and excitation in the diffuse interstellar medium. *A&A* 391 (1), 675–680.
- Guillard, P., Boulanger, F., Cluver, M. E., Appleton, P. N., Pineau Des Forêts, G., Ogle, P., jul 2010. Observations and modeling of the dust emission from the H₂-bright galaxy-wide shock in Stephan’s Quintet. *aa* 518, A59.
- Guillard, P., Boulanger, F., Lehnert, M. D., Appleton, P. N., Pineau des Forêts, G., Dec. 2015a. Warm molecular Hydrogen at high redshift with the James Webb Space Telescope. In: Martins, F., Boissier, S., Buat, V., Cambrésy, L., Petit, P. (Eds.), SF2A-2015: Proceedings of the Annual meeting of the French Society of Astronomy and Astrophysics. pp. 81–85.
- Guillard, P., Boulanger, F., Lehnert, M. D., Pineau des Forêts, G., Combes, F., Falgarone, E., Bernard-Salas, J., 2015. Exceptional agn-driven turbulence inhibits star formation in the 3c 326n radio galaxy. *A&A* 574, A32.
- Guillard, P., Boulanger, F., Pineau Des Forêts, G., Appleton, P. N., Aug. 2009. H₂ formation and excitation in the Stephan’s Quintet galaxy-wide collision. *A&A* 502, 515–528.
- Guillard, P., Boulanger, F., Pineau des Forêts, G., Falgarone, E., Gusdorf, A., Cluver, M. E., Appleton, P. N., Lisenfeld, U., Duc, P.-A., Ogle, P. M., Xu, C. K., Apr. 2012a. Turbulent Molecular Gas and Star Formation in the Shocked Intergalactic Medium of Stephan’s Quintet. *Astrophys. J.* 749, 158.

- Guillard, P., Ogle, P. M., Emonts, B. H. C., Appleton, P. N., Morganti, R., Tadhunter, C., Oosterloo, T., Evans, D. A., Evans, A. S., Mar. 2012b. Strong Molecular Hydrogen Emission and Kinematics of the Multiphase Gas in Radio Galaxies with Fast Jet-driven Outflows. *Astrophys. J.* 747, 95.
- Guillet, V., Jones, A. P., Pineau Des Forêts, G., Apr. 2009. Shocks in dense clouds. II. Dust destruction and SiO formation in J shocks. *A&A* 497, 145–153.
- Guillet, V., Pineau Des Forêts, G., Jones, A. P., Mar. 2011. Shocks in dense clouds. III. Dust processing and feedback effects in C-type shocks. *A&A* 527, A123.
- Gusdorf, A., Anderl, S., Güsten, R., Stutzki, J., Hübers, H.-W., Hartogh, P., Heyminck, S., Okada, Y., Jun. 2012. Probing magnetohydrodynamic shocks with high-J CO observations: W28F. *A&A* 542, L19.
- Gusdorf, A., Riquelme, D., Anderl, S., Eisloffel, J., Codella, C., Gómez-Ruiz, A. I., Graf, U. U., Kristensen, L. E., Leurini, S., Parise, B., Requena-Torres, M. A., Ricken, O., Güsten, R., Mar. 2015. Impacts of pure shocks in the BHR71 bipolar outflow. *A&A* 575, A98.
- Guzmán, V. V., Pety, J., Goicoechea, J. R., Gerin, M., Roueff, E., Gratier, P., Öberg, K. I., Feb. 2015. Spatially Resolved L-C₃H⁺ Emission in the Horsehead Photodissociation Region: Further Evidence for a Top-Down Hydrocarbon Chemistry. *ApJL* 800, L33.
- Habart, E., Abergel, A., Boulanger, F., Joblin, C., Verstraete, L., Compiègne, M., Pineau Des Forêts, G., Le Bourlot, J., Mar. 2011. Excitation of H₂ in photodissociation regions as seen by Spitzer. *A&A* 527, A122.
- Habart, E., Abergel, A., Walmsley, C. M., Teyssier, D., Pety, J., Jul. 2005a. Density structure of the Horsehead nebula photo-dissociation region. *A&A* 437, 177–188.
- Habart, E., Boulanger, F., Verstraete, L., Pineau des Forêts, G., Falgarone, E., Abergel, A., Jan. 2003. H₂ infrared line emission across the bright side of the rho Ophiuchi main cloud. *A&A* 397, 623–634.
- Habart, E., Boulanger, F., Verstraete, L., Walmsley, C. M., Pineau des Forêts, G., Feb. 2004. Some empirical estimates of the H₂ formation rate in photon-dominated regions. *A&A* 414, 531–544.
- Habart, E., Walmsley, M., Verstraete, L., Cazaux, S., Maiolino, R., Cox, P., Boulanger, F., Pineau des Forêts, G., Aug. 2005b. Molecular Hydrogen. *Space Sci. Rev.* 119, 71–91.
- Habing, H. J., Jan. 1968. The interstellar radiation density between 912 Å and 2400 Å. *Bull. Astron. Inst. Netherlands* 19, 421.
- Hama, T., Kuwahata, K., Watanabe, N., Kouchi, A., Kimura, Y., Chigai, T., Pirronello, V., Oct. 2012. The Mechanism of Surface Diffusion of H and D Atoms on Amorphous Solid Water: Existence of Various Potential Sites. *Astrophys. J.* 757, 185.
- Hama, T., Watanabe, N., 2013. Surface Processes on Interstellar Amorphous Solid Water: Adsorption, Diffusion, Tunneling Reactions, and Nuclear-Spin Conversion. *Chemical Reviews* 113 (12), 8783–8839. URL <http://dx.doi.org/10.1021/cr4000978>
- Harada, N., Herbst, E., Wakelam, V., Oct. 2010. A New Network for Higher-temperature Gas-phase Chemistry. I. A Preliminary Study of Accretion Disks in Active Galactic Nuclei. *Astrophys. J.* 721, 1570–1578.
- Harrison, A., Puxley, P., Russell, A., Brand, P., Jun. 1998. The ortho- to para-ratio of H₂ in the starburst of NGC253. *Mon. Not. R. Astron. Soc.* 297, 624–632.
- Hartigan, P., 2003. Shock Waves in Outflows from Young Stars. *Ap&SS* 287, 111–122.
- Hartwig, T., Glover, S. C. O., Klessen, R. S., Latif, M. A., Volonteri, M., Sep. 2015. How an improved implementation of H₂ self-shielding influences the formation of massive stars and black holes. *Mon. Not. R. Astron. Soc.* 452, 1233–1244.
- Hasegawa, T. I., Herbst, E., Mar. 1993a. New gas-grain chemical models of quiescent dense interstellar clouds - The effects of H₂ tunnelling reactions and cosmic ray induced desorption. *Mon. Not. R. Astron. Soc.* 261, 83–102.
- Hasegawa, T. I., Herbst, E., Aug. 1993b. Three-Phase Chemical Models of Dense Interstellar Clouds - Gas Dust Particle Mantles and Dust Particle Surfaces. *Mon. Not. R. Astron. Soc.* 263, 589.
- Hasegawa, T. I., Herbst, E., Leung, C. M., Sep. 1992. Models of gas-grain chemistry in dense interstellar clouds with complex organic molecules. *ApJ Supplement* 82, 167–195.
- He, J., Frank, P., Vidali, G., 2011. Interaction of hydrogen with surfaces of silicates: single crystal vs. amorphous. *Physical Chemistry Chemical Physics (Incorporating Faraday Transactions)* 13, 15803.
- Henderson, B., Bekki, K., May. 2016. Significant Enhancement of H₂ Formation in Disk Galaxies under Strong Ram Pressure. *ApJL* 822, L33.
- Henning, T., Sep. 2010a. Cosmic Silicates. *ARA&A* 48, 21–46.
- Henning, T., 2010b. Laboratory Astrophysics of Cosmic Dust Analogues. Vol. 815 of Lecture Notes in Physics, Berlin Springer Verlag. Springer Berlin Heidelberg, pp. 313–329.
- Herbst, E., Shematovich, V. I., 2003. New approaches to the modelling of surface chemistry on interstellar grains. *apss* 285, 725–735.
- Herbst, E., van Dishoeck, E. F., Sep. 2009. Complex Organic Interstellar Molecules. *ARA&A* 47, 427–480.
- Herbst, T. M., Beckwith, S. V. W., Glindemann, A., Tacconi-Garman, L. E., Kroker, H., Krabbe, A., Jun. 1996. A Near-Infrared Spectral Imaging Study of T Tau. *The Astronomical J.* 111, 2403.
- Hewitt, J. W., Rho, J., Andersen, M., Reach, W. T., Apr. 2009. Spitzer Observations of Molecular Hydrogen in Interacting Supernova Remnants. *Astrophys. J.* 694, 1266–1280.
- Hidaka, H., Miyauchi, N., Kouchi, A., Watanabe, N., Apr. 2008. Structural effects of ice grain surfaces on the hydrogenation of CO at low temperatures. *Chemical Physics Letters* 456, 36–40.
- Higdon, S. J. U., Armus, L., Higdon, J. L., Soifer, B. T., Spoon, H. W. W., 2006. A Spitzer Space Telescope Infrared Spectrograph Survey of Warm Molecular Hydrogen in Ultraluminous Infrared Galaxies. *Astrophys. J.* 648, 323–339.
- Hily-Blant, P., Falgarone, E., 2009. Intermittency of interstellar turbulence: parsec-scale coherent structure of intense, velocity shear. *A&A* 500 (2), L29–L32.
- Hincelin, U., Chang, Q., Herbst, E., Feb. 2015. A new and simple approach to determine the abundance of hydrogen molecules on interstellar ice mantles. *A&A* 574, A24.
- Hocuk, S., Cazaux, S., Spaans, M., Caselli, P., Mar. 2016. How chemistry influences cloud structure, star formation, and the IMF. *Mon. Not. R. Astron. Soc.* 456, 2586–2610.
- Hollenbach, D., Kaufman, M. J., Bergin, E. A., Melnick, G. J., Jan. 2009. Water, O₂, and Ice in Molecular Clouds. *Astrophys. J.* 690, 1497–1521.
- Hollenbach, D., McKee, C. F., Nov. 1979. Molecule formation and infrared emission in fast interstellar shocks. I Physical processes. *ApJ Supplement* 41, 555–592.
- Hollenbach, D., McKee, C. F., Jul. 1989. Molecule formation and infrared emission in fast interstellar shocks. III - Results for J shocks in molecular clouds. *Astrophys. J.* 342, 306–336.
- Hollenbach, D., Salpeter, E. E., Jul. 1970. Surface Adsorption of Light Gas Atoms. *J. Chem. Phys.* 53, 79–86.
- Hollenbach, D., Salpeter, E. E., Jan. 1971. Surface Recombination of Hydrogen Molecules. *Astrophys. J.* 163, 155.
- Hollenbach, D. J., Tielens, A. G. G. M., 1997. Dense Photodissociation Regions (PDRs). *ARA&A* 35, 179–216.
- Hollenbach, D. J., Tielens, A. G. G. M., Jan. 1999. Photodissociation regions in the interstellar medium of galaxies. *Reviews of Modern Physics* 71, 173–230.
- Hollenbach, D. J., Werner, M. W., Salpeter, E. E., Jan. 1971. Molecular Hydrogen in H I Regions. *Astrophys. J.* 163, 165.
- Hornekær, L., Baurichter, A., Petrunin, V., Luntz, A., Kay, B., Al-Halabi, A., 2005. Influence of surface morphology on desorption kinetics from amorphous solid water. *J. Chem. Phys.* 122, 124701.
- Hornekær, L., Baurichter, A., Petrunin, V. V., Field, D., Luntz, A. C., Dec. 2003. Importance of Surface Morphology in Interstellar H₂ Formation. *Science* 302, 1943–1946.
- Hornekær, L., Rauls, E., Xu, W., Šljivančanin, Ž., Otero, R., Stensgaard, I., Lægsgaard, E., Hammer, B., Besenbacher, F., Nov. 2006a. Clustering of Chemisorbed H(D) Atoms on the Graphite (0001) Surface due to Preferential Sticking. *Physical Review Letters* 97 (18), 186102.
- Hornekær, L., Šljivančanin, Ž., Xu, W., Otero, R., Rauls, E., Stensgaard, I., Lægsgaard, E., Hammer, B., Besenbacher, F., Apr. 2006b. Metastable Structures and Recombination Pathways for Atomic Hydrogen on the Graphite (0001) Surface. *Physical Review Letters* 96 (15), 156104.
- Hosokawa, T., Inutsuka, S.-i., Jul. 2006. Dynamical Expansion of Ionization and Dissociation Front around a Massive Star. II. On the Generality of Triggered Star Formation. *Astrophys. J.* 646, 240–257.
- Ingalls, J. G., Bania, T. M., Boulanger, F., Draine, B. T., Falgarone, E., Hily-Blant, P., Dec. 2011. Spitzer Infrared Spectrograph Detection of Molecular Hydrogen Rotational Emission towards Translucent Clouds. *Astrophys. J.* 743, 174.

Inoue, T., Inutsuka, S.-i., nov 2012. Formation of Turbulent and Magnetized Molecular Clouds via Accretion Flows of HI Clouds. *Astrophys. J.* 759, 35.

Iqbal, W., Acharyya, K., Herbst, E., may 2012. Kinetic Monte Carlo Studies of H₂ Formation on Grain Surfaces over a Wide Temperature Range. *Astrophys. J.* 751, 58.

Islam, F., Cecchi-Pestellini, C., Viti, S., Casu, S., 2010. Formation pumping of molecular hydrogen in dark clouds. *Astrophys. J.* 725, 1111.

Islam, F., Latimer, E. R., Price, S. D., 2007. The formation of vibrationally excited HD from atomic recombination on cold graphite surfaces. *J. Chem. Phys.* 127 (6), 064701.

Ivanovskaya, V. V., Zobelli, A., Teillet-Billy, D., Rougeau, N., Sidis, V., Briddon, P. R., aug 2010. Hydrogen adsorption on graphene: a first principles study. *Eur. Phys. J. B* 76, 481.

Jeloica, L., Sidis, V., jan 1999. DFT investigation of the adsorption of atomic hydrogen on a cluster-model graphite surface. *Chemical Physics Letters* 300, 157–162.

Jenkins, E. B., Peimbert, A., Mar. 1997. Molecular Hydrogen in the Direction of ζ Orionis A. *Astrophys. J.* 477, 265–280.

Joblin, C., Bron, E., Pinto, C., Pilleri, P., Gerin, M., Le Bourlot, J., Le Petit, F., Fuente, A., Berné, O., Goicoechea, J., Habart, E., Köhler, M., Teyssier, D., Nagy, Z., Montillaud, J., Vastel, C., Cernicharo, J., Röllig, M., Ossenkopf, V., Bergin, E., in prep. Gas morphology and Energetics in bright Photodissociation Regions.

Jones, A. P., Fanciullo, L., Köhler, M., Verstraete, L., Guillet, V., Bocchio, M., Ysard, N., Oct. 2013. The evolution of amorphous hydrocarbons in the ISM: dust modelling from a new vantage point. *A&A* 558, A62.

Jones, A. P., Habart, E., Sep. 2015. H₂ formation via the UV photo-processing of a-C:H nano-particles. *A&A* 581, A92.

Jones, A. P., Tielens, A. G. G. M., Hollenbach, D. J., 1996. Grain Shattering in Shocks: The Interstellar Grain Size Distribution. *Astrophys. J.* 469, 740.

Jura, M., Jul. 1974. Formation and destruction rates of interstellar H₂. *Astrophys. J.* 191, 375–379.

Jura, M., May 1975. Interstellar clouds containing optically thin H₂. *Astrophys. J.* 197, 575–580.

Kamenetzky, J., Rangwala, N., Glenn, J., Maloney, P. R., Conley, A., nov 2014. A Survey of the Molecular ISM Properties of Nearby Galaxies Using the Herschel FTS. *Astrophys. J.* 795, 174.

Kaplan, K. F., Dinerstein, H. L., Oh, H., Mace, G. N., Kim, H., Sokal, K. R., Pavel, M. D., Lee, S., Pak, S., Park, C., Sok Oh, J., Jaffe, D. T., 2017. Excitation of Molecular Hydrogen in the Orion Bar Photodissociation Region from a Deep Near-infrared IGRINS Spectrum. *apj* 838, 152.

Karlicky, F., Lepetit, B., Lemoine, D., 2014. Quantum modeling of hydrogen chemisorption on graphene and graphite. *J. chem. Phys.* 140, 124702.

Katz, N., Furman, I., Biham, O., Pirronello, V., Vidali, G., Sep. 1999. Molecular Hydrogen Formation on Astrophysically Relevant Surfaces. *Astrophys. J.* 522, 305–312.

Kaufman, M. J., Wolfire, M. G., Hollenbach, D. J., jun 2006. [Si II], [Fe II], [C II], and H₂ Emission from Massive Star-forming Regions. *Astrophys. J.* 644, 283–299.

Kaufman, M. J., Wolfire, M. G., Hollenbach, D. J., Luhman, M. L., dec 1999. Far-Infrared and Submillimeter Emission from Galactic and Extragalactic Photodissociation Regions. *Astrophys. J.* 527, 795–813.

Kerwin, J., Jackson, B., Feb. 2008. The sticking of H and D atoms on a graphite (0001) surface: The effects of coverage and energy dissipation. *J. Chem. Phys.* 128 (8), 084702–084702.

Kerwin, J., Sha, X., Jackson, B., 2006. Classical Studies of H Atom Trapping on a Graphite Surface. *The Journal of Physical Chemistry B* 110 (38), 18811–18817.

Kimmel, G. A., Orlando, T. M., nov 1996. Observation of Negative Ion Resonances in Amorphous Ice via Low-Energy (5–40 eV) Electron-Stimulated Production of Molecular Hydrogen. *Physical Review Letters* 77, 3983–3986.

Kimmel, G. A., Orlando, T. M., Vézina, C., Sanche, L., aug 1994. Low-energy electron-stimulated production of molecular hydrogen from amorphous water ice. *J. Chem. Phys.* 101, 3282–3286.

Köhler, M., Guillet, V., Jones, A., Apr. 2011. Aggregate dust connections and emissivity enhancements. *A&A* 528, A96.

Köhler, M., Habart, E., Arab, H., Bernard-Salas, J., Ayasso, H., Abergel, A., Zavagno, A., Polehampton, E., van der Wiel, M. H. D., Naylor, D. A., Makiwa, G., Dassas, K., Joblin, C., Pilleri, P., Berné, O., Fuente, A., Gerin, M., Goicoechea, J. R., Teyssier, D., Sep. 2014a. Physical structure of the photodissociation regions in NGC 7023. Observations of gas and dust emission with Herschel. *A&A* 569, A109.

Köhler, M., Jones, A., Ysard, N., May 2014b. A hidden reservoir of Fe/FeS in interstellar silicates? *A&A* 565, L9.

Kolasinski, K. W., 2008. Surface science : foundations of catalysis and nanoscience. Wiley: Hoboken, N.J.

Kouchi, A., Kuroda, T., 1991. Ultraviolet-Induced Amorphization of Cubic Ice and its Implication for the Evolution of Ice Grains. In: Levasseur-Regoud, A. C., Hasegawa, H. (Eds.), IAU Colloq. 126: Origin and Evolution of Interplanetary Dust. Vol. 173 of Astrophysics and Space Science Library. p. 87.

Koyama, H., Inutsuka, S.-i., jan 2002. An Origin of Supersonic Motions in Interstellar Clouds. *ApJL* 564, L97–L100.

Krügel, E., 2007. An Introduction to the Physics of Interstellar Dust. Series in astronomy and astrophysics. Taylor & Francis: Oxford and New York.

Krumholz, M. R., McKee, C. F., Tumlinson, J., jul 2009. The Star Formation Law in Atomic and Molecular Gas. *Astrophys. J.* 699, 850–856.

Kuhlen, M., Krumholz, M. R., Madau, P., Smith, B. D., Wise, J., apr 2012. Dwarf Galaxy Formation with H₂-regulated Star Formation. *Astrophys. J.* 749, 36.

Kuwahata, K., Hama, T., Kouchi, A., Watanabe, N., sep 2015. Signatures of Quantum-Tunneling Diffusion of Hydrogen Atoms on Water Ice at 10 K. *Physical Review Letters* 115 (13), 133201.

Lacour, S., Ziskin, V., Hébrard, G., Oliveira, C., André, M. K., Ferlet, R., Vidal-Madjar, A., jul 2005. Velocity Dispersion of the High Rotational Levels of H₂. *Astrophys. J.* 627, 251–262.

Langer, W. D., Velusamy, T., Pineda, J. L., Willacy, K., Goldsmith, P. F., jan 2014. A Herschel [C ii] Galactic plane survey. II. CO-dark H₂ in clouds. *A&A* 561, A122.

Latimer, E. R., Islam, F., Price, S. D., apr 2008. Studies of HD formed in excited vibrational states from atomic recombination on cold graphite surfaces. *Chemical Physics Letters* 455, 174–177.

Launhardt, R., Stutz, A. M., Schmiedecke, A., Henning, T., Krause, O., Balog, Z., Beuther, H., Birkmann, S., Hennemann, M., Kainulainen, J., Khanzadyan, T., Linz, H., Lippok, N., Nielbock, M., Pitann, J., Ragan, S., Risacher, C., Schmalzl, M., Shirley, Y. L., Stecklum, B., Steinacker, J., Tackenberg, J., mar 2013. The Earliest Phases of Star Formation (EPoS): a Herschel key project. The thermal structure of low-mass molecular cloud cores. *A&A* 551, A98.

Le, H. A. N., Pak, S., Kaplan, K., Mace, G., Lee, S., Pavel, M., Jeong, U., Oh, H., Lee, H. I., Chun, M. Y., Yuk, I. S., Pyo, T. S., Hwang, N., Kim, K. M., Park, C., Sok Oh, J., Yu, Y. S., Park, B. G., Minh, Y. C., Jaffe, D. T., 2017. Fluorescent h2 emission lines from the reflection nebula ngc 7023 observed with igrins. *Astrophys. J.* 841, 13.

Le Bourlot, J., Aug. 2000. Ortho to para conversion of H₂ on interstellar grains. *A&A* 360, 656–662.

Le Bourlot, J., Le Petit, F., Pinto, C., Roueff, E., Roy, F., May 2012. Surface chemistry in the interstellar medium. I. H₂ formation by Langmuir-Hinshelwood and Eley-Rideal mechanisms. *A&A* 541, A76.

Le Bourlot, J., Pineau des Forêts, G., Flower, D. R., May 1999. The cooling of astrophysical media by H₂. *Mon. Not. R. Astron. Soc.* 305, 802–810.

Le Bourlot, J., Pineau des Forêts, G., Flower, D. R., Cabrit, S., Jun. 2002. New determinations of the critical velocities of C-type shock waves in dense molecular clouds: application to the outflow source in Orion. *Mon. Not. R. Astron. Soc.* 332, 985–993.

Le Bourlot, J., Pineau des Forêts, G., Roueff, E., Dalgarno, A., Gredel, R., 1995. Infrared Diagnostics of the Formation of H₂ on Interstellar Dust. *apj* 449, 178L.

Le Page, V., Snow, T. P., Bierbaum, V. M., Feb. 2001. Hydrogenation and Charge States of PAHS in Diffuse Clouds. I. Development of a Model. *ApJ Supplement* 132, 233–251.

Le Page, V., Snow, T. P., Bierbaum, V. M., oct 2009. Molecular Hydrogen Formation Catalyzed by Polycyclic Aromatic Hydrocarbons in the Interstellar Medium. *Astrophys. J.* 704, 274–280.

Le Petit, F., 2002. Etude des propriétés de hd dans le milieu interstellaire. observations fuse et modélisation. Phd thesis, Université Paris 7.

Le Petit, F., Barzel, B., Biham, O., Roueff, E., Le Bourlot, J., oct 2009. Incorporation of stochastic chemistry on dust grains in the meudon pdr code using moment equations. i. application to the formation of h{2} and hd. *Astron. Astrophys.* 505, 1153.

Le Petit, F., Nehmé, C., Le Bourlot, J., Roueff, E., jun 2006. A Model for Atomic and Molecular Interstellar Gas: The Meudon PDR Code. *ApJ Supp*

- plement 164, 506–529.
- Lefloch, B., Cernicharo, J., Cabrit, S., Noriega-Crespo, A., Moro-Martin, A., Cesarsky, D., 2003. Warm Molecular Hydrogen and Ionized Neon in the HH 2 Outflow. *apj* 590, L41.
- Lehnert, M. D., Nesvadba, N. P. H., Tiran, L. L., Matteo, P. D., van Driel, W., Douglas, L. S., Chemin, L., Bournaud, F., 2009. Physical Conditions in the Interstellar Medium of Intensely Star-Forming Galaxies at Redshift 2. *A&A* 699, 1660–1678.
URL <http://arxiv.org/abs/0902.2784>
- Lehtinen, P. O., Foster, A. S., Ma, Y., Krasheninnikov, A. V., Nieminen, R. M., Oct 2004. Irradiation-induced magnetism in graphite: A density functional study. *Phys. Rev. Lett.* 93, 187202.
URL <https://link.aps.org/doi/10.1103/PhysRevLett.93.187202>
- Lemaire, J. L., Field, D., Maillard, J. P., Des Forêts, G. P., Falgarone, E., Pijpers, F. P., Gerin, M., Rostas, F., 1999. High resolution Fourier transform spectroscopy of H₂ IR emission in NGC 7023. *A&A* 349, 253.
- Lemaire, J. L., Vidali, G., Baouche, S., Chehrouri, M., Chaabouni, H., Mokrane, H., Dec. 2010. Competing Mechanisms of Molecular Hydrogen Formation in Conditions Relevant to the Interstellar Medium. *ApJL* 725, L156–L160.
- Lepetit, B., Jackson, B., Nov 2011b. Sticking of hydrogen on supported and suspended graphene at low temperature. *Phys. Rev. Lett.* 107, 236102.
URL <https://link.aps.org/doi/10.1103/PhysRevLett.107.236102>
- Lepetit, B., Lemoine, D., Medina, Z., Jackson, B., Mar. 2011a. Sticking and desorption of hydrogen on graphite: A comparative study of different models. *J. Chem. Phys.* 134 (11), 114705–114705.
- Lesaffre, P., Pineau des Forêts, G., Godard, B., Guillard, P., Boulanger, F., Falgarone, E., Feb. 2013. Low-velocity shocks: signatures of turbulent dissipation in diffuse irradiated gas. *A&A* 550, A106.
- Leung, C. M., Herbst, E., Huebner, W. F., oct 1984. Synthesis of complex molecules in dense interstellar clouds via gas-phase chemistry - A pseudo time-dependent calculation. *ApJ Supplement* 56, 231–256.
- Li, D., Goldsmith, P. F., Mar. 2003. H I Narrow Self-Absorption in Dark Clouds. *Astrophys. J.* 585, 823–839.
- Lim, A. J., Rawling, J. M. C., Williams, D. A., sep 2001. Numerical hydrodynamics with a parallel integrated chemistry. II. The interaction of a stellar jet with a molecular cloud. *A&A* 376, 336–347.
- Lim, A. J., Rawlings, J. M. C., Williams, D. A., oct 1999. Numerical hydrodynamics with a parallel integrated chemistry - I. A shear boundary layer. *Mon. Not. R. Astron. Soc.* 308, 1126–1132.
- Lipshat, A., Biham, O., Mar. 2003. Moment equations for chemical reactions on interstellar dust grains. *A&A* 400, 585–593.
- Lipshat, A., Biham, O., Sep. 2005. The effect of grain size distribution on H₂ formation rate in the interstellar medium. *Mon. Not. R. Astron. Soc.* 362, 666–670.
- Lohmar, I., Krug, J., 2006. The sweeping rate in diffusion-mediated reactions on dust grain surfaces. *Mon. Not. R. Astron. Soc.* 370, 1025.
- Lohmar, I., Krug, J., Biham, O., 2009. Accurate rate coefficients for models of interstellar gas-grain chemistry. *Astron. Astrophys.* 504 (3), L5.
- Luhman, M. L., Luhman, K. L., Benedict, T., Jaffe, D. T., Fischer, J., 1997. Near-Infrared Spectra of IC 59/63 and NGC 1535: Comparing Infrared and Ultraviolet Observations of H₂. *apj* 480, L133.
- Lutz, D., Sturm, E., Genzel, R., Spoon, H. W. W., Moorwood, A. F. M., Netzer, H., Sternberg, A., Oct. 2003. ISO spectroscopy of star formation and active nuclei in the luminous infrared galaxy μ ASTROBJ₆/NGC 6240/ μ ASTROBJ₆. *A&A* 409, 867–878.
- Mac Low, M.-M., Glover, S. C. O., feb 2012. The Abundance of Molecular Hydrogen and Its Correlation with Midplane Pressure in Galaxies: Non-equilibrium, Turbulent, Chemical Models. *Astrophys. J.* 746, 135.
- Majumdar, L., Gratier, P., Ruaud, M., Wakelam, V., Vastel, C., Sipilä, O., Hersant, F., Dutrey, A., Guilloteau, S., Apr. 2017. Chemistry of TMC-1 with multiply deuterated species and spin chemistry of H₂, H₂⁺, H₃⁺ and their isotopologues. *Mon. Not. R. Astron. Soc.* 466, 4470–4479.
- Maloney, P. R., Hollenbach, D. J., Tielens, A. G. G. M., Jul. 1996. X-Ray-irradiated Molecular Gas. I. Physical Processes and General Results. *Astrophys. J.* 466, 561.
- Manicò, G., Ragunì, G., Pirronello, V., Roser, J. E., Vidali, G., feb 2001. Laboratory Measurements of Molecular Hydrogen Formation on Amorphous Water Ice. *ApJL* 548, L253–L256.
- Maret, S., Bergin, E. A., Neufeld, D. A., Green, J. D., Watson, D. M., Harwit, M. O., Kristensen, L. E., Melnick, G. J., Sonnentrucker, P., Tolls, V., Werner, M. W., Willacy, K., Yuan, Y., Jun. 2009. Spitzer Mapping of Molecular Hydrogen Pure Rotational Lines in NGC 1333: A Detailed Study of Feedback in Star Formation. *Astrophys. J.* 698, 1244–1260.
- Martin-Zaidi, C., van Dishoeck, E. F., Augereau, J. C., Lagage, P. O., Pantin, E., 2008. Searching for molecular hydrogen mid-infrared emission in the circumstellar environments of herbig be stars. *A&A* 489, 601.
- Martinazzo, R., Tantardini, G. F., 2006a. Quantum study of eley-rideal reaction and collision induced desorption of hydrogen atoms on a graphite surface. i. h-chemisorbed case. *J. Chem. Phys.* 124 (12), 124702.
- Martinazzo, R., Tantardini, G. F., 2006b. Quantum study of eley-rideal reaction and collision induced desorption of hydrogen atoms on a graphite surface. ii. h-physisorbed case. *J. Chem. Phys.* 124 (12), 124703.
- Masuda, K., Takahashi, J., May 1997. The sticking probability of a hydrogen atom on icy mantle. *Advances in Space Research* 19, 1019–1022.
- Masuda, K., Takahashi, J., Mukai, T., feb 1998. Sticking probability and mobility of a hydrogen atom on icy mantle of dust grains. *A&A* 330, 773–781.
- Mata, H., Ramos-Larios, G., Guerrero, M. A., Nigoche-Netro, A., Toalá, J. A., Fang, X., Rubio, G., Kemp, S. N., Navarro, S. G., Corral, L. J., Jun. 2016. Spitzer mid-infrared spectroscopic observations of planetary nebulae. *Mon. Not. R. Astron. Soc.* 459, 841–853.
- Matar, E., Bergeron, H., Dulieu, F., Chaabouni, H., Accolla, M., Lemaire, J. L., Sep. 2010. Gas temperature dependent sticking of hydrogen on cold amorphous water ice surfaces of interstellar interest. *J. Chem. Phys.* 133 (10), 104507–104507.
- Matar, E., Congiu, E., Dulieu, F., Momeni, A., Lemaire, J. L., dec 2008. Mobility of D atoms on porous amorphous water ice surfaces under interstellar conditions. *A&A* 492, L17–L20.
- Mathis, J. S., Mezger, P. G., Panagia, N., nov 1983. Interstellar radiation field and dust temperatures in the diffuse interstellar matter and in giant molecular clouds. *A&A* 128, 212–229.
- McKee, C. F., Hollenbach, D. J., 1980. Interstellar shock waves. *ARA&A* 18, 219–262.
- Medina, Z., Jackson, B., mar 2008. Quantum studies of light particle trapping, sticking, and desorption on metal and graphite surfaces. *J. Chem. Phys.* 128 (11), 114704–114704.
- Meijer, A., Farebrother, A., Clary, D., Fisher, A., 2001. Time-dependent quantum mechanical calculations on the formation of molecular hydrogen on a graphite surface via an eley? rideal mechanism. *J. Phys. Chem. A* 105 (11), 2173.
- Meijerink, R., Spaans, M., jun 2005. Diagnostics of irradiated gas in galaxy nuclei. I. A far-ultraviolet and X-ray dominated region code. *A&A* 436, 397–409.
- Meisner, J., Lamberts, T., Kästner, J., Aug. 2017. Atom Tunneling in the Water Formation Reaction H₂ + OH → H₂O + H on an Ice Surface. *ArXiv e-prints*.
- Mennella, V., Sep. 2008. HD Formation by Abstraction of H/D Chemisorbed in Carbon Grains with D/H Atoms under Simulated Interstellar Conditions. *apjl* 684, L25.
- Mennella, V., Baratta, G. A., Palumbo, M. E., Bergin, E. A., Jun. 2006. Synthesis of CO and CO₂ Molecules by UV Irradiation of Water Ice-covered Hydrogenated Carbon Grains. *Astrophys. J.* 643, 923–931.
- Mennella, V., Hornekaer, L., Throer, J., Accolla, M., jan 2012. The Catalytic Role of Coronene for Molecular Hydrogen Formation. *ApJL* 745, L2.
- Meyer, D. M., Lauroesch, J. T., Sofia, U. J., Draine, B. T., Bertoldi, F., May 2001. The Rich Ultraviolet Spectrum of Vibrationally Excited Interstellar H₂ toward HD 37903. *ApJL* 553, L59–L62.
- Micic, M., Glover, S. C. O., Banerjee, R., Klessen, R. S., jun 2013. Cloud formation in colliding flows: influence of the choice of cooling function. *Mon. Not. R. Astron. Soc.* 432, 626–636.
- Micic, M., Glover, S. C. O., Federrath, C., Klessen, R. S., apr 2012. Modelling H₂ formation in the turbulent interstellar medium: solenoidal versus compressive turbulent forcing. *Mon. Not. R. Astron. Soc.* 421, 2531–2542.
- Minissale, M., Dulieu, F., Cazaux, S., Hocuk, S., 2016. Dust as interstellar catalyst: I. Quantifying the chemical desorption process. *A&A* 585.
- Miret-Artés, S., Pollak, E., Dec. 2005. The dynamics of activated surface diffusion. *Journal of Physics Condensed Matter* 17, S4133–S4150.
- Morisset, S., Aguilon, F., Sizun, M., jan 2003. The dynamics of H₂ formation on a graphite surface at low temperature. *Physical Chemistry Chemical Physics (Incorporating Faraday Transactions)* 5, 506–513.

- Morisset, S., Aguillon, F., Sizun, M., Sidis, V., Oct. 2004. Role of Surface Relaxation in the Eley-Rideal Formation of H₂ on a Graphite Surface. *Journal of Physical Chemistry A* 108, 8571–8579.
- Morisset, S., Aguillon, F., Sizun, M., Sidis, V., 2005. Wave-packet study of h[₂] formation on a graphite surface through the langmuir–hinshelwood mechanism. *J. Chem. Phys.* 122 (19), 194702.
- Morisset, S., Allouche, A., 2008. Quantum dynamic of sticking of a H atom on a graphite surface. *The Journal of Chemical Physics* 129 (2).
- Morisset, S., Ferro, Y., Allouche, A., 2010. Study of the sticking of a hydrogen atom on a graphite surface using a mixed classical-quantum dynamics method. *The Journal of Chemical Physics* 133 (4).
- Motoyama, K., Morata, O., Shang, H., Krasnopolsky, R., Hasegawa, T., jul 2015. A Hydrochemical Hybrid Code for Astrophysical Problems. I. Code Verification and Benchmarks for a Photon-dominated Region (PDR). *Astrophys. J.* 808, 46.
- Mouri, H., Jun. 1994. Molecular hydrogen emission in galaxies: Determination of excitation mechanism. *Astrophys. J.* 427, 777–783.
- Moutou, C., Verstraete, L., Sellgren, K., Leger, A., mar 1999. The rich spectroscopy of reflection nebulae. In: Cox, P., Kessler, M. (Eds.), *The Universe as Seen by ISO*. Vol. 427 of ESA Special Publication. p. 727.
- Navarro-Ruiz, J., Martínez-González, J. Á., Sodupe, M., Ugliengo, P., Rimola, A., oct 2015. Relevance of silicate surface morphology in interstellar H₂ formation. Insights from quantum chemical calculations. *Mon. Not. R. Astron. Soc.* 453, 914–924.
- Navarro-Ruiz, J., Sodupe, M., Ugliengo, P., Rimola, A., 2014. Interstellar H adsorption and H₂ formation on the crystalline (010) forsterite surface: a B3LYP-D2* periodic study. *Physical Chemistry Chemical Physics (Incorporating Faraday Transactions)* 16, 17447.
- Nehmé, C., Gry, C., Boulanger, F., Le Bourlot, J., Pineau Des Forêts, G., Falgarone, E., May 2008. Multi-wavelength observations of a nearby multiphase interstellar cloud. *A&A* 483, 471–484.
- Neufeld, D. A., Melnick, G. J., Harwit, M., Oct. 1998. Infrared Space Observatory Observations of Molecular Hydrogen in HH 54: Measurement of a Nonequilibrium Ratio of Ortho- to Para-H₂. *ApJL* 506, L75–L78.
- Neufeld, D. A., Nisini, B., Giannini, T., Melnick, G. J., Bergin, E. A., Yuan, Y., Maret, S., Tolls, V., Güsten, R., Kaufman, M. J., Nov. 2009. Spitzer Spectral Line Mapping of Protostellar Outflows. I. Basic Data and Outflow Energetics. *Astrophys. J.* 706, 170–183.
- Nielbock, M., Launhardt, R., Steinacker, J., Stutz, A. M., Balog, Z., Beuther, H., Bouwman, J., Henning, T., Hily-Blant, P., Kainulainen, J., Krause, O., Linz, H., Lippok, N., Ragan, S., Rissacher, C., Schmiedeke, A., nov 2012. The Earliest Phases of Star formation (EPoS) observed with Herschel: the dust temperature and density distributions of B68. *A&A* 547, A11.
- Nisini, B., Giannini, T., Neufeld, D. A., Yuan, Y., Antonucci, S., Bergin, E. A., Melnick, G. J., Nov. 2010. Spitzer Spectral Line Mapping of Protostellar Outflows. II. H₂ Emission in L1157. *Astrophys. J.* 724, 69–79.
- Oba, Y., Miyauchi, N., Hidaka, H., Chigai, T., Watanabe, N., Kouchi, A., Aug. 2009. Formation of Compact Amorphous H₂O Ice by Codeposition of Hydrogen Atoms with Oxygen Molecules on Grain Surfaces. *Astrophys. J.* 701, 464–470.
- Oba, Y., Watanabe, N., Hama, T., Kuwahata, K., Hidaka, H., Kouchi, A., 2012. Water formation through a quantum tunneling surface reaction, oh + h₂, at 10 k. *Astrophys. J.* 749 (1), 67.
- Ogle, P., Antonucci, R., Appleton, P. N., Whysong, D., Oct. 2007. Shocked Molecular Hydrogen in the 3C 326 Radio Galaxy System. *Astrophys. J.* 668, 699–707.
- Ogle, P., Boulanger, F., Guillard, P., Evans, D. A., Antonucci, R., Appleton, P. N., Nesvadba, N., Leipski, C., Dec. 2010. Jet-powered Molecular Hydrogen Emission from Radio Galaxies. *Astrophys. J.* 724, 1193–1217.
- Ogle, P., Davies, J. E., Appleton, P. N., Bertincoourt, B., Seymour, N., Helou, G., May 2012. Ultraluminous Star-forming Galaxies and Extremely Luminous Warm Molecular Hydrogen Emission at z = 2.16 in the PKS 1138-26 Radio Galaxy Protocluster. *Astrophys. J.* 751, 13.
- Pagani, L., Roueff, E., Lesaffre, P., oct 2011. Ortho-H₂ and the Age of Interstellar Dark Clouds. *ApJL* 739, L35.
- Pagani, L., Salez, M., Wannier, P. G., May 1992. The chemistry of H₂D(+) in cold clouds. *Astron. Astrophys.* 258, 479–488.
- Pagani, L., Steinacker, J., Bacmann, A., Stutz, A., Henning, T., sep 2010. The Ubiquity of Micrometer-Sized Dust Grains in the Dense Interstellar Medium. *Science* 329, 1622.
- Pagani, L., Vastel, C., Hugo, E., Kokoouline, V., Greene, C. H., Bacmann, A., Bayet, E., Ceccarelli, C., Peng, R., Schlemmer, S., feb 2009. Chemical modeling of L183 (L134N): an estimate of the ortho/para H₂ ratio. *A&A* 494, 623–636.
- Pak, S., Jaffe, D. T., Keller, L. D., Jan. 1996. H 2 Emission from the Inner 400 Parsecs of the Galaxy. *ApJL* 457, L43.
- Palmer, R., Willis, R., jan 1987. Rotational states of physisorbed hydrogen on graphite. *Surface Science* 179 (1), L1–L5.
URL <http://linkinghub.elsevier.com/retrieve/pii/0039602887901051>
- Paradis, D., Dobashi, K., Shimoikura, T., Kawamura, A., Onishi, T., Fukui, Y., Bernard, J.-P., jul 2012. Dark gas in the solar neighborhood from extinction data. *A&A* 543, A103.
- Parmar, P. S., Lacy, J. H., Achtermann, J. M., may 1991. Detection of low-J pure-rotational emission from H₂ in the Orion Bar region - Evidence for small-scale clumpiness. *ApJL* 372, L25–L28.
- Pelupessy, F. I., Papadopoulos, P. P., van der Werf, P., jul 2006. Incorporating the Molecular Gas Phase in Galaxy-sized Numerical Simulations: First Applications in Dwarf Galaxies. *Astrophys. J.* 645, 1024–1042.
- Perets, H., Lederhendler, A., Biham, O., Vidali, G., Li, L., Swords, S., Congiu, E., Roser, J., Manico, G., Brucato, J. R., Pirronello, V., jun 2007. Molecular Hydrogen Formation on Amorphous Silicates under Interstellar Conditions. *Astrophys. J.* 661, L163.
- Perets, H. B., Biham, O., Jan. 2006. Molecular hydrogen formation on porous dust grains. *Mon. Not. R. Astron. Soc.* 365, 801–806.
- Perets, H. B., Biham, O., Manicó, G., Pirronello, V., Roser, J., Swords, S., Vidali, G., jul 2005. Molecular Hydrogen Formation on Ice Under Interstellar Conditions. *Astrophys. J.* 627, 850–860.
- Perry, J. S. A., Gingell, J. M., Newson, K. A., To, J., Watanabe, N., Price, S. D., sep 2002. An apparatus to determine the rovibrational distribution of molecular hydrogen formed by the heterogeneous recombination of H atoms on cosmic dust analogues. *Measurement Science and Technology* 13, 1414.
- Peterson, B. W., Appleton, P. N., Helou, G., Guillard, P., Jarrett, T. H., Cluver, M. E., Ogle, P., Struck, C., Boulanger, F., May 2012. Detection of Powerful Mid-IR H₂ Emission in the Bridge between the Taffy Galaxies. *Astrophys. J.* 751, 11.
- Petucci, J., LeBlond, C., Karimi, M., Vidali, G., Jul. 2013. Diffusion, adsorption, and desorption of molecular hydrogen on graphene and in graphite. *J. Chem. Phys.* 139 (4), 044706–044706.
- Pety, J., Gratier, P., Guzmán, V., Roueff, E., Gerin, M., Goicoechea, J. R., Bardeau, S., Sievers, A., Le Petit, F., Le Bourlot, J., Belloche, A., Talbi, D., dec 2012. The IRAM-30 m line survey of the Horsehead PDR. II. First detection of the I-C₃H⁺ hydrocarbon cation. *A&A* 548, A68.
- Pety, J., Teyssier, D., Fossé, D., Gerin, M., Roueff, E., Abergel, A., Habart, E., Cernicharo, J., jun 2005. Are PAHs precursors of small hydrocarbons in photo-dissociation regions? The Horsehead case. *A&A* 435, 885–899.
- Pilleri, P., Joblin, C., Boulanger, F., Onaka, T., 2015. Mixed aliphatic and aromatic composition of evaporating very small grains in ngc 7023 revealed by the 3.4/3.3 μm ratio. *A&A* 577, 16.
- Pilleri, P., Joblin, C., Fuente, A., Bron, E., Gerin, M., Cernicharo, J., Pety, J., Goicoechea, J. R., Le Petit, F., Treviño-Morales, S. P., González-García, M., Cuadrado, S., Valdivia, V., in prep. Evaporation of very small grains and gas-phase hydrocarbon production in the NGC 7023 NW photon-dominated region. To be submitted to *A&A*.
- Pilleri, P., Montillaud, J., Berné, O., Joblin, C., Jun. 2012. Evaporating very small grains as tracers of the UV radiation field in photo-dissociation regions. *A&A* 542, A69.
- Pineau Des Forêts, G., Flower, D., 1999. H₂ emission from shocks in molecular outflows: the significance of departures from a stationary state.
- Pineau des Forets, G., Flower, D. R., Chieze, J.-P., 1997. The physical and chemical effects of c-shocks in molecular outflows. In: Reipurth, B., Bertout, C. (Eds.), *Herbig-Haro Flows and the Birth of Stars*. Vol. 182 of IAU Symposium. pp. 199–212.
- Pirronello, V., Averna, D., May 1988. Production of molecular hydrogen by cosmic rays in interstellar clouds - A relevant process? *A&A* 196, 201–206.
- Pirronello, V., Biham, O., Liu, C., Shen, L., Vidali, G., Jul. 1997a. Efficiency of Molecular Hydrogen Formation on Silicates. *ApJL* 483, L131–L134.
- Pirronello, V., Biham, O., Manicó, G., Roser, J. E., Vidali, G., 2000. Laboratory Studies of Molecular Hydrogen Formation on Surfaces of Astrophysical Interest. In: Combes, F., Pineau des Forêts, G. (Eds.), *Molecular Hydrogen in Space*. p. 71.
- Pirronello, V., Liu, C., Roser, J. E., Vidali, G., Apr. 1999. Measurements of

molecular hydrogen formation on carbonaceous grains. *A&A* 344, 681–686.

Pirronello, V., Liu, C., Shen, L., Vidali, G., Jan. 1997b. Laboratory Synthesis of Molecular Hydrogen on Surfaces of Astrophysical Interest. *ApJL* 475, L69–L72.

Planck Collaboration, Abergel, A., Ade, P. A. R., Aghanim, N., Alves, M. I. R., Aniano, G., Armitage-Caplan, C., Arnaud, M., Ashdown, M., Atrio-Barandela, F., et al., nov 2014. Planck 2013 results. XI. All-sky model of thermal dust emission. *A&A* 571, A11.

Podio, L., Codella, C., Gueth, F., Cabrit, S., Bachiller, R., Gusdorf, A., Lee, C., Lefloch, B., Leurini, S., Nisini, B., Tafalla, M., Dec. 2015. The Jet and the Disk of the HH 212 Protostar Imaged by ALMA. In: Iono, D., Tatematsu, K., Wootten, A., Testi, L. (Eds.), *Revolution in Astronomy with ALMA: The Third Year*. Vol. 499 of *Astronomical Society of the Pacific Conference Series*. p. 209.

Prasad, S. S., Huntress, Jr., W. T., may 1980. A model for gas phase chemistry in interstellar clouds. I - The basic model, library of chemical reactions, and chemistry among C, N, and O compounds. *ApJ Supplement* 43, 1–35.

Rachford, B. L., Snow, T. P., Destree, J. D., Ross, T. L., Ferlet, R., Friedman, S. D., Gry, C., Jenkins, E. B., Morton, D. C., Savage, B. D., Shull, J. M., Sonnentrucker, P., Tumlinson, J., Vidal-Madjar, A., Welty, D. E., York, D. G., Jan. 2009. Molecular Hydrogen in the Far Ultraviolet Spectroscopic Explorer Translucent Lines of Sight: The Full Sample. *ApJ Supplement* 180, 125–137.

Rachford, B. L., Snow, T. P., Tumlinson, J., Shull, J. M., Blair, W. P., Ferlet, R., Friedman, S. D., Gry, C., Jenkins, E. B., Morton, D. C., Savage, B. D., Sonnentrucker, P., Vidal-Madjar, A., Welty, D. E., York, D. G., Sep. 2002. A Far Ultraviolet Spectroscopic Explorer Survey of Interstellar Molecular Hydrogen in Translucent Clouds. *Astrophys. J.* 577, 221–244.

Rachford, B. L., Snow, T. P., Tumlinson, J., Shull, J. M., Roueff, E., Andre, M., Desert, J. M., Ferlet, R., Vidal-Madjar, A., York, D. G., 2001. Far Ultraviolet Spectroscopic Explorer Observations of Molecular Hydrogen in Translucent Interstellar Clouds. II. The Line of Sight toward HD 110432. *Astrophys. J.* 555, 839.

Rae, J. G. L., Green, N. J. B., Hartquist, T. W., Pilling, M. J., Toniazzo, T., Jul. 2003. Diffusive grain-surface chemistry involving the atoms and diatomic molecules of two elements. *A&A* 405, 387–396.

Rapacioli, M., Calvo, F., Joblin, C., Parneix, P., Toublanc, D., Spiegelman, F., Dec. 2006. Formation and destruction of polycyclic aromatic hydrocarbon clusters in the interstellar medium. *A&A* 460, 519–531.

Rapacioli, M., Joblin, C., Boissel, P., jan 2005. Spectroscopy of polycyclic aromatic hydrocarbons and very small grains in photodissociation regions. *A&A* 429, 193–204.

Rauls, E., Hornekar, L., may 2008. Catalyzed Routes to Molecular Hydrogen Formation and Hydrogen Addition Reactions on Neutral Polycyclic Aromatic Hydrocarbons under Interstellar Conditions. *Astrophys. J.* 679, 531–536.

Rho, J., Hewitt, J. W., Biegging, J., Reach, W. T., Andersen, M., Güsten, R., Jan. 2017. Discovery of Broad Molecular Lines and of Shocked Molecular Hydrogen from the Supernova Remnant G357.7+0.3: HHSMT, APEX, Spitzer, and SOFIA Observations. *Astrophys. J.* 834, 12.

Richings, A. J., Schaye, J., may 2016. The effects of metallicity, UV radiation and non-equilibrium chemistry in high-resolution simulations of galaxies. *Mon. Not. R. Astron. Soc.* 458, 270–292.

Richings, A. J., Schaye, J., Oppenheimer, B. D., Aug. 2014. Non-equilibrium chemistry and cooling in the diffuse interstellar medium - II. Shielded gas. *Mon. Not. R. Astron. Soc.* 442, 2780–2796.

Rigopoulou, D., Kunze, D., Lutz, D., Genzel, R., Moorwood, A. F. M., Jul. 2002. An iso-sws survey of molecular hydrogen in starburst and seyfert galaxies. *A&A* 389, 374–386.

Roberts, J. F., Rawlings, J. M. C., Viti, S., Williams, D. A., dec 2007. Desorption from interstellar ices. *Mon. Not. R. Astron. Soc.* 382, 733–742.

Robertson, B. E., Kravtsov, A. V., jun 2008. Molecular Hydrogen and Global Star Formation Relations in Galaxies. *Astrophys. J.* 680, 1083–1111.

Röllig, M., Szczerba, R., Ossenkopf, V., Glück, C., jan 2013. Full SED fitting with the KOSMA- τ PDR code. I. Dust modelling. *A&A* 549, A85.

Rosenberg, M. J. F., van der Werf, P. P., Aalto, S., Armus, L., Charmandaris, V., Díaz-Santos, T., Evans, A. S., Fischer, J., Gao, Y., González-Alfonso, E., Greve, T. R., Harris, A. I., Henkel, C., Israel, F. P., Isaak, K. G., Kramer, C., Meijerink, R., Naylor, D. A., Sanders, D. B., Smith, H. A., Spaans, M., Spinoglio, L., Stacey, G. J., Veenendaal, I., Villeux, S., Walter, F., Weiß, A., Wiedner, M. C., van der Wiel, M. H. D., Xilouris, E. M., mar 2015. The Herschel Comprehensive (U)LIRG Emission Survey (HERCULES): CO Ladders, Fine Structure Lines, and Neutral Gas Cooling. *Astrophys. J.* 801, 72.

Rosenthal, D., Bertoldi, F., Drapatz, S., 2000. ISO-SWS observations of OMC-1: H₂ and fine structure lines. *A&A* 356, 705.

Roser, J. E., Manicò, G., Pirronello, V., Vidali, G., dec 2002. Formation of Molecular Hydrogen on Amorphous Water Ice: Influence of Morphology and Ultraviolet Exposure. *Astrophys. J.* 581, 276–284.

Roser, J. E., Swords, S., Vidali, G., Manicò, G., Pirronello, V., oct 2003. Measurement of the Kinetic Energy of Hydrogen Molecules Desorbing from Amorphous Water Ice. *ApJL* 596, L55–L58.

Rougeau, N., Teillet-Billy, D., Sidis, V., nov 2006. Double H atom adsorption on a cluster model of a graphite surface. *Chemical Physics Letters* 431, 135–138.

Roussel, H., Helou, G., Hollenbach, D. J., Draine, B. T., Smith, J. D., Armus, L., Schinnerer, E., Walter, F., Engelbracht, C. W., Thornley, M. D., Kenicutt, R. C., Calzetti, D., Dale, D. A., Murphy, E. J., Bot, C., Nov. 2007. Warm Molecular Hydrogen in the Spitzer SINGS Galaxy Sample. *Astrophys. J.* 669, 959–981.

Roy, A., André, P., Palmeirim, P., Attard, M., Könyves, V., Schneider, N., Peretto, N., Men'shchikov, A., Ward-Thompson, D., Kirk, J., Griffin, M., Marsh, K., Abergel, A., Arzoumanian, D., Benedetti, M., Hill, T., Motte, F., Nguyen Luong, Q., Pezzuto, S., Rivera-Ingraham, A., Roussel, H., Rygl, K. L. J., Spinoglio, L., Stamatellos, D., White, G., Feb. 2014. Reconstructing the density and temperature structure of prestellar cores from Herschel data: A case study for B68 and L1689B. *A&A* 562, A138.

Ruau, M., Wakelam, V., Hersant, F., jul 2016. Gas and grain chemical composition in cold cores as predicted by the Nautilus three-phase model. *Mon. Not. R. Astron. Soc.* 459, 3756–3767.

Savage, B. D., Bohlin, R. C., Drake, J. F., Budich, W., Aug. 1977. A survey of interstellar molecular hydrogen. I. *Astrophys. J.* 216, 291–307.

Senevirathne, B., Andersson, S., Dulieu, F., Nyman, G., 2017. Hydrogen atom mobility, kinetic isotope effects and tunneling on interstellar ices (I₂ and ASW). *Molecular Astrophysics* 6, 59–69.

Sha, X., Jackson, B., Lemoine, D., Apr. 2002. Quantum studies of Eley-Rideal reactions between H atoms on a graphite surface. *J. Chem. Phys.* 116, 7158–7169.

Sha, X., Jackson, B., Lemoine, D., Lepetit, B., jan 2005. Quantum studies of H atom trapping on a graphite surface. *J. Chem. Phys.* 122 (1), 014709–014709.

Sheffer, Y., Wolfire, M. G., Hollenbach, D. J., Kaufman, M. J., Cordier, M., Nov. 2011. PDR Model Mapping of Physical Conditions via Spitzer/IRS Spectroscopy of H₂: Theoretical Success toward NGC 2023-South. *Astrophys. J.* 741, 45.

Shull, J. M., Beckwith, S., 1982. Interstellar molecular hydrogen. *ARA&A* 20, 163–190.

Shull, J. M., Tumlinson, J., Jenkins, E. B., Moos, H. W., Rachford, B. L., Savage, B. D., Sembach, K. R., Snow, T. P., Sonneborn, G., York, D. G., Blair, W. P., Green, J. C., Friedman, S. D., Sahnou, D. J., Jul. 2000. Far Ultraviolet Spectroscopic Explorer Observations of Diffuse Interstellar Molecular Hydrogen. *ApJL* 538, L73–L76.

Sizun, M., Bachelier, D., Aguilon, F., Sidis, V., sep 2010. Investigation of ZPE and temperature effects on the Eley-Rideal recombination of hydrogen atoms on graphene using a multidimensional graphene-H-H potential. *Chemical Physics Letters* 498, 32–37.

Skov, A. L., Thrower, J. D., Hornekar, L., 2014. Polycyclic aromatic hydrocarbons - catalysts for molecular hydrogen formation. *Faraday Discussions* 168, 223.

Smith, R. G., Sellgren, K., Tokunaga, A. T., nov 1988. A study of H₂O ice in the 3 micron spectrum of OH 231.8+4.2 (OH 0739-14). *Astrophys. J.* 334, 209–219.

Smith, R. J., Glover, S. C. O., Clark, P. C., Klessen, R. S., Springel, V., jun 2014. CO-dark gas and molecular filaments in Milky Way-type galaxies. *Mon. Not. R. Astron. Soc.* 441, 1628–1645.

Smoluchowski, R., 1983. Adsorption and mobility on amorphous surfaces. Application to astrophysical problems. *J. Phys. Chem.* 87, 4229–4233.

Snow, T. P., Le Page, V., Keheyan, Y., Bierbaum, V. M., jan 1998. The interstellar chemistry of PAH cations. *Nature* 391, 259.

Snow, T. P., McCall, B. J., sep 2006. Diffuse Atomic and Molecular Clouds. *ARA&A* 44, 367–414.

Snow, T. P., Rachford, B. L., Tumlinson, J., Shull, J. M., Welty, D. E., Blair, W. P., Ferlet, R., Friedman, S. D., Gry, C., Jenkins, E. B., Lecavelier des

- Etangs, A., Lemoine, M., Morton, D. C., Savage, B. D., Sembach, K. R., Vidal-Madjar, A., York, D. G., Andersson, B.-G., Feldman, P. D., Moos, H. W., Jul. 2000. Far Ultraviolet Spectroscopic Explorer Observations of Molecular Hydrogen in Translucent Interstellar Clouds: The Line of Sight toward HD 73882. *ApJL* 538, L65–L68.
- Snow, T. P., Ross, T. L., Destree, J. D., Drosback, M. M., Jensen, A. G., Rachford, B. L., Sonnentrucker, P., Ferlet, R., dec 2008. A New FUSE Survey of Interstellar HD. *Astrophys. J.* 688, 1124–1136.
- Spitzer, Jr., L., Cochran, W. D., Nov. 1973. Rotational Excitation of Interstellar H₂. *Astrophys. J.* 186, L23.
- Spitzer, Jr., L., Cochran, W. D., Hirshfeld, A., oct 1974. Column densities of interstellar molecular hydrogen. *ApJ Supplement* 28, 373–389.
- Spitzer, Jr., L., Jenkins, E. B., 1975. Ultraviolet studies of the interstellar gas. *ARA&A* 13, 133–164.
- Steinacker, J., Andersen, M., Thi, W.-F., Paladini, R., Juvela, M., Bacmann, A., Pelkonen, V.-M., Pagani, L., Lefèvre, C., Henning, T., Noriega-Crespo, A., oct 2015. Grain size limits derived from 3.6 μm and 4.5 μm coreshine. *A&A* 582, A70.
- Sternberg, A., Dec. 1989. Ultraviolet fluorescent molecular hydrogen emission. *Astrophys. J.* 347, 863–874.
- Sternberg, A., Le Petit, F., Roueff, E., Le Bourlot, J., jul 2014. H I-to-H₂ Transitions and H I Column Densities in Galaxy Star-forming Regions. *Astrophys. J.* 790, 10.
- Sternberg, A., Neufeld, D. A., May 1999. The Ratio of Ortho- to Para-H₂ in Photodissociation Regions. *Astrophys. J.* 516, 371–380.
- Stevenson, K. P., Kimmel, G. A., Dohnalek, Z., Smith, R. S., Kay, B. D., mar 1999. Controlling the Morphology of Amorphous Solid Water. *Science* 283, 1505.
- Störzer, H., Stutzki, J., Sternberg, A., jun 1996. FUV irradiated molecular clumps: spherical geometry and density gradients. *A&A* 310, 592–602.
- Sugimoto, T., Fukutani, K., apr 2011. Electric-field-induced nuclear-spin flips mediated by enhanced spin-orbit coupling. *Nature Physics* 7, 307–310.
- Takahashi, J., Masuda, K., Nagaoka, M., aug 1999a. Product Energy Distribution of Molecular Hydrogen Formed on Icy Mantles of Interstellar Dust. *Astrophys. J.* 520, 724–731.
- Takahashi, J., Masuda, K., Nagaoka, M., jun 1999b. The formation mechanism of molecular hydrogen on icy mantles of interstellar dust. *Mon. Not. R. Astron. Soc.* 306, 22–30.
- Takahashi, J., Uehara, H., nov 2001. H₂ Emission Spectra with New Formation Pumping Models. *Astrophys. J.* 561, 843–857.
- Takahashi, J., Williams, D. A., may 2000. Chemically driven desorption of CO from icy grains in dark clouds. *Mon. Not. R. Astron. Soc.* 314 (2), 273–278.
- Thi, W.-F., van Dishoeck, E. F., Bell, T., Viti, S., Black, J., Dec. 2009. ISO observation of molecular hydrogen and fine-structure lines in the photodissociation region IC63. *Mon. Not. R. Astron. Soc.* 400, 622–628.
- Thrower, J. D., Jørgensen, B., Friis, E. E., Baouche, S., Mennella, V., Luntz, A. C., Andersen, M., Hammer, B., Hornekær, L., jun 2012. Experimental Evidence for the Formation of Highly Superhydrogenated Polycyclic Aromatic Hydrocarbons through H Atom Addition and Their Catalytic Role in H₂ Formation. *Astrophys. J.* 752, 3.
- Tibbs, C. T., Paladini, R., Cleary, K., Muchovej, S. J. C., Scaife, A. M. M., Stevenson, M. A., Laureijs, R. J., Ysard, N., Grainge, K. J. B., Perrott, Y. C., Rumsey, C., Villadsen, J., mar 2016. Using cm observations to constrain the abundance of very small dust grains in Galactic cold cores. *Mon. Not. R. Astron. Soc.* 456, 2290–2300.
- Tielens, A. G. G. M., McKee, C. F., Seab, C. G., Hollenbach, D. J., Aug. 1994. The physics of grain-grain collisions and gas-grain sputtering in interstellar shocks. *Astrophys. J.* 431, 321–340.
- Tiné, S., Lepp, S., Gredel, R., Dalgarno, A., May 1997. Infrared Response of H₂ to X-Rays in Dense Clouds. *Astrophys. J.* 481, 282–295.
- Tiné, S., Williams, D. A., Clary, D. C., Farebrother, A. J., Fisher, A. J., Meijer, A. J. H. M., Rawlings, J. M. C., Davis, C. J., Sep. 2003. Observational Indicators of Formation Excitation of H₂. *Ap&SS* 288, 377–389.
- Togi, A., Smith, J. D. T., Oct. 2016. Lighting the Dark Molecular Gas: H₂ as a Direct Tracer. *Astrophys. J.* 830, 18.
- Troscompt, N., Faure, A., Maret, S., Ceccarelli, C., Hily-Blant, P., Wiesenfeld, L., nov 2009. Constraining the ortho-to-para ratio of H₂ with anomalous H₂CO absorption. *A&A* 506, 1243–1247.
- Tsong, T. T., nov 2005. Mechanisms and energetic of atomic processes in surface diffusion. *Physica A Statistical Mechanics and its Applications* 357, 250–281.
- Tumlinson, J., Shull, J. M., Rachford, B. L., Browning, M. K., Snow, T. P., Fullerton, A. W., Jenkins, E. B., Savage, B. D., Crowther, P. A., Moos, H. W., Sembach, K. R., Sonneborn, G., York, D. G., Feb. 2002. A Far Ultraviolet Spectroscopic Explorer Survey of Interstellar Molecular Hydrogen in the Small and Large Magellanic Clouds. *Astrophys. J.* 566, 857–879.
- Ueta, H., Watanabe, N., Hama, T., Kouchi, A., jun 2016. Surface Temperature Dependence of Hydrogen Ortho-Para Conversion on Amorphous Solid Water. *Physical Review Letters* 116 (25), 253201.
- Uzgil, B. D., Bradford, C. M., Hailey-Dunsheath, S., Maloney, P. R., Aguirre, J. E., dec 2016. Constraining the ISM Properties of the Cloverleaf Quasar Host Galaxy with Herschel Spectroscopy. *Astrophys. J.* 832, 209.
- Valdivia, V., Godard, B., Hennebelle, P., Gerin, M., Lesaffre, P., Le Bourlot, J., apr 2017a. Origin of CH⁺ in diffuse molecular clouds. Warm H₂ and ion-neutral drift. *A&A* 600, A114.
- Valdivia, V., Hennebelle, P., nov 2014. A fast tree-based method for estimating column densities in adaptive mesh refinement codes. Influence of UV radiation field on the structure of molecular clouds. *A&A* 571, A46.
- Valdivia, V., Hennebelle, P., Gérin, M., Lesaffre, P., mar 2016. H₂ distribution during the formation of multiphase molecular clouds. *A&A* 587, A76.
- Valdivia, V., Hennebelle, P., Godard, B., Gerin, M., Lesaffre, P., Le Bourlot, J., Nov. 2017b. Chemical Evolution of Turbulent Multiphase Molecular Clouds.
- Valentijn, E. A., van der Werf, P. P., Sep. 1999. First Extragalactic Direct Detection of Large-Scale Molecular Hydrogen in the Disk of NGC 891. *ApJL* 522, L29–L33.
- van de Hulst, H. C., 1949. The solid particles in interstellar space. (*Recherches Astronomiques de l'Observatoire d'Utrecht* 11 No. 2).
- van den Ancker, M. E., Wesselius, P. R., Tielens, A. G. G. M., 2000. ISO spectroscopy of young intermediate-mass stars in the BD+40;SUP_ldeg;/SUP_l4124 group. *A&A* 355, 194.
- van Dishoeck, E. F., Black, J. H., may 1989. Interstellar C₂, CH, and CN in translucent molecular clouds. *Astrophys. J.* 340, 273–297.
- Vasyunin, A. I., Semenov, D. A., Wiebe, D. S., Henning, T., Feb. 2009. A Unified Monte Carlo Treatment of Gas-Grain Chemistry for Large Reaction Networks. I. Testing Validity of Rate Equations in Molecular Clouds. *Astrophys. J.* 691, 1459–1469.
- Veeraghattam, V. K., Manrodt, K., Lewis, S. P., Stancil, P. C., jul 2014. The Sticking of Atomic Hydrogen on Amorphous Water Ice. *Astrophys. J.* 790, 4.
- Verma, A., Charmandaris, V., Klaas, U., Lutz, D., Haas, M., Aug. 2005. Obscured Activity: AGN, Quasars, Starbursts and ULIGs Observed by the Infrared Space Observatory. *Space Sci. Rev.* 119, 355–407.
- Vidali, G., Dec. 2013. H₂ Formation on Interstellar Grains. *Chemical Reviews* 113, 8752–8782.
- Vidali, G., Ihm, G., Kim, H.-Y., Cole, M. W., 1991. Potentials of physical adsorption. *Surface Science Reports* 12, 135–181.
- Vidali, G., Li, L., Aug. 2010. Molecular hydrogen desorption from amorphous surfaces at low temperature. *Journal of Physics Condensed Matter* 22, 304012.
- Vidali, G., Roser, J., Manicó, G., Pirronello, V., Perets, H. B., Biham, O., Jan. 2005. Formation of molecular hydrogen on analogues of interstellar dust grains: experiments and modelling. In: Saija, R., Cecchi-Pestellini, C. (Eds.), *Journal of Physics Conference Series*. Vol. 6 of *Journal of Physics Conference Series*. pp. 36–58.
- Wakelam, V., Cuppen, H. M., Herbst, E., 2013. *Astrochemistry: Synthesis and Modelling*. Springer Berlin Heidelberg, Berlin, Heidelberg, pp. 115–143.
- Wakelam, V., Ruaud, M., Hersant, F., Dutrey, A., Semenov, D., Majumdar, L., Guilloteau, S., Oct. 2016. Importance of the H₂ abundance in protoplanetary disk ices for the molecular layer chemical composition. *A&A* 594, A35.
- Walch, S., Girichidis, P., Naab, T., Gatto, A., Glover, S. C. O., Wünsch, R., Klessen, R. S., Clark, P. C., Peters, T., Derigs, D., Baczynski, C., nov 2015. The SILCC (Simulating the LifeCycle of molecular Clouds) project - I. Chemical evolution of the supernova-driven ISM. *Mon. Not. R. Astron. Soc.* 454, 238–268.
- Walmsley, C. M., Natta, A., Oliva, E., Testi, L., 2000. The structure of the orion bar. *aa* 364, 301.
- Watanabe, N., Horii, T., Kouchi, A., oct 2000. Measurements of D₂ Yields from Amorphous D₂O Ice by Ultraviolet Irradiation at 12 K. *Astrophys. J.* 541, 772–778.
- Watanabe, N., Kimura, Y., Kouchi, A., Chigai, T., Hama, T., Pirronello, V., may 2010. Direct Measurements of Hydrogen Atom Diffusion and the Spin

- Temperature of Nascent H₂ Molecule on Amorphous Solid Water. *ApJL* 714, L233–L237.
- Watanabe, N., Kouchi, A., dec 2008. Ice surface reactions: A key to chemical evolution in space. *Progress In Surface Science* 83, 439–489.
- Weingartner, J. C., Draine, B. T., 2001. Dust grain-size distributions and extinction in the milky way, large magellanic cloud, and small magellanic cloud. *Astrophys. J.* 548, 296–309.
- Westley, M. S., Baragiola, R. A., Johnson, R. E., Baratta, G. A., feb 1995a. Photodesorption from low-temperature water ice in interstellar and circumsolar grains. *Nature* 373, 405–407.
- Westley, M. S., Baragiola, R. A., Johnson, R. E., Baratta, G. A., feb 1995b. Ultraviolet photodesorption from water ice. *P&SS* 43, 1311–1315.
- Whittet, D. C. B., 1993. *Observations of Molecular Ices*. p. 9.
- Wilgenbus, D., Cabrit, S., Pineau des Forêts, G., Flower, D., apr 2000. The ortho:para-H₂ ratio in C- and J-type shocks. *Astrophys. J.* 356, 1010.
- Willacy, K., Williams, D. A., Duley, W. W., apr 1994. Desorption of Grain Mantles in Quiescent Dark Clouds by H₂ Formation. *Mon. Not. R. Astron. Soc.* 267, 949.
- Witt, A. N., Gordon, K. D., Vijh, U. P., Sell, P. H., Smith, T. L., Xie, R.-H., jan 2006. The Excitation of Extended Red Emission: New Constraints on Its Carrier from Hubble Space Telescope Observations of NGC 7023. *Astrophys. J.* 636, 303–315.
- Wolfire, M. G., Hollenbach, D., McKee, C. F., jun 2010. The Dark Molecular Gas. *Astrophys. J.* 716, 1191–1207.
- Wright, G. S., Geballe, T. R., Graham, J. R., Jan. 1993. Velocity resolved spectroscopy of molecular hydrogen emission in NGC6240. In: Shull, J. M., Thronson, H. A. (Eds.), *Evolution of Galaxies and their Environment*.
- Yabushita, A., Hama, T., Iida, D., Kawanaka, N., Kawasaki, M., Watanabe, N., Ashfold, M. N. R., Loock, H.-P., jul 2008. Measurements of Energy Partitioning in H₂ Formation by Photolysis of Amorphous Water Ice. *ApJL* 682, L69.
- Young Owl, R. C., Meixner, M. M., Fong, D., Haas, M. R., Rudolph, A. L., Tielens, A. G. G. M., oct 2002. Testing Models of Low-Excitation Photodissociation Regions with Far-Infrared Observations of Reflection Nebulae. *Astrophys. J.* 578, 885–896.
- Ysard, N., Köhler, M., Jones, A., Dartois, E., Godard, M., Gavilan, L., apr 2016. Mantle formation, coagulation, and the origin of cloud/core shine. II. Comparison with observations. *A&A* 588, A44.
- Ysard, N., Köhler, M., Jones, A., Miville-Deschênes, M.-A., Abergel, A., Fanciullo, L., may 2015. Dust variations in the diffuse interstellar medium: constraints on Milky Way dust from Planck-HFI observations. *A&A* 577, A110.
- Zecho, T., Güttler, A., Sha, X., Jackson, B., Kuppers, J., nov 2002a. Adsorption of hydrogen and deuterium atoms on the (0001) graphite surface. *jcp*, keywords = Adsorption, Auger Effect, Desorption, Deuterium, Electron Energy, Electrons, Energy Dissipation, Energy Spectra, Graphite, High Resolution, Hydrogen, Hydrogen Atoms, Kinetics, Potential Energy, Thermal Energy, Adsorption/desorption kinetics, Thermal desorption 117, 8486–8492.
- Zecho, T., Güttler, A., Sha, X., Lemoine, D., Jackson, B., Kuppers, J., nov 2002b. Abstraction of D chemisorbed on graphite (0001) with gaseous H atoms. *Chemical Physics Letters* 366, 188–195.
- Ziegler, U., feb 2016. A chemical reaction network solver for the astrophysics code NIRVANA. *A&A* 586, A82.