



Selling Strategic Information in Digital Competitive Markets

David Bounie, Antoine Dubus, Patrick Waelbroeck

► To cite this version:

David Bounie, Antoine Dubus, Patrick Waelbroeck. Selling Strategic Information in Digital Competitive Markets. The RAND Journal of Economics, In press. hal-01794886v3

HAL Id: hal-01794886

<https://hal.science/hal-01794886v3>

Submitted on 9 Oct 2018

HAL is a multi-disciplinary open access archive for the deposit and dissemination of scientific research documents, whether they are published or not. The documents may come from teaching and research institutions in France or abroad, or from public or private research centers.

L'archive ouverte pluridisciplinaire **HAL**, est destinée au dépôt et à la diffusion de documents scientifiques de niveau recherche, publiés ou non, émanant des établissements d'enseignement et de recherche français ou étrangers, des laboratoires publics ou privés.

Selling Strategic Information in Digital Competitive Markets*

David Bounie,[†]Antoine Dubus[‡] and Patrick Waelbroeck[§]

October 9, 2018

Abstract

This article investigates the strategies of a data broker when selling information to one or to two competing firms that can price discriminate consumers. The data broker can strategically choose any segment of the consumer demand (the information structure) to sell to firms that implement third-degree price discrimination. We show that data broker's equilibrium profits are maximized when (1) information identifies consumers with the highest willingness to pay; (2) consumers with a low willingness to pay remain unidentified; and (3) the data broker sells two symmetrical information structures. The data broker therefore strategically sells partial information on consumers to soften competition between firms. Extending the baseline model, we prove that these results hold under first-degree price discrimination.

*We would like to thank Yann Balgobin, Marc Bourreau, Romain De Nijs, Ulrich Laitenberger, Alexis Larousse, Qihong Liu, Johannes Paha, Martin Quinn, Regis Renault, Konstantinos Serfes, Marvin Sirbu as well as participants at the MaCCI Annual Conference, the 67th Annual Meeting of the French Economic Association, the 35th Days of Applied Microeconomics (JMA), the Workshop of Industrial Organization in the Digital Economy, the CREST Workshop on Platforms and E-commerce, and the Paris Seminar on Digital Economics for useful remarks and comments. Antoine Dubus acknowledges financial support from the Chair Values and Policies of Personal Information of Institut Mines Télécom, Paris. Patrick Waelbroeck thanks for insightful discussions the members of the Chair Values and Policies of Personal Information of Institut Mines Télécom, Paris.

[†]i3/Telecom ParisTech/Economics and Social Sciences and CESP, 46 rue Barrault, 75634 Paris Cedex 13, France; david.bounie@telecom-paristech.fr.

[‡]i3/Telecom ParisTech/Economics and Social Sciences, 46 rue Barrault, 75634 Paris Cedex 13, France; antoine.dubus@telecom-paristech.fr.

[§]i3/Telecom ParisTech/Economics and Social Sciences and CESifo, 46 rue Barrault, 75634 Paris Cedex 13, France; patrick.waelbroeck@telecom-paristech.fr.

1 Introduction

The digital economy is driven by consumer information, what analysts have called 'the new oil' of the twenty first century.¹ Digital giants such as Facebook, Apple, Amazon and Google, base their business models on traces left by Internet users who visit their online websites. In a race to information dominance, these large companies also acquire information from data brokers that gather information about millions of people.²

Data brokers collect all sorts of information on consumers from publicly available online and offline sources (such as names, addresses, revenues, loan default information, and registers). They are major actors in the data economy, as more than 4000 data brokers operate in a market valued around USD 156 billion per year (Pasquale (2015)). In a study of nine data brokers from 2014,³ the Federal Trade Commission found that data brokers have information "on almost every U.S. household and commercial transaction. [One] data broker's database has information on 1.4 billion consumer transactions and over 700 billion aggregated data elements; another data broker's database covers one trillion dollars in consumer transactions; and yet another data broker adds three billion new records each month to its databases."⁴ Data brokers therefore possess considerable amounts of information that they can sell to help firms learn more about their customers to better target ads, tailor services, or price discriminate consumers.

Competition between firms is thus influenced by how much consumer information firms can acquire from data brokers. On the one hand, more information allows firms to better target consumers and price discriminate, which increases

¹The world's most valuable resource is no longer oil, but data

²The recent Facebook scandal involving Cambridge Analytica has precisely revealed to the public the troubled relations between Facebook and data brokers (Washington Post, Facebook, longtime friend of data brokers, becomes their stiffest competition, 29 March 2018; Business Insider, Facebook is quietly buying information from data brokers about its users' offline lives, Dec. 30, 2016.)

³Acxiom, CoreLogic, Datalogix, eBureau, ID Analytics, Intelius, PeekYou, Rapleaf, and Recorded Future.

⁴Federal Trade Commission, 2014, Data brokers: A Call for Transparency and Accountability.

their profits. On the other hand, more information means that firms will fight more fiercely for consumers that they have identified as belonging to their business segments. This increased competition decreases firms profit. Overall, there exists an economic trade-off between surplus extraction and increased competition. This article analyzes this trade-off when a data broker strategically sells information in order to maximize its profits.

Understanding how the quantity of information available on a market influences competition is a central question in economics, dating back to Hayek's seminal work (Hayek (1945)). The emergence of data brokers adds a strategic dimension to the literature (see Radner et al. (1961), Vives (1984), Thisse and Vives (1988), Burke, Taylor and Wagman (2012)) that assumes that information is exogenously available on the market. Braulin and Valletti (2016) study vertically differentiated products, for which consumers have hidden valuations. The data broker can sell to firms information on these valuations. Montes, Sand-Zantman and Valletti (2018) consider information allowing firms competing à la Hotelling to first-degree price discriminate consumers. In both articles, the data broker sells either information on all consumers, or no information at all. Information is sold through a second-price auction mechanism with negative externalities (as in Jehiel and Moldovanu (2000)). They find that the data broker sells consumer information to only one firm.

In this article, we build a model where a data broker can sell information that partitions the Hotelling unit line into segments of arbitrary sizes to one or two competing firms.⁵ The data broker can strategically sell information to market participants, and can weaken or strengthen the intensity of competition by determining the quantity of information available on the market. In other words, the data broker has the choice to sell information on all available consumer segments, only some segments of information, or no information at all. By doing so, firms can identify the demand segments that are the most

⁵Liu and Serfes (2004) also study firms' incentives to acquire a technology that can target customer segments more or less precisely. In their approach, information is a partition of a mass of consumers distributed in different segments on a Hotelling unit line, and firms have the choice to acquire either information on all consumer segments or no information at all.

profitable. Firms that acquire segments of information can set specific prices on each segment of the unit line.

Using this setting, we show that it is optimal for the data broker to sell segments that are located closest to firms, but to keep consumers located in the middle of the Hotelling line unidentified. This partition allows firms to extract surplus from consumers with the highest willingness to pay whereas keeping consumers with a low willingness to pay unidentified in order to soften competition between firms. In other words, it is not optimal for the data broker to sell information on all available consumer segments, as doing so would reduce firms' profits and hence their willingness to pay for consumer data. We then show that the data broker sells information to all firms in the market, contrary to the existing literature that does not model the information strategies of the data broker.

The remainder of the article is organized as follows. In Section 2 we describe the model, and in Section 3 we characterize the optimal structure of information. In Section 4, we provide the equilibrium of the game, and we discuss the effects of information acquisition on welfare. We conclude in Section 5.

2 Model set-up

We consider a game involving a data broker, two firms (noted $\theta = 1, 2$), and a mass of consumers uniformly distributed on a unit line $[0, 1]$. The data broker collects information about consumers who buy products from the competing firms at a cost that we normalize to zero. Firms can purchase information from the data broker to price discriminate consumers.⁶ In Section 4, we first analyze third-degree price discrimination, then we extend the analysis to first-degree price discrimination.

The two firms are located at 0 and 1 on the unit line and sell competing products to consumers. A consumer located at x derives a gross utility V from

⁶The marginal production costs are also normalized to zero.

consuming the product, and faces a linear transportation cost with value $t > 0$. A consumer buys at most one unit of the product, and we assume that the market is fully covered, that is, all consumers buy the product.⁷ Let p_1 and p_2 denote the prices set by Firm 1 and Firm 2, respectively. A consumer located at x receives the following utility:

$$\begin{cases} U(x) = V - tx - p_1, & \text{if he buys from Firm 1,} \\ U(x) = V - t(1 - x) - p_2, & \text{if he buys from Firm 2,} \\ U(x) = 0, & \text{if he does not consume.} \end{cases} \quad (1)$$

In the following sections, we define the information structure, the profits of the data broker and of the firms, and the timing of the game.

Information structure

Firms know that consumers are uniformly distributed on the unit line, but absent further information, they are unable to identify consumers' locations. Therefore, firms do not know the degree to which consumers value their products and cannot price discriminate them.⁸ Firms can acquire an information structure from a monopolist data broker at cost w . The information structure consists of a partition of the unit line into n segments of arbitrary size. These segments are constructed by unions of elementary segments of size $\frac{1}{k}$, where k is an exogenous integer that can be interpreted as the quality of information. Although, the data broker can sell any such partition, it is useful to define a reference partition \mathcal{P}_{ref} , which includes k segments of size $\frac{1}{k}$. Figure 1 illustrates the reference partition that includes all segments of size $\frac{1}{k}$. Liu and Serfes (2004) assume that the data broker can only sell (or not) the reference partition \mathcal{P}_{ref} to competing firms. A major contribution of the present article is to demonstrate

⁷If the market is not covered, the competition effect that we identify is weakened, and new issues related to customer churn and customer acquisition arise.

⁸This assumption is also made by Braulin and Valletti (2016) and Montes, Sand-Zantman and Valletti (2018).

that the optimal partition sold by the data broker is not the reference partition \mathcal{P}_{ref} .

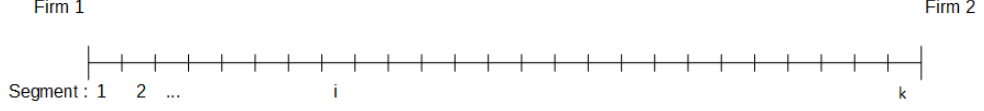


Figure 1: Reference partition \mathcal{P}_{ref}

We introduce further notations. We denote \mathcal{S} the set comprising the $k - 1$ endpoints of the segments of size $\frac{1}{k}$: $\mathcal{S} = \{\frac{1}{k}, \dots, \frac{i}{k}, \dots, \frac{k-1}{k}\}$. Consider the mapping, i.e., a bijection, that associates to any subset $\{\frac{s_1}{k}, \dots, \frac{s_i}{k}, \dots, \frac{s_{n-1}}{k}\} \in \mathcal{S}$ a partition $\{[0, \frac{s_1}{k}], [\frac{s_1}{k}, \frac{s_2}{k}], \dots, [\frac{s_{n-1}}{k}, 1]\}$, where $s_1 < \dots < s_i < \dots < s_{n-1}$ are integers lower than k . We write \mathbb{P} as the target set of the mapping: $M : \mathcal{S} \rightarrow \mathbb{P}$; this set comprises all possible partitions of the unit line generated by segments of size $\frac{1}{k}$. Thus, \mathbb{P} is the sigma-field generated by the elementary segments of size $\frac{1}{k}$. In particular, \mathcal{P}_{ref} and $[0, 1]$ are included in \mathbb{P} .

The data broker can sell any partition \mathcal{P} of the set of partitions \mathbb{P} , for instance, a partition starting with one segment of size $\frac{1}{k}$, and another segment of size $\frac{2}{k}$, as illustrated in Figure 2.



Figure 2: Example of a partition of the unit line

A firm having information of the form $\{[0, \frac{s_1}{k}], [\frac{s_1}{k}, \frac{s_2}{k}], \dots, [\frac{s_{n-1}}{k}, 1]\}$ will be able to identify whether consumers belong to one of the segments of the set and charge them a corresponding price. Namely, the firm will charge consumers on $[0, \frac{s_1}{k}]$ price p_1 , consumers on $[\frac{s_i}{k}, \frac{s_{i+1}}{k}]$ price p_{i+1} , and so forth for each segment.

Contrary to the existing literature, we allow the data broker to sell a partition different from \mathcal{P}_{ref} . In fact, it can sell any information structure belonging to \mathbb{P} .

However, we rule out information structures that generate uncertainty over the location of the elementary segment of size $\frac{1}{k}$ to which a consumer belongs. As an illustration, suppose that $k = 8$ so that the finest partition consists of 8 segments of size $\frac{1}{8}$. Suppose also that the data broker sells a partition constructed from 3 segments in the following way. The first element of the partition includes segments 1 and 3 which have a size of $\frac{1}{8}$ and that are located at the extremities of the unit line. The second element of the partition is segment 2 of size $\frac{6}{8}$, located in the middle of the line. The information structure is therefore the partition $\{\{1, 3\}, 2\}$. Segments 1 and 3 are not connected and are therefore excluded from our analysis.

Strategies and timing

The data broker can sell any partition \mathcal{P}_θ to Firm θ . In fact, starting from any pairs of partitions, we will show that when the data broker decides to sell information to both firms, it will sell the same partition. We write the generic form of the profits for a partition as \mathcal{P} ,⁹ using the notation NI (resp. I) when a firm is not informed (resp. informed). Additionally, we denote whether a firm and its competitor are informed or not by the couple (A, B) where $A, B \in \{I, NI\}$. For instance, (I, NI) refers to a situation in which Firm θ is informed and Firm $-\theta$ is uninformed. For any information structure, we need to compute the profits for three possible configurations as $\pi_{\mathcal{P}, \theta}^{NI, I} = \pi_{\mathcal{P}, \theta}^{I, NI}$: $\{\pi_{\mathcal{P}, \theta}^{NI, NI}, \pi_{\mathcal{P}, \theta}^{I, NI}, \pi_{\mathcal{P}, \theta}^{I, I}\}$.

Firms simultaneously set their prices on the unit line when they have no information or on each segment of the partition when they are informed. Each firm knows whether its competitor is informed, and the structure of the partition $\mathcal{P}_{-\theta}$.¹⁰ Firms acquire information at a price that depends on the extent to which information increases their profits. This value of information varies according to whether the competitor purchases information. We consider the profits in

⁹We drop the subscript θ when there is no confusion.

¹⁰This assumption is also standard in Braulin and Valletti (2016) and Montes, Sand-Zantman and Valletti (2018).

equilibrium for any partition \mathcal{P}_θ of the unit line.

The data broker extracts all surplus from competing firms and maximizes the difference between the profits of an informed firm and those of an uninformed firm. The data broker profit function can be written as

$$\Pi = \begin{cases} \Pi_1 = w_1 = \max_{\mathcal{P} \in \mathbb{P}} \{\pi_{\mathcal{P},\theta}^{I,NI} - \pi_{\theta}^{NI,NI}\}, \\ \text{if the data broker sells information to only one firm,} \\ \\ \Pi_2 = 2w_2 = 2 \max_{\mathcal{P} \in \mathbb{P}} \{\pi_{\mathcal{P},\theta}^{I,I} - \pi_{\mathcal{P},\theta}^{NI,I}\}, \\ \text{if the data broker sells information to both competitors.} \end{cases} \quad (2)$$

The partition proposed by the data broker depends on whether information is sold to one firm or to both firms. We define Π_1 as the maximum of the first part of Eq. (2), and Π_2 as the maximum of the second part of Eq. (2).

For any partition \mathcal{P} composed of n segments, Firm θ maximizes its profits with respect to the prices on each segment, denoted by the vector $\mathbf{p}_\theta = (p_{\theta 1}, \dots, p_{\theta n}) \in \mathbb{R}_+^n$. The profit function of the firms can be written as follows:

$$\pi_{\mathcal{P},\theta} = \sum_{i=1}^n d_{\theta i}(\mathbf{p}_\theta, \mathbf{p}_{-\theta}) p_{\theta i}. \quad (3)$$

The timing of the game is the following:

- Stage 1: the data broker chooses the optimal partition, and whether to sell information to one firm or to two firms.
- Stage 2: firms compete, and they price discriminate consumers if they acquire information.

3 Optimal information structure

Equilibrium prices charged to consumers and the profits of the firms in stage 2 depend, first, on the optimal partition sold by the data broker in stage 1, and

second, on the data broker's strategy to serve either one or two firms in the market. As a consequence, the data broker has to calculate the prices of any possible information structure that can be sold to firms.

In this section, we prove in Theorems 1 and 2 that we can restrict the analysis to particular information structures that are optimal for the data broker. We first analyze the case where the data broker chooses to sell information to only one firm, i.e., the case of exclusive selling. Second, we characterize the optimal information structure when the data broker sells information to both firms. We find that the data broker sells a partition $\mathcal{P}(\mathbf{p}_1, \mathbf{p}_2)$ that identifies consumers close to the firm up to a cutoff point $\frac{j}{k}$, and that leaves consumers unidentified in the remaining segment. In Section 4, we calculate the number j^* of segments where consumers are identified in the optimal information structure; j^* will depend on the data broker's strategy (whether it sells information to one or to two firms). We finally discuss at the end of this section how information acquisition affects competition between firms.

Information is sold to only one firm

When information is sold exclusively to Firm 1 (without loss of generality), the profit-maximizing information structure for the data broker has the following features. Theorem 1 shows that the data broker sells information on all segments up to a point $\frac{j}{k}$, and leaves a large segment of unidentified consumers after that point. In the rest of the article, we refer to the consumers located on the j segments of size $\frac{1}{k}$ as the *identified consumers*; the remaining consumers located beyond the j segments of size $\frac{1}{k}$ are referred to as the *unidentified consumers*. Figure 3 illustrates Theorem 1.

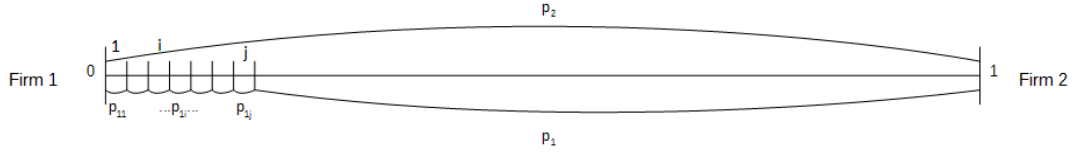


Figure 3: Selling information to one firm: Firm 1 informed

Firm 2 has no information and sets a unique price p_2 over the unit line. Firm 1 can identify consumers on each segment on the left (indexed by $i = 1, \dots, j$), of size $\frac{1}{k}$. Firm 1 can price discriminate consumers and sets different prices on each segment, with p_{1i} being the price on the i th segment from the origin. Firm 1 sets price p_1 on the last segment.

THEOREM 1: *Let $\mathbf{p}_1 \in \mathbb{R}_+^{j+1}$ and $p_2 \in \mathbb{R}_+$. The profit-maximizing information structure $\mathcal{P}^*(\mathbf{p}_1, p_2)$ divides the unit line into two segments:*

- *The first segment (closest to the firm buying information) is partitioned into j segments of size $\frac{1}{k}$.*
- *Consumers in the second segment of size $1 - \frac{j}{k}$ are unidentified.*

Proof: See Appendix A1.

The proof proceeds in the following way. Consider any information structure. First, we show that the data broker finds it profitable to re-order segments and reduce their size to $\frac{1}{k}$ so that the firm has more information on consumers closest to its product. Second, the data broker can soften competition between firms by leaving a segment of unidentified consumers in the middle.

Theorem 1 makes an important contribution to the existing literature that assumes that the data broker either always sells all information segments to firms, or sells no information at all (Braulin and Valletti, 2016; Montes, Sand-Zantman and Valletti, 2018). We show that this assumption is questionable as selling all segments, i.e., the reference partition of the unit line, is not optimal.

The data broker sells information to both firms

When information is sold to both firms, the profit maximizing information structure for the data broker has the same features as the optimal partition described in Theorem 1. Theorem 2 first demonstrates that the data broker sells to each firm information on all segments up to a point, $\frac{j}{k}$ to Firm 1 and $\frac{j'}{k}$ to Firm 2. Then, it is established that in equilibrium, the data broker sells the same information structure to both firms, that is, $\frac{j}{k} = \frac{j'}{k}$. The remaining consumers are unidentified.

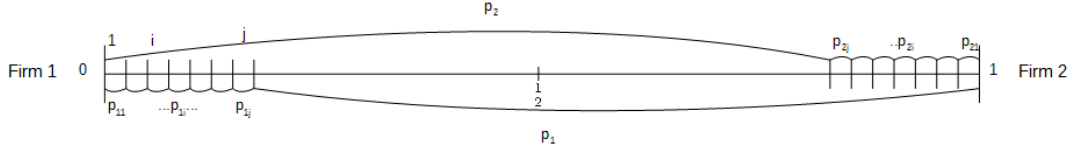


Figure 4: Selling information to both firms

Figure 4 illustrates Theorem 2. Firm 1 (resp. Firm 2) is informed and sets prices p_{1i} (resp. p_{2i}) on each segment of size $\frac{1}{k}$ closest to its location until $\frac{j}{k}$ (resp. $1 - \frac{j}{k}$). After that point, Firm 1 (resp. Firm 2) sets a unique price p_1 (resp. p_2) for the rest of the unit line.

When information is sold to both firms, we rule out situations where firms compete and share demand segments at the extremities of the unit line. We assume that the data broker does not sell segments that would allow firms to poach consumers. We analyze the condition under which both firms have positive demands on a given segment $[\frac{s_i}{k}, \frac{s_{i+1}}{k}]$:

$$C_1 : \quad \frac{s_i}{k} \leq \frac{p_2 + t}{2t} \quad \text{and} \quad \frac{p_2 + t}{2t} \leq \frac{2s_{i+1} - s_i}{k} \quad (4)$$

The first part of condition C_1 guarantees that there is positive demand for Firm 1, whereas the second part guarantees positive demand for Firm 2.

Inequalities in condition C_1 are expressed as a function of p_2 without loss of generality.

Except for the segment in the middle of the line, we exclude segments located before $\frac{1}{2}$, where Firm 2 has positive demand (and similarly for Firm 1). Thus, we assume that $\frac{p_2+t}{2t} \geq \frac{2s_{i+1}-s_i}{k}$, which is achieved by setting $p_2 = 0$ in the previous inequality (the lowest possible value for p_2): $\frac{1}{2} \geq \frac{2s_{i+1}-s_i}{k}$. Figure 5 illustrates a situation that is ruled out by Assumption 1.

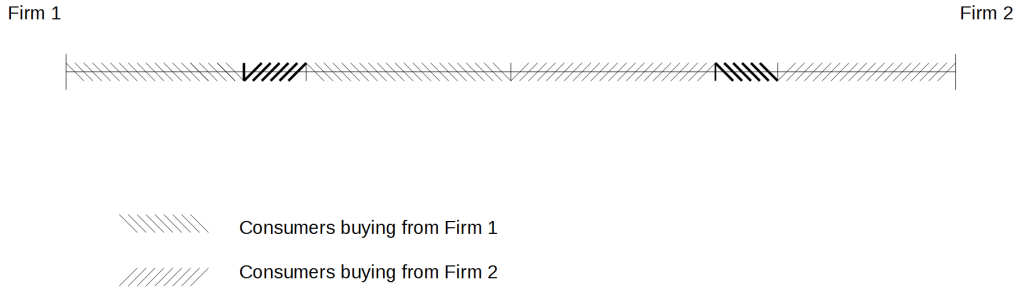


Figure 5: Illustration of a case ruled out by Assumption 1

ASSUMPTION 1: (No consumer poaching condition)

When the data broker sells a partition $\mathcal{P} = \{[0, \frac{s_1}{k}], \dots, [\frac{s_i}{k}, \frac{s_{i+1}}{k}], \dots, [\frac{s_{n-1}}{k}, 1]\}$ to Firm 1 and $\mathcal{P}' = \{[0, \frac{s'_{n'-1}}{k}], \dots, [\frac{s'_{i'+1}}{k}, \frac{s'_{i'}}{k}], \dots, [\frac{s'_1}{k}, 1]\}$ to Firm 2, the segments verify: $2\frac{s_{i+1}}{k} - \frac{s_i}{k} \leq \frac{1}{2}$ and $2\frac{s'_{i'+1}}{k} - \frac{s'_{i'}}{k} \leq \frac{1}{2}$ for $i = 0, \dots, n-2$, $i' = 0, \dots, n'-2$.¹¹

Under Assumption 1, the optimal partition is similar to that found in the case of exclusive selling, i.e. when one firm acquires information. The optimal information structure has the following features.

THEOREM 2: Under Assumption 1, the data broker sells to Firm 1 (resp. Firm 2) a partition with two different types of segments:

- a) There are j (resp. j') segments of size $\frac{1}{k}$ on $[0, \frac{j}{k}]$ (on $[1 - \frac{j'}{k}, 1]$ for Firm 2) where consumers are identified.

¹¹We note by convention that $s'_0 = s_0 = 0$.

- b) *Consumers in the second segment of size $1 - \frac{j}{k}$ (resp. $1 - \frac{j'}{k}$) are unidentified.*
- c) $j = j'$.

Proof: See Appendix A1.

The proof proceeds in a similar way as the proof of Theorem 1. We consider any partition satisfying Assumption 1. We show that the data broker always finds it more profitable to sell segments of size $\frac{1}{k}$. Using the profit function in equilibrium, we then show that selling the same information structure to both firms is optimal, that is $\frac{j}{k} = \frac{j'}{k}$.

Thus, the data broker sells the same information structure to both competitors. This result differs from Belleflamme, Lam and Vergote (2017), where two firms compete in a market for a homogeneous product. Firms can acquire information on their customers to price discriminate them. The authors show that firms do not acquire information with the same precision, and a data broker selling information will thus strategically lower the precision of information for one firm.

Competitive effects of information acquisition

We now interpret how information acquisition affects competition between firms. To do so, we analyze the impact of the acquisition of an additional segment to the optimal partition on the firms' respective profits and prices. Specifically, we compare the changes in prices and profits when Firm 1 acquires an optimal partition \mathcal{P} with the last segment located at $\frac{j}{k}$, and when Firm 1 acquires \mathcal{P}' with the last segment located at $\frac{j+1}{k}$. In the following discussion, Firm 2 remains uninformed.

Purchasing an additional segment will have several impacts on the profits of both firms:

- a) Firm 1 price discriminates consumers on $[\frac{j}{k}, \frac{j+1}{k}]$, which increases its profits.
- b) Firm 1 lowers its price on $[\frac{j+1}{k}, 1]$, which increases the competitive pressure on Firm 2. In reaction to this increased competition, Firm 2 lowers its price on the whole unit line ($p'_2 < p_2$). The competitive pressure on Firm 1 is increased throughout the unit line as the price charged by Firm 2 decreases, which has a negative impact on Firm 1's profits.

The optimal size of the segments where consumers are identified therefore depends on the two opposite effects of information acquisition on firm profits. Following Theorems 1 and 2, it is clear that selling all segments to competing firms is not optimal.

In the following section, we detail the resolution of the game by taking into account the optimal information structure established in Theorems 1 and 2. An informed firm can distinguish $j + 1$ segments.

4 Model resolution

In this section, we solve the game by backward induction. We compute the equilibrium prices and profits of Firm 1 and 2 using the optimal partition described in Theorems 1 and 2. Then, we analyze whether the data broker sells information to one firm or to both competitors.

Stage 2: price-setting firms

We denote by $d_{\theta i}$ the demand of Firm θ on the i th segment. An informed Firm θ maximizes the following profit function with respect to $p_{\theta 1}, \dots, p_{\theta j}$, and p_{θ} :

$$\pi_{\theta} = \sum_{i=1}^j d_{\theta i} p_{\theta i} + p_{\theta} d_{\theta}. \quad (5)$$

When $j = 0$,¹² the firm does not distinguish any consumer on the unit line, and sets a uniform price as in the standard Hotelling model. An uninformed Firm θ maximizes $\pi_\theta = p_\theta d_\theta$ with respect to p_θ .

The data broker only sells segments of size $\frac{1}{k}$ that are located closest to Firm θ . This partition allows firms to better extract surplus from consumers with the highest willingness to pay. By maintaining a segment of unidentified consumers, the data broker softens the competition between firms.

Theorems 1 and 2 show that the optimal partition sold by a data broker is therefore not composed of equal-size segments on the whole unit line $[0, 1]$. In this respect, our model can be seen as a generalization of Liu and Serfes (2004), who consider only segments of equal size.

Using Theorems 1 and 2, we characterize the sub-game perfect equilibria for the optimal structure of information by backward induction. There are three cases to consider. In the first case, firms have no information. In the second case, the data broker sells information to one firm. In the third case, the data broker sells information to both firms.

The data broker does not sell information

In this case, firms have no information on consumers and compete in the standard Hotelling framework. Firm θ sets $p_\theta = t$ in equilibrium, and the equilibrium demand is $d_\theta = \frac{p - \theta - p_\theta + t}{2t}$. The profits of Firm θ are $\pi_\theta = \frac{t}{2}$.

The data broker sells information to one firm

Without loss of generality, we assume that only Firm 1 is informed. Firm 1 can distinguish $j + 1$ segments of consumer demand, with j being an integer lower than k . Firm 1 price discriminates by setting a price for each segment p_{1i} . Firm 2 has no information, and sets a uniform price p_2 .

Firm 1 maximizes $\pi_1 = \sum_{i=1}^j d_{1i} p_{1i} + p_1 d_1$ with respect to p_1 , and p_{1i} for $i = 1, \dots, j$. Firm 2 maximizes $\pi_2 = p_2 d_2$ with respect to p_2 .

¹²By convention, $\sum_{i=1}^0 d_{\theta i} p_{\theta i} = 0$.

Profits maximization leads to the prices given in Lemma 1 that we will use to compute the data broker's profits in Lemma 3.

LEMMA 1: *The market equilibrium when the data broker chooses a partition of j segments of size $\frac{1}{k}$ on $[0, \frac{j}{k}]$ and one segment of unidentified consumers on $[\frac{j}{k}, 1]$ is as follows:*

- *Firm 1 captures all demand on each segment $i = 1, \dots, j$, and*

$$p_{1i} = 2t[1 - \frac{i}{k} - \frac{1}{3} \frac{j}{k}].$$

- *Firms compete on the segment of unidentified consumers, and the prices are*

$$p_1 = t[1 - \frac{4}{3} \frac{j}{k}], \quad \text{and} \quad p_2 = t[1 - \frac{2}{3} \frac{j}{k}].$$

Proof: See Appendix A2.

The uniform prices p_1 and p_2 set by the two firms both decrease with j . This is the price effect of the intensified competition due to the presence of more information on the market. It has a negative effect on firms profits, which is the only effect for Firm 2 that cannot price discriminate consumers. However, Firm 1 benefits from more information as one more segment of information allows it to charge consumers on this segment price p_{1i} . Prices for identified consumers p_{1i} decrease with j as a result of the increased competition.

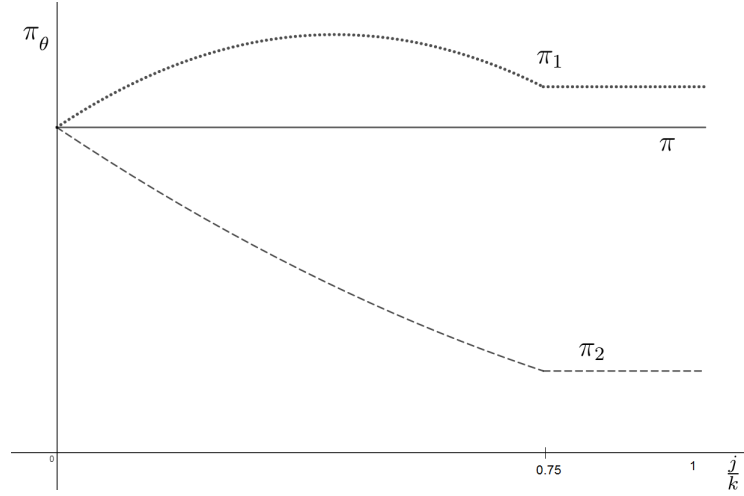


Figure 6: Selling information to one firm: Profits of Firms with $t = 1$ and $k = 200$

Figure 6 displays for $t = 1$ and $k = 200$ the profits of the firms when only one of them is informed (the formulas are given in Appendix A2). π is the profit of firms in the standard Hotelling framework. On the horizontal axis, the limit between identified and unidentified consumers is given by $\frac{j}{k}$. Firm 1 is informed and makes profits π_1 that depend on $\frac{j}{k}$. Firm 2 is uninformed and makes profits π_2 .

Figure 6 illustrates the impacts of information acquisition on firm profits when one firm acquires j segments of size $\frac{1}{k}$ on its closest consumers. We observe that the profits of the informed firm follow an inverse U-shaped curve on $[0, \frac{3}{4}]$: more information increases the profits of the informed firm when the surplus extraction effect dominates that of the resulting intensified competition. The profits reach a maximum and then decrease in a second phase. At this point, more information leads to more competition, the effects of which dominate the surplus extraction effect and thus, reduces the profits of the informed firm. The uninformed firm is always harmed when its competitor acquires information and its profits always decrease with j . This is due to the increased competition stemming from having a more informed competitor. Comparing firms profits with information to those obtained in the standard Hotelling case,

we see that the profits of the informed firm (resp. uninformed firm) are always higher (resp. lower) than the profits without information. On $[\frac{3}{4}, 1]$, more information does not change profits and acquiring information on these consumers does not increase profits.

The data broker sells information to both firms

We have shown in Theorem 2 that when the data broker sells information to both firms, it sells the same information structure consisting of j segments of size $\frac{1}{k}$ of identified consumers, and one segment of unidentified consumers. Specifically, Firm 1 can identify j segments, $\{[\frac{i-1}{k}, \frac{i}{k}]\}$ with $i = 1, \dots, j$ and $j \in \mathbb{N}^*$, and Firm 2 identifies the segments $\{[1 - \frac{i}{k}, 1 - \frac{i-1}{k}]\}$. This leaves a segment of unidentified consumers in the middle of the line $[0, 1]$ where both firms compete. At the extremities of the unit line, both firms price discriminate identified consumers, as described in Figure 4 in Section 3.

Lemma 2 gives the equilibrium prices and profits that we will use to compute the profits of the data broker in Lemma 3.

LEMMA 2: *The equilibrium when both firms are informed is characterized by the following:*

- For each segment $i = 1, \dots, j$, $p_{\theta i} = 2t[1 - \frac{j}{k} - \frac{i}{k}]$.
- For the segment of size $1 - \frac{j}{k}$, where firms compete, $p_{\theta} = t[1 - 2\frac{j}{k}]$.

Proof: See Appendix A3.

Similarly to Lemma 1, the prices p_1 and p_2 set by the two firms for the share of consumers they cannot identify decrease with j . Prices for identified consumers $p_{\theta i}$ also decrease with j . More information increases the competition between the firms, which reduces the prices they set. However, as information allows firms to identify more consumers, they can charge them $p_{\theta i}$ instead of p_{θ} , which has a positive effect on their profits.

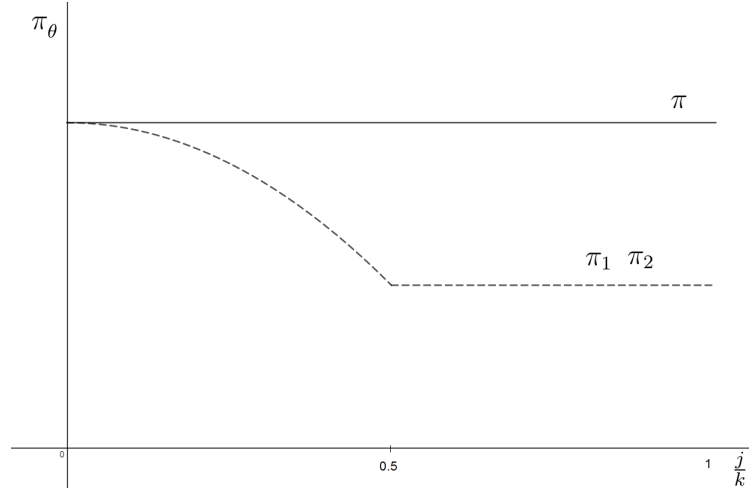


Figure 7: Selling information to both firms: Profits of Firms with $t = 1$ and $k = 200$

Figure 7 plots for $t = 1$ and $k = 200$ the profits of firms when both of them are informed π_θ as a function of j . On the horizontal axis, $\frac{j}{k}$ is the limit between identified and unidentified consumers (the formulas are given in Appendix A3). When both firms are uninformed, their profits π are given by the standard Hotelling formulas in Section 4. When both firms acquire information, their profits always decrease with j , and reach a minimum when the data broker sells information on all segments of size $\frac{1}{k}$ on $[0, \frac{1}{2}]$.¹³ Beyond $\frac{1}{2}$, more information does not affect the market and profits do not change.

Figure 7 confirms that firms acquiring information face a prisoner's dilemma as in Ulph and Vulkan (2000) and (Stole, 2007). Profits are lower when both firms are informed than when both firms are uninformed (the standard Hotelling framework). Both competing firms acquire information despite that it leads to a more competitive market because a firm that remains uninformed would have even lower profits if its competitor were informed (see Figure 6).

¹³Consumers at $\frac{1}{2}$ are naturally excluded by Assumption A3.

Stage 1: profits of the data broker

The data broker can choose among the set of allowable partitions that we have proved to be optimal. The data broker compares the three different outcomes analyzed in stage 2: selling no information, selling information to only one firm or selling information to both competitors. When no information is sold, the data broker makes no profits, and we refer to this case as the outside option.

Using Lemma 1 and Lemma 2, we maximize the profits of the data broker with respect to j , first when only one firm is informed and, second when both firms are informed. Using Theorems 1 and 2, profits are straightforward to compute, following the mechanism explained in Section 2, and are given in Lemma 3.

LEMMA 3: *The profits of the data broker are as follows:*

- *When the data broker sells information to only one firm:*

$$\Pi_1(j) = w_1(j) = \pi_{\theta}^{I,NI}(j) - \pi_{\theta}^{NI,NI} = \frac{2jt}{3k} - \frac{7t}{9} \frac{j^2}{k^2} - \frac{tj}{k^2}.$$

- *When the data broker sells information to both competitors:*

$$\Pi_2(j) = 2w_2(j) = 2[\pi_{\theta}^{I,I}(j) - \pi_{\theta}^{NI,I}(j)] = 2\left[\frac{2jt}{3k} - \frac{11j^2t}{9k^2} - \frac{jt}{k^2}\right].$$

Characterization of the equilibrium

We characterize in this section the number of segments of information sold to firms when only one firm is informed and when both firms are informed. We then compare the profits of the data broker in the two cases, and we show that the data broker always sells information to both competitors in equilibrium.

The optimal number of segments

Using Lemma 3, we first find the optimal values of j when one or both firms are informed, then we compare the profits in the two situations.¹⁴

LEMMA 4:

- When one firm buys information, the data broker sets

$$j_1^* = \frac{6k - 9}{14}.$$

- When both firms buy information, the data broker sets

$$j_2^* = \frac{6k - 9}{22}.$$

Optimal choice of the data broker

From Lemma 4, we can finally calculate the optimal choice of the data broker by comparing its profits when it sells information to one firm or to both firms:

PROPOSITION 1: *Suppose Assumption 1, the data broker optimally sells information to both firms:*

$$\Pi_2^* \geq \Pi_1^*.$$

Proof of Proposition 1: The proof is straightforward. We compare the profits of the data broker when it sells information to one firm or to both firms. The difference between the two profits is $\Pi_2(j_2^*) - \Pi_1(j_1^*) = \frac{(12k^2 - 36k + 27)t}{308k^2}$, which is positive for any $k \geq 2$. ■

Proposition 1 states that the profits of the data broker are higher when it sells information to both firms rather than to one firm. Proposition 1 contrasts

¹⁴For the proof of Lemma 4, we assume that j is defined over \mathbb{R} , and the resulting j chosen by the data broker is the integer part of j^* .

with the result established by Montes, Sand-Zantman and Valletti (2018) who find that it is always optimal to sell information to only one firm.

There are two main reasons for this difference. First, following Jehiel and Moldovanu (2000), Montes, Sand-Zantman and Valletti (2018) assume that firms acquire information through a second-price auction with negative externalities. The negative externalities result from the fact that for a firm, losing the auction means that its competitor has the option to buy information. Thus, the outside option of the bidder, which affects the prices that firms are willing to pay, is less favorable when the competitor has the option to purchase information.

To assess the impact of the selling mechanism, we analyze how our main results change when we consider a second-price auction mechanism. First, the profit of the data brokers found in Montes, Sand-Zantman and Valletti (2018) (\tilde{w}_1) is higher than in our model (w_1):

$$\tilde{w}_1 = (\pi_{\theta}^{I,NI} - \pi_{\theta}^{NI,I}) = \frac{4t}{9} - \frac{2t}{3k} + \frac{t}{4k^2} > w_1 = (\pi_{\theta}^{I,NI} - \pi_{\theta}^{NI,NI}) = \frac{t}{7} - \frac{3t}{7k} + \frac{9t}{28k^2}$$

The data broker can therefore extract more surplus in Montes, Sand-Zantman and Valletti (2018) than in our framework.

Second, Montes, Sand-Zantman and Valletti (2018) implicitly assume that it is optimal for the data broker to sell all segments to firms, which increases in turn competition. In our framework, the data broker finds it optimal to leave low-valuation consumers unidentified, i.e., those who have a low willingness to pay, to soften competition between competing firms.

To conclude, it is straightforward to show that using the auction selling mechanism of Montes, Sand-Zantman and Valletti (2018) with the optimal information structure characterized in Theorems 1 and 2 leads to an equilibrium with an exclusive sale (one firm is informed, whereas the other is uninformed). Moreover, assuming that the data broker sells all information segments instead

of the optimal partition found in Theorems 1 and 2 leads to an equilibrium with a non-exclusive sale (where both firms are informed). As a result, using a non-optimal information structure does not change the nature of the equilibrium (non-exclusive sale), but using a second-price auction modifies the optimal choice of the data broker (it sells information to only one firm, regardless of whether it is using the optimal information structure). Therefore, the assumption related to the selling mechanism is crucial to understand information acquisition, and may have regulatory implications: more information is acquired when the data broker is forced to write an exclusive contract that guarantees that the information sold to a firm will not be sold to another firm if the offer is declined.

Real-time bidding auctions are second price auctions and for some advertising spaces for which competing firms bid, losing the auction might imply that the competitor wins. In this setting, the assumption used by Montes, Sand-Zantman and Valletti (2018) might be justified. However, for the vast majority of online auctions, bidders are not competitors, and even when competitors are bidding for the same auction space, they might not know it. In this case, our assumption that the price of information is driven by an outside option where both firms are uninformed is better suited, and leads to an equilibrium where both firms acquire information. Moreover, programmatic buying technologies, such as real-time bidding do not guarantee prices, contextual placement, or impression volume to advertisers, who might prefer direct sales.¹⁵ Direct sales involve human bilateral negotiations for which the identities of competitors has no impact, and negative externalities due to losing the auction play a minor role. Using a selling mechanism where the outside option for a firm is a situation in which both firms are uninformed, is therefore also important to consider.

¹⁵In addition, directly sold display ads see higher viewability rates than programmatic display ads (Bounie, Morisson and Quinn, 2017).

Welfare analysis

We analyze in this section two effects of information acquisition on total welfare. First, firms face a prisoner's dilemma and both suffer from information acquisition relative to a situation without information acquisition. Second, consumer surplus increases. Overall, the total welfare remains constant.¹⁶

These results are detailed in Corollary 1.

COROLLARY 1:

- *Firm profits in equilibrium are lower than the profits in the standard Hotelling model:*

$$\Delta\pi_\theta(k) = \pi_\theta^{I,I}(k) - \pi_\theta^{NI,NI}(k) < 0.$$

- *Consumer surplus is higher than in the standard Hotelling model:*

$$\Delta CS(k) > 0.$$

- *Depending on their willingness to pay, consumers gain or lose surplus when both firms are informed. Compared to the uniform price $p_\theta^{NI,NI} = t$ set in the standard Hotelling model without information, we have the following:¹⁷*

– On $[0, \frac{5k-9}{22k}]$, consumers pay a higher price: $p_{\theta_i}^{I,I} \geq p_\theta^{NI,NI}$, and are identified.

– On $[\frac{5k-9}{22k}, \frac{1}{2}]$, consumers pay a lower price: $p_{\theta_i}^{I,I}, p_\theta^{I,I} \leq p_\theta^{NI,NI}$.

* Consumers on $[\frac{5k-9}{22k}, \frac{6k-9}{22k}]$ are identified.

* Consumers on $[\frac{6k-9}{22k}, \frac{1}{2}]$, are unidentified.

- *Total surplus remains constant in the market: $\Delta CS(k) + \Delta\pi_\theta(k) = 0$.*

¹⁶This result is due to our market coverage assumption; because market expansion creates no surplus, we are in a classical zero-sum game model.

¹⁷We consider the prices on $[0, \frac{1}{2}]$, the prices on the rest of the line can be found directly by symmetry.

Firms therefore face a prisoner's dilemma that can be explained as follows. Information acquisition has two opposite effects on firm profits. First, having more information allows firms to better extract the surplus of consumers who have a high willingness to pay. Second, firms also compete more intensively for each consumer, which decreases their profits. Overall, firm profits are lower when they both acquire information: the consumer surplus that firms can extract when they have information does not offset the profits loss from tougher competition.

The existing literature overestimates the effects of data brokers on the prices paid by consumers. Indeed, when firms have information on each consumer, they compete more intensively, resulting in lower prices. For instance in Baye and Morgan (2001), firms end up competing à la Bertrand, making zero profits in equilibrium. Our model shows on the contrary that a data broker has always incentives to soften competition, which increases prices. Consumers are thus relatively worse off when the data broker behaves strategically.

Information acquisition by competing firms has however a positive effect on consumer surplus. Due to increased competition, unidentified consumers located in the middle of the Hotelling line benefit from lower prices despite that firms extract more surplus from identified consumers. Overall, information acquisition still benefits consumers despite that firms price discriminate high valuation consumers.

Finally, turning to consumer identification, the share of identified consumers $\frac{6k-9}{11k}$ increases with information quality k . As the consumer information that a data broker obtains becomes more precise, the share of identified consumers increases. Similarly, the share of consumers with a lower level of utility compared with the standard Hotelling model increases with k . As information becomes more precise, the share of consumers losing utility increases. Overall, the gain in consumers' surplus ΔCS decreases with k .¹⁸

¹⁸For $k \geq 10$.

First-degree price discrimination

We finally study in this last part how first-degree price discrimination impacts the data broker's strategies. Three reasons motivate this analysis. First we generalize the model with third-degree price discrimination to test the robustness of our results. Second, as Montes, Sand-Zantman and Valletti (2018) focus on first-degree price discrimination, considering it allows us to compare our results with theirs. Third, as digital technologies allow for better information collection and better classification and targeting of consumers, which increase the quality of information, equilibrium under perfect consumer recognition is important to consider.

We show that our model with third-degree price discrimination converges to a model with first-degree price discrimination, which is a special case of our baseline model developed in the previous section when $k \rightarrow +\infty$. We show that under first-degree price discrimination, the data broker sells to each firm an information structure that is similar to that found in Theorem 2: one segment of consumers is fully identified, and consumers on the other segment are unidentified.

COROLLARY 2: *When $k \rightarrow +\infty$, firms first-degree price discriminate and the data broker sells to both firms an information structure characterized for Firm 1 (and symmetrically for Firm 2) as:*

- *on $[0, \frac{3}{11}]$, consumers are identified.*
- *on $[\frac{3}{11}, 1]$, consumers are unidentified.*

Proof: See Appendix A5.

From Lemma 2, it is straightforward to show that the profits and consumer surplus under third-degree price discrimination converge to their corresponding values under first-degree price discrimination: $\pi_{\theta}^{I,I} \xrightarrow[k \rightarrow \infty]{} \frac{103}{242}t$ and $\Delta CS \xrightarrow[k \rightarrow \infty]{} \frac{18}{121}t$. Additionally, consumers on $[\frac{5}{22}, \frac{17}{22}]$ benefit from lower prices when firms are informed.

5 Conclusion

Data brokers are major players in the Internet economy. They collect and process a vast amount of consumer data that they can choose to sell to firms for various objectives, including price discrimination. Data brokers have a significant impact on market equilibria and social welfare. Indeed, a data broker can soften or increase the intensity of competition on the product market by choosing which consumer segments to sell to firms. Firms are in a prisoners dilemma where they both acquire information and face intense competition. This is mainly due to the fact that the data broker can use its strategic position to extract their surplus. Moreover, consumers with a high willingness to pay suffer from increased price discrimination. There is thus a need for an increased scrutiny of the data brokerage industry by privacy regulators and competition authorities.¹⁹

Understanding how data strategies can impact competition on markets is a new promising field of research. We contribute to this literature by developing a model in which a data broker can choose among a large set of possible information structures to sell to firms. The optimal information structure segments consumers into two groups: consumers with the highest willingness to pay are identified, and low-valuation consumers remain unidentified. This strategy allows the data broker to soften competition between firms, while still price discriminating consumers with a high willingness to pay.

Our model can be used to address two recent privacy issues. First, new privacy policies in the European Union (such as the general regulation on data protection) could increase consumer surplus. Stronger privacy protection in Europe means that firms now are able to distinguish only coarser consumers segments, which lowers the precision of information structures modeled by k . When k decreases, the share of unidentified consumers increases. Overall, consumer surplus could increase with privacy protection regulation. Second, the

¹⁹Regulators and legislators have recently analyzed the impacts of data brokers on markets (Crain, 2018).

share of identified consumers is higher when both firms are informed than when only one firm is informed. Thus, selling to more firms on the market can lead to more price discrimination, but at the same time, to more competition. An important question arises: how does competition in the data brokerage industry affect data collection and the amount of information sold on the product market?

Appendix A

Proof of Theorems 1 and 2

In Appendix A1, we show that the data broker optimally sells a partition that divides the unit line into two segments. The first segment identifies the closest consumers to a firm and is partitioned in j segments of size $\frac{1}{k}$. The second segment is of size $1 - \frac{j}{k}$ and leaves the other consumers unidentified. We first establish this claim when the data broker sells information to only one firm, and second when it sells information to both firms.²⁰

Proof of Theorem 1: the data broker sells information to only one firm

The data broker can choose any partition in the sigma-field generated by the elementary segments of size $\frac{1}{k}$, \mathbb{P} , to sell to Firm 1 (without loss of generality). There are three types of segments to consider:

- Segments A, where Firm 1 is in constrained monopoly;
- Segments B, where Firms 1 and 2 compete.

We proceed in three steps. In step 1 we analyze the segments of type A and show that on any such segment, it is optimal to sell a partition where type A segments are of size $\frac{1}{k}$. In step 2, we show that all segments of type A are

²⁰All along the proofs, we refer to Liu and Serfes (2004) who prove the continuity and concavity of the profit functions on the segments.

located closest to Firm 1. In step 3 we analyze segments of type B and we show that it is always more profitable to sell a coarser partition on segments where firms compete. Therefore, segment B has only one segment of size $1 - \frac{i}{k}$ where location $\frac{i}{k}$ separates segments A and B. Finally, we can discard segments of type C because information on consumers on these segments does not increase profits.

Step 1: We analyze segments of type A where Firm 1 is in constrained monopoly, and show that reducing the size of segments to $\frac{1}{k}$ is optimal.

Consider any segment $[\frac{i}{k}, \frac{i+l}{k}]$ with l, i integers verifying $i + l \leq k$ and $l \geq 2$, such that Firm 1 is in constrained monopoly on this segment. We show that selling a finer partition of this segment increases the profits of Firm 1. To prove this claim, we establish that Firm 1 profits is higher with a finer partition \mathcal{P}' with two segments : $[\frac{i}{k}, \frac{i+1}{k}]$ and $[\frac{i+1}{k}, \frac{i+l}{k}]$ than with a coarser partition \mathcal{P} with one segment $[\frac{i}{k}, \frac{i+l}{k}]$.




Figure 8: Step 1: segments of type A

Figure 8 shows on the left panel a partition with a coarse segment of type A, and on the right, finer segments of type A. We compare profits in both situations and show that the finer segmentation is more profitable for Firm 1. We write $\pi_1^A(\mathcal{P})$ and $\pi_1^{AA}(\mathcal{P}')$ the profits of Firm 1 on $[\frac{i}{k}, \frac{i+l}{k}]$ for respectively partitions \mathcal{P} and \mathcal{P}' .

First, profits with the coarser partition is: $\pi_1^A(\mathcal{P}) = p_{1i}d_1 = p_{1i}\frac{l}{k}$. The demand is $\frac{l}{k}$ as Firm 1 gets all consumers by assumption; p_{1i} is such that the

indifferent consumer x is located at $\frac{i+l}{k}$:

$$V - tx - p_{1i} = V - t(1-x) - p_2 \implies x = \frac{p_2 - p_{1i} + t}{2t} = \frac{i+l}{k} \implies p_{1i} = p_2 + t - 2t \frac{i+l}{k},$$

with p_2 the price charged by (uninformed) Firm 2. This price is only affected by strategic interactions on the segments where firms compete, and therefore does not depend on the pricing strategy of Firm 1 on type A segments.

We write the profit function for any p_2 , replacing p_{1i} and d_1 :

$$\pi_1^A(\mathcal{P}) = \frac{l}{k} \left(t + p_2 - \frac{2(l+i)t}{k} \right)$$

Secondly, using a similar argument, we show that the profit on $[i, i+l]$ with partition \mathcal{P}' is:

$$\pi_1^{AA}(\mathcal{P}') = \frac{1}{k} \left(t + p_2 - \frac{2(1+i)t}{k} \right) + \frac{l-1}{k} \left(t + p_2 - \frac{2(l+i)t}{k} \right)$$

Comparing \mathcal{P} and \mathcal{P}' shows that Firm 1's profit using the finer partition increases by $\frac{2t}{k^2}(l-1)$, which establishes the claim.

By repeating the previous argument, it is easy to show that the data broker will sell a partition of size $\frac{l}{k}$ with l segments of equal size $\frac{1}{k}$.

Step 2: We show that all segments of type A are closest to Firm 1 (located at 0 on the unit line by convention).

There are two cases to compare: first, a segment of type B is closest to Firm 1 and is adjacent to a segment of type A, and second, a segment of type A is closest to Firm 1 and is adjacent to a segment of type B.

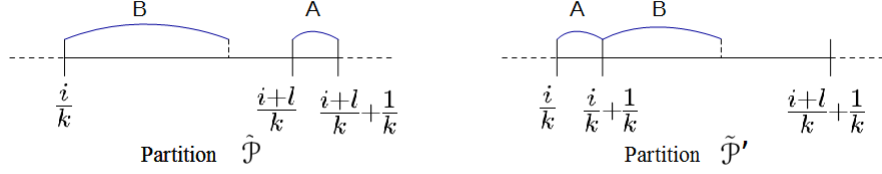


Figure 9: Step 2: relative position of type A and type B segments

The two cases are shown in Figure 9 and correspond respectively to the partitions $\tilde{\mathcal{P}}$ and $\tilde{\mathcal{P}}'$. The curved line represents the demand of Firm 1, which does not cover type B segments. In partition $\tilde{\mathcal{P}}$, a segment of type B of size $\frac{l}{k}$ is followed by a segment of type A of size $\frac{1}{k}$. We know that segments of type A have at least one segment of size $\frac{1}{k}$ and therefore, this segment can be followed by a segment of type A or B. We show that segments of type A are always located closest to Firm 1 by proving that it is always optimal to change partition starting with segments of type B with a partition starting with segments of type A like in partition $\tilde{\mathcal{P}}'$. We show this claim by analyzing the change of profits when the data broker switches a sequence (A,B) into a sequence (B,A). The other segments of the partition remain unchanged.

A segment of type B located at $[\frac{i}{k}, \frac{i+l}{k}]$ is non null (has a size greater than $\frac{1}{k}$), if the following restrictions imposed by the structure of the model are met: respectively positive demand and the existence of competition on segments of type B.

CONDITION 1: *For any integers $0 \leq i \leq k-1$ and $1 \leq l \leq k-i-1$.*

$$C_1 : \quad \frac{i}{k} \leq \frac{p_2 + t}{2t} \quad \text{and} \quad \frac{p_2 + t}{2t} - \frac{l}{k} \leq \frac{i+l}{k}$$

We use Condition C1 to characterize type A and type B segments. In particular, we use the relation Condition C1 draws between price p_2 and segments endpoint $\frac{i}{k}$ and $\frac{i+l}{k}$ to compare Firm 1's profits with $\tilde{\mathcal{P}}'$ than with $\tilde{\mathcal{P}}$.

We can rewrite profits of Firm 1 as the sum of two terms. The first term represents the profits on segments of type A where prices are denoted by p'_{1i} . The second term represents the profits on segments of type B, where prices are denoted by p_{1i} .

Without loss of generality, we rewrite the notation of type A and B segments. Segments of type A are of size $\frac{1}{k}$ and are located at $\frac{u_i-1}{k}$, and segments of type B, are located at $\frac{s_i}{k}$ and are of size $\frac{l_i}{k}$.²¹ There are $h \in \mathbb{N}$ segments of type A, of size $\frac{1}{k}$. On each of these segments, the demand is $\frac{1}{k}$. There are $n \in \mathbb{N}$ segments of type B. We find the demand for Firm 1 on these segments using the location of the indifferent consumer:

$$d_{1i} = x - \frac{s_i}{k} = \frac{p_2 - p_{1i} + t}{2t} - \frac{s_i}{k}$$

We can rewrite the profits as:

$$\pi_1(\tilde{\mathcal{P}}) = \sum_{i=1}^h p'_{1i} \frac{1}{k} + \sum_{i=1}^n p_{1i} \left[\frac{p_2 - p_{1i} + t}{2t} - \frac{s_i}{k} \right]$$

Profits of Firm 2 are generated on segments of type B, where the demand for Firm 2 is

$$d_{2i} = \frac{s_i + l_i}{k} - x = \frac{p_{1i} - p_2 - t}{2t} + \frac{s_i + l_i}{k}$$

Profits of Firm 2 can be written therefore as

$$\pi_2(\tilde{\mathcal{P}}) = \sum_{i=1}^n p_2 \left[\frac{p_{1i} - p_2 - t}{2t} + \frac{s_i + l_i}{k} \right] \quad (6)$$

Firm 1 maximizes profits $\pi_1(\mathcal{P})$ with respect to p_{1i} and p'_{1i} , and Firm 2 maximizes $\pi_2(\mathcal{P})$ with respect to p_2 , both profits are strictly concave.

Equilibrium prices are:

²¹With u_i and s_i integers below k . See Section 2.

$$\begin{aligned}
p'_{1i} &= t + p_2 - 2\frac{u_i t}{k} \\
p_{1i} &= \frac{p_2 + t}{2} - \frac{s_i t}{k} = \frac{t}{3} + \frac{2t}{3n} \left[\sum_{i=1}^n \left[\frac{s_i}{2k} + \frac{l_i}{k} \right] \right] - \frac{s_i t}{k} \\
p_2 &= -\frac{t}{3} + \frac{4t}{3n} \sum_{i=1}^n \left[\frac{s_i}{2k} + \frac{l_i}{k} \right]
\end{aligned} \tag{7}$$

We can now compare profits with $\tilde{\mathcal{P}}$ and $\tilde{\mathcal{P}}'$. When we move segments of type B from the left of segments of type A to the right of segment of type A, it is important to check that Firm 1 is still competing with Firm 2 on each segment of type B, and that Firm 1 is still in constrained monopoly on segments of type A. The second condition is met by the fact that price p_2 is higher in $\tilde{\mathcal{P}}'$ than in $\tilde{\mathcal{P}}$. The first condition is guaranteed by $C_1 : \frac{p_2+t}{2t} - \frac{l_i}{k} \leq \frac{s_i+l_i}{k}$ for some segments located at s_i of size l_i . By abuse of notation, let s_i denote the segment located at $[\frac{s_i}{k}, \frac{s_i+l_i}{k}]$, which corresponds to segments of type B that satisfy these condition. Let \tilde{s}_i denote the m segments ($m \in [0, n-1]$) of type B located at $[\frac{\tilde{s}_i}{k}, \frac{\tilde{s}_i+l_i}{k}]$ that do not meet these condition, and therefore become type A segments with partition $\tilde{\mathcal{P}}'$.

Noting \hat{p}_2 and \hat{p}_{1i} the prices with $\tilde{\mathcal{P}}'$, we have:

$$\begin{aligned}
\hat{p}_2 &= \frac{4t}{3(n-m)} \left[-\frac{n}{4} + \sum_{i=1}^n \left[\frac{s_i}{2k} + \frac{l_i}{k} \right] + \frac{m}{4} + \frac{1}{2k} - \sum_{i=1}^m \frac{\tilde{s}_i}{2k} \right] \\
&= p_2 + \frac{4t}{3(n-m)} \left[\frac{3mp_2}{4t} + \frac{1}{2k} + \frac{m}{4} - \sum_{i=1}^m \frac{\tilde{s}_i}{2k} \right]
\end{aligned}$$

for segments of type B where condition C_1 holds:

$$\hat{p}_{1i} = p_{1i} + \frac{1}{2} \frac{4t}{3(n-m)} \left[\frac{3mp_2}{4t} + \frac{1}{2k} + \frac{m}{4} - \sum_{i=1}^m \frac{\tilde{s}_i}{2k} \right]$$

for segments of type B where condition C_1 does not hold:

$$\hat{p}_{1i} = p_{1i} + \frac{1}{2} \frac{4t}{3(n-m)} \left[\frac{3mp_2}{4t} + \frac{1}{2k} + \frac{m}{4} - \sum_{i=1}^m \frac{\tilde{s}_i}{2k} \right] - \frac{t}{k}$$

Let us compare the profits between $\tilde{\mathcal{P}}$ and $\tilde{\mathcal{P}}'$. Let π_1^{BA} denote the profits of Firm 1 with $\tilde{\mathcal{P}}$, and π_1^{AB} the profits of Firm 1 with $\tilde{\mathcal{P}}'$ on $[\frac{i}{k}, \frac{i+l+1}{k}]$. To compare profits that result by moving segment located at $\frac{i+l}{k}$ to $\frac{i}{k}$ (A to B), we proceed

in two steps. First we show that Firm 1's profits on $[\frac{i}{k}, \frac{i+l+1}{k}]$ are higher with $\tilde{\mathcal{P}}'$ than with $\tilde{\mathcal{P}}$, and that p_2 increases as well; and secondly we show that Firm 1's profits on type B segments are higher with $\tilde{\mathcal{P}}'$ than with $\tilde{\mathcal{P}}$.

First we show that Firm 1's profits increase on $[\frac{i}{k}, \frac{i+l+1}{k}]$, that is, we show that $\Delta\pi_1 = \pi_1^{AB} - \pi_1^{BA} \geq 0$

$$\begin{aligned}\Delta\pi_1 &= \pi_1^{AB} - \pi_1^{BA} \\ &= \frac{1}{k}[\hat{p}_2 - 2\frac{it}{k} - p_2 + 2\frac{i+l}{k}t] \\ &\quad + \hat{p}_{1i}[\frac{\hat{p}_2 - \hat{p}_{1i} + t}{2t} - \frac{i+1}{k}] - p_{1i}[\frac{p_2 - p_{1i} + t}{2t} - \frac{i}{k}]\end{aligned}$$

By definition, \tilde{s}_i verifies C_1 thus $\frac{\tilde{s}_i}{k} \leq \frac{p_2+t}{2t}$, which allows us to establish that $\frac{4t}{3(n-m)}[\frac{3mp_2}{4t} + \frac{1}{2k} + \frac{m}{4} - \sum_{i=1}^m \frac{\tilde{s}_i}{2k}] \geq \frac{2t}{3nk}$. It is then immediate to show that

$$\Delta\pi_1 \geq \frac{t}{k}[1 - \frac{1}{3n}][\frac{2}{k}\frac{3nl+1}{3n-1} - \frac{p_2}{2t} - \frac{1}{2} - \frac{1}{6nk} + \frac{i}{k} + \frac{1}{2k}]$$

Also, by assumption, firms compete on $[\frac{i}{k}, \frac{i+l}{k}]$ with $\tilde{\mathcal{P}}$, which implies that C_1 is verified, and in particular, $\frac{p_2+t}{4t} - \frac{i}{2k} \leq \frac{l}{k}$.

Thus:

$$\Delta\pi_1 \geq \frac{t}{k}[1 - \frac{1}{3n}][\frac{2}{k}\frac{3nl+1}{3n-1} - \frac{2l}{k} - \frac{1}{6nk} + \frac{1}{2k}] \geq 0$$

The profits on segment $[\frac{i}{k}, \frac{i+l+1}{k}]$ are higher with $\tilde{\mathcal{P}}'$ than with $\tilde{\mathcal{P}}$.

Second we consider the profits of Firm 1 on the rest of the unit line. We write the reaction functions for the profits on each type of segments, knowing that $\hat{p}_2 \geq p_2$.

For segments of type A:

$$\frac{\partial}{\partial p_2}\pi_{1i}^A = \frac{\partial}{\partial p_2}(\frac{1}{k}[t + p_2 - 2\frac{u_i t}{k}]) = \frac{1}{k}$$

Which means that a higher p_2 increases the profits.

For segments of type B:

$$\frac{\partial}{\partial p_2} \pi_{1i}^B = \frac{\partial}{\partial p_2} (p_{1i} [\frac{p_2 - p_{1i} + t}{2t} - \frac{s_i}{k}]) = \frac{\partial}{\partial p_2} (\frac{1}{2t} [\frac{p_2 + t}{2} - \frac{s_i t}{k}]^2) = \frac{1}{2t} [\frac{p_2 + t}{2} - \frac{s_i t}{k}],$$

which is greater than 0 as $\frac{p_2 + t}{2} - \frac{s_i t}{k}$ is the expression of the demand on this segment, which is positive under C_1 .

Thus for any segment, the profits of Firm 1 increase with $\tilde{\mathcal{P}}'$ compared to $\tilde{\mathcal{P}}$.

Intermediary result 1: *By iteration, we conclude that type A segments are always at the left of type B segments.*

Step 3: We now analyze segments of type B where firms compete. Starting from any partition but the trivial partition, of size $\frac{j}{k}$, we show that it is always more profitable to sell a coarser partition.

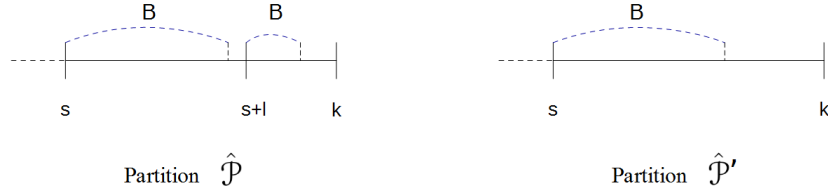


Figure 10: Step 3: demands of Firm 1 on segments of type B (dashed line)

As there are only two possible types of segments (A and B) and that we have shown that segments of type A are the closest to the firms, segment B is therefore further away from the firm. Figure 10 depicts two segments of type B on the left panel, and a coarser segment of type B on the right panel. On each segment the dashed line represents the demand for Firm 1.

We prove this result by showing that if Firm 1 has a partition of two segments where she competes with Firm 2, a coarser partition produces a higher profits. We compute the profits of the firm on all the segments where firms compete, and compare the two situations described below with partition $\hat{\mathcal{P}}$ and partition $\hat{\mathcal{P}}'$.

$\hat{\mathcal{P}}$ partitions the segment $[\frac{i}{k}, 1]$ in two segments $[\frac{i}{k}, \frac{i+l}{k}]$ and $[\frac{i+l}{k}, 1]$, whereas $\hat{\mathcal{P}}'$ only includes segment $[\frac{i}{k}, 1]$. We compare the profits of the firm on the segments where firms compete and we show that $\hat{\mathcal{P}}'$ induces higher profits for Firm 1.

There are $n+1$ segments of type B where firms compete initially with partition $\hat{\mathcal{P}}$. Partition $\hat{\mathcal{P}}'$ is coarser than partition $\hat{\mathcal{P}}$. Some segments which were type B in partition $\hat{\mathcal{P}}$ are no longer necessarily of type B in partition $\hat{\mathcal{P}}'$ (and become of type A). It is therefore necessary to consider segments for which condition C1 is not verified with the new partition (there are m such segments, see below).

We proved in step 2 that prices can be written as:

$$\begin{aligned} p_2 &= -\frac{t}{3} + \frac{4t}{3(n+1)} \sum_{i=1}^{n+1} [\frac{s_i}{2k} + \frac{l_i}{k}], \\ p_{1i} &= \frac{p_2 + t}{2} - \frac{s_i t}{k} \\ &= \frac{t}{3} + \frac{2t}{3(n+1)} \sum_{i=1}^{n+1} [\frac{s_i}{2k} + \frac{l_i}{k}] - \frac{s_i t}{k}. \end{aligned}$$

Let p_{1s} and p_{1s+l} be the prices on the penultimate and on the last segments when the partition is $\hat{\mathcal{P}}$.

$$\begin{aligned} p_{1s} &= \frac{p_2 + t}{2} - \frac{st}{k}, \\ p_{1s+l} &= \frac{p_2 + t}{2} - \frac{s+l}{k}t, \end{aligned}$$

\hat{p}_2 and \hat{p}_{1s} are the prices of Firm 2 and of Firm 1 on the last segment of partition $\hat{\mathcal{P}}'$.

Condition C_1 might be violated as price p_2 varies depending on the partition acquired by Firm 1. This implies that segments which are of type B with partition $\hat{\mathcal{P}}$ are then of type A with partition $\hat{\mathcal{P}}'$. This is due to the fact that the coarser the partition, the higher p_2 . We note \tilde{s}_i the m segments where it is the case. We then have:

$$\begin{aligned}
\hat{p}_2 &= \frac{4t}{3(n-m)} \left[-\frac{n-m}{4} + \sum_{i=1}^n \left[\frac{s_i}{2k} + \frac{l_i}{k} \right] - \sum_{i=1}^m \frac{\tilde{s}_i}{2k} \right] \\
&= \frac{4t}{3(n-m)} \left[-\frac{n+1}{4} + \sum_{i=1}^{n+1} \left[\frac{s_i}{2k} + \frac{l_i}{k} \right] + \frac{m+1}{4} - \sum_{i=1}^m \frac{\tilde{s}_i}{2k} - \frac{s+l}{2k} \right] \\
&= p_2 + \frac{4t}{3(n-m)} \left[\frac{3(m+1)p_2}{4t} + \frac{m+1}{4} - \sum_{i=1}^m \frac{\tilde{s}_i}{2k} - \frac{s+l}{2k} \right] \\
&\geq p_2 + \frac{4t}{3(n-m)} \left[\frac{3}{4t} p_2 + \frac{mp_2}{2t} + \frac{1}{4} - \frac{s+l}{2k} \right] \\
\hat{p}_{1s} &= \frac{\hat{p}_2 + t}{2} - \frac{st}{k}
\end{aligned}$$

We can write the profits of Firm 1 on type B segments of partition $\hat{\mathcal{P}}$ only. We do not consider type A segments because, as we will show, p_2 increases when changing from partition $\hat{\mathcal{P}}$ to $\hat{\mathcal{P}}'$, and thus Firm 1's profits on these segments will increase.

$$\begin{aligned}
\pi_1(\hat{\mathcal{P}}) &= \sum_{i=1, s_i \neq \tilde{s}_i}^n p_{1i} \left[\frac{p_2 + t}{4t} - \frac{s_i}{2k} \right] + \sum_{i=1}^m p_{1i} \left[\frac{p_2 + t}{4t} - \frac{\tilde{s}_i}{2k} \right] + p_{1s+l} \left[\frac{p_2 + t}{4t} - \frac{s+l}{2k} \right] \\
\pi_1(\hat{\mathcal{P}}') &= \sum_{i=1, s_i \neq \tilde{s}_i}^n \hat{p}_{1i} \left[\frac{\hat{p}_2 + t}{4t} - \frac{s_i}{2k} \right] + \sum_{i=1}^m \frac{\tilde{l}_i}{k} \left[\hat{p}_2 + t - 2t \frac{\tilde{s}_i + \tilde{l}_i}{k} \right]
\end{aligned}$$

We compare the profits of Firm 1 in both cases in order to show that $\hat{\mathcal{P}}'$ induces higher profits:

$$\begin{aligned}
\Delta\pi_1 &= \sum_{i=1, s_i \neq \tilde{s}_i}^n \hat{p}_{1i} \left[\frac{\hat{p}_2 + t}{4t} - \frac{s_i}{2k} \right] - \sum_{i=1, s_i \neq \tilde{s}_i}^n p_{1i} \left[\frac{p_2 + t}{4t} - \frac{s_i}{2k} \right] \\
&\quad + \sum_{i=1}^m \frac{\tilde{l}_i}{k} \left[\hat{p}_2 + t - 2t \frac{\tilde{s}_i + \tilde{l}_i}{k} \right] - \sum_{i=1}^m p_{1i} \left[\frac{p_2 + t}{4t} - \frac{\tilde{s}_i}{2k} \right] - p_{1s+l} \left[\frac{p_2 + t}{4t} - \frac{s+l}{2k} \right] \\
&= \frac{t}{2} \sum_{i=1, s_i \neq \tilde{s}_i}^n \left[\frac{\hat{p}_2 + t}{2t} - \frac{s_i}{k} \right]^2 - \frac{t}{2} \sum_{i=1, s_i \neq \tilde{s}_i}^n \left[\frac{p_2 + t}{2t} - \frac{s_i}{k} \right]^2 \\
&\quad + \frac{t}{2} \sum_{i=1}^m \frac{\tilde{l}_i}{k} \left[2 \frac{\hat{p}_2 + t}{t} - 4 \frac{\tilde{s}_i + \tilde{l}_i}{k} \right] - \frac{t}{2} \sum_{i=1}^m \left[\frac{p_2 + t}{2t} - \frac{\tilde{s}_i}{2k} \right]^2 - \frac{t}{2} \left[\frac{p_2 + t}{2t} - \frac{s+l}{k} \right]^2
\end{aligned}$$

We consider the terms separately. First,

$$\begin{aligned}
& \frac{t}{2} \sum_{i=1, s_i \neq \tilde{s}_i}^n \left[\frac{\hat{p}_2 + t}{2t} - \frac{s_i}{k} \right]^2 - \frac{t}{2} \sum_{i=1, s_i \neq \tilde{s}_i}^n \left[\frac{p_2 + t}{2t} - \frac{s_i}{k} \right]^2 \\
&= \frac{t}{2} \sum_{i=1, s_i \neq \tilde{s}_i}^n \left[\left[\frac{2}{3(n-m)} \left[\frac{3}{4t} p_2 + \frac{mp_2}{2t} + \frac{1}{4} - \frac{s+l}{2k} \right] \right]^2 \right. \\
&\quad \left. + \left[\frac{p_2 + t}{2t} - \frac{s_i}{k} \right] \left[\frac{4}{3(n-m)} \left[\frac{3}{4t} p_2 + \frac{mp_2}{2t} + \frac{1}{4} - \frac{s+l}{2k} \right] \right] \right] \\
&\geq \frac{t}{2} \left[\frac{p_2 + t}{2t} - \frac{s+l}{k} \right] \frac{4}{3} \left[\frac{3}{4t} p_2 + \frac{mp_2}{2t} + \frac{1}{4} - \frac{s+l}{2k} \right]
\end{aligned}$$

Second, on segments changing from type B to type A when partition changes from $\hat{\mathcal{P}}$ to $\hat{\mathcal{P}}'$:

$$\frac{t}{2} \sum_{i=1}^m \frac{\tilde{l}_i}{k} \left[2 \frac{\hat{p}_2 + t}{t} - 4 \frac{\tilde{s}_i + \tilde{l}_i}{k} \right] - \frac{t}{2} \sum_{i=1}^m \left[\frac{p_2 + t}{2t} - \frac{\tilde{s}_i}{2k} \right]^2$$

On these m segments, C_1 is violated for price \hat{p}_2 but not for p_2 :

$$\frac{\tilde{s}_i + \tilde{l}_i}{k} \geq \frac{p_2 + t}{2k} - \frac{\tilde{l}_i}{k} \quad \text{and} \quad \frac{\hat{p}_2 + t}{2k} - \frac{\tilde{l}_i}{k} \geq \frac{\tilde{s}_i + \tilde{l}_i}{k}$$

thus:

$$2 \frac{\tilde{l}_i}{k} \geq \frac{p_2 + t}{2k} - \frac{\tilde{s}_i}{k} \quad \text{and} \quad \frac{\hat{p}_2 + t}{2k} - 2 \frac{\tilde{l}_i}{k} \geq \frac{\tilde{s}_i}{k}$$

By replacing \tilde{s}_i by its upper bound value and then \tilde{l}_i by its lower bound value we obtain:

$$\frac{t}{2} \sum_{i=1}^m \frac{\tilde{l}_i}{k} \left[2 \frac{\hat{p}_2 + t}{t} - 4 \frac{\tilde{s}_i + \tilde{l}_i}{k} \right] - \frac{t}{2} \sum_{i=1}^m \left[\frac{p_2 + t}{2t} - \frac{\tilde{s}_i}{2k} \right]^2 \geq 0$$

Getting back to the profits difference, we obtain:

$$\begin{aligned}
\Delta \pi_1 &\geq \frac{t}{2} \left[\frac{p_2 + t}{2t} - \frac{s+l}{k} \right] \frac{4}{3} \left[\frac{3}{4t} p_2 + \frac{mp_2}{2t} + \frac{1}{4} - \frac{s+l}{2k} \right] - \frac{t}{2} \left[\frac{p_2 + t}{2t} - \frac{s+l}{k} \right]^2 \\
&\geq \frac{t}{2} \left[\frac{p_2 + t}{2t} - \frac{s+l}{k} \right] \left[\frac{p_2}{2t} + \frac{s+l}{3k} - \frac{1}{6} \right] \quad (8)
\end{aligned}$$

The first bracket of Equation 8 is positive given C_1 . The second bracket is

positive if $\frac{p_2}{2t} + \frac{s+l}{3k} \geq \frac{1}{6}$. A necessary condition for this result to hold is $p_2 \geq \frac{1}{6}$. We now show that $p_2 \geq \frac{t}{2}$

We show in Equation 7 that $p_2 = -\frac{t}{3} + \frac{4t}{3(n+1)} \sum_{i=1}^{n+1} [\frac{s_i}{2k} + \frac{l_i}{k}]$. We now show that p_2 is minimal when the data broker sells the reference partition \mathcal{P}_{ref} to Firm 1, which consists of segments of size $\frac{1}{k}$. Indeed, it is immediate to see that, p_2 always decreases when \mathcal{P} becomes finer. It is thus immediate that p_2 is minimal with the reference partition and $p_2 \geq \frac{t}{2}$ ²². And as this price is greater than $\frac{1}{6}$, the second bracket of Equation 8 is positive. This proves that $\Delta\pi_1 \geq 0$.

We have just established that it is always more profitable for the data broker to sell a partition with one segment of type B instead of two smaller segments of type B at the right of the unit line.

Conclusion

These three steps prove that any partition of the line is dominated by an optimal partition composed of two segments, as illustrated in Figure 3. The first segment is composed of j segments of size $\frac{1}{k}$ located at $[0, \frac{j}{k}]$, and the second segment is composed of unidentified consumers, and is located at $[\frac{j}{k}, 1]$. ■

Proof of Theorem 2: the data broker sells symmetrical information to both firms

Part a: optimal information structure when the data broker sells information to both firms

We prove that the partition described in Theorem 2 is optimal when information is sold to both firms. For each firm, the partition divides the unit line into two segments. The first segment identifies the closest consumers to a firm and is partitioned in j segments of size $\frac{1}{k}$. The second segment is of size $1 - \frac{j}{k}$ and leaves unidentified the other consumers.

Three types of segments are defined as before:

²²As shown in (Liu and Serfes, 2004)

- Segments A, where Firm θ is in constrained monopoly;
- Segments B, where Firms 1 and 2 compete;
- Segments C, where Firm θ gets no demand.

We use Assumption 1 to show that the unit line is composed of one segment where firms compete, located at the middle of the line, and segments where firms are monopolists, located close to them. As we will show, the optimal partition under this assumption is similar to the optimal partition when the data broker sells information to one firm.

The profits of the data broker when it sells information to both firms is the difference between firms' profits when they are informed and their outside option, where only their competitor is uninformed:

$$\Pi_2 = (\pi_{\mathcal{P},1}^{I,I}(j,j') - \pi_{\mathcal{P},1}^{NI,I}(j,j')) + (\pi_{\mathcal{P},2}^{I,I}(j',j) - \pi_{\mathcal{P},2}^{NI,I}(j',j)).$$

Firm θ buys a partition composed of segments of type A and one segment of type B. To show that a partition in which type A segments are of size $\frac{1}{k}$ is optimal, we prove that 1) such a partition maximizes $\pi_{\mathcal{P},\theta}^{I,I}$ and 2) such a partition does not change $\pi_{\mathcal{P},\theta}^{NI,I}$.

1): a partition which maximizes $\pi_{\mathcal{P},\theta}^{I,I}$ is necessarily composed of type A segments of size $\frac{1}{k}$.

The proof of this claim is similar to step 1 of the proof of Theorem 1 in Appendix A1 the price of the competing firm $-\theta$ does not change when Firm θ gets more precise information on type A segments, and as Firm θ can target more precisely consumers with this information, its profits increase.

2): changing from a partition with type A segments of arbitrary size to a partition where type A segments are of size $\frac{1}{k}$ does not change $\pi_{\mathcal{P},\theta}^{NI,I}$.

Assumption 1 implies that, even when only one firm is informed, the unit line is divided in type A and type B segments. It is immediate to show that the profit of the uninformed firm does not depend on the fineness of type A

segments. As a result, Π_2 is maximized when segments of type A are of size $\frac{1}{k}$.

We deduce that the optimal partition is composed of two segments, sold to each firm. For Firm 1, the first segment is partitioned in j segments of size $\frac{1}{k}$, and is located at $[0, \frac{j}{k}]$. The second segment is of size $1 - \frac{j}{k}$, located at $[\frac{j}{k}, 1]$ and is composed of unidentified consumers. For Firm 2, the first segment is partitioned in j' segments of size $\frac{1}{k}$, and is located at $[1 - \frac{j'}{k}, 1]$. The second segment is of size $1 - \frac{j'}{k}$, located at $[0, 1 - \frac{j'}{k}]$ and is composed of unidentified consumers. ■

Part b: the data broker sells symmetrical information to both firms

We show now that selling symmetrical information is optimal for the data broker, that is, in equilibrium $j = j'$.

We compute prices and profits in equilibrium when both firms are informed with the optimal partition found above.

Firm 1 is a monopolist on the j segments of size $\frac{1}{k}$ in $[0, \frac{j}{k}]$ and Firm 2 has information on $[1 - \frac{j'}{k}, 1]$. On $[\frac{j}{k}, 1]$ Firm 1 sets a unique price p_1 and gets demand d_1 , similarly on $[0, 1 - \frac{j'}{k}]$ Firm 2 sets a unique price p_2 and gets demand d_2 .

We write in step 1 prices and demands, in step 2 we give the profits, and solve for prices and profits in equilibrium in step 3.

Step 1: prices and demands.

Firm $\theta = 1, 2$ sets a price $p_{\theta i}$ for each segment of size $\frac{1}{k}$, and a unique price p_θ on the rest of the unit line. The demand for Firm θ on type A segments is $d_{\theta i} = \frac{1}{k}$. The corresponding prices are computed using the indifferent consumer located on the right extremity of the segment, $\frac{i}{k}$. For Firm 1:

$$\begin{aligned} V - t\frac{i}{k} - p_{1i} &= V - t(1 - \frac{i}{k}) - p_2 \\ \implies \frac{i}{k} &= \frac{p_2 - p_{1i} + t}{2t} \\ \implies p_{1i} &= p_2 + t - 2t\frac{i}{k} \end{aligned}$$

p_2 is the price set by Firm 2 on the left side segment. Prices set by Firm 2 on the right side segments are symmetric:

$$p_{2i} = p_1 + t - 2t \frac{i}{k}.$$

Let denote d_1 the demand for Firm 1 (resp. d_2 the demand for Firm 2) where firms compete. d_1 is found in a similar way as when information is sold to one firm, which gives us $d_1 = \frac{p_2 - p_1 + t}{2t} - \frac{j}{k}$ (resp. $d_2 = 1 - \frac{j'}{k} - \frac{p_2 - p_1 + t}{2t}$).

Step 2: profits.

The profits of the firms are:

$$\begin{aligned}\pi_1 &= \sum_{i=1}^j d_{1i} p_{1i} + d_1 p_1 = \sum_{i=1}^j \frac{1}{k} (p_2 + t - 2t \frac{i}{k}) + (\frac{p_2 - p_1 + t}{2t} - \frac{j}{k}) p_1 \\ \pi_2 &= \sum_{i=1}^{j'} d_{2i} p_{2i} + d_2 p_2 = \sum_{i=1}^j \frac{1}{k} (p_1 + t - 2t \frac{i}{k}) + (\frac{p_1 - p_2 + t}{2t} - \frac{j'}{k}) p_2\end{aligned}$$

Step 3: prices, demands and profits in equilibrium.

We now compute the optimal prices and demands, using first order conditions on π_θ with respect to p_θ . Prices in equilibrium are

$$\begin{aligned}p_1 &= t[1 - \frac{2}{3} \frac{j'}{k} - \frac{4}{3} \frac{j}{k}] \\ p_2 &= t[1 - \frac{2}{3} \frac{j}{k} - \frac{4}{3} \frac{j'}{k}]\end{aligned}$$

Replacing these values in the above demands and prices gives

$$\begin{aligned}p_{1i} &= 2t - \frac{4}{3} \frac{j't}{k} - \frac{2}{3} \frac{jt}{k} - 2 \frac{it}{k} \\ p_{2i} &= 2t - \frac{4}{3} \frac{jt}{k} - \frac{2}{3} \frac{j't}{k} - 2 \frac{it}{k}\end{aligned}$$

and

$$d_1 = \frac{1}{2} - \frac{2}{3} \frac{j}{k} - \frac{1}{3} \frac{j'}{k}$$

$$d_2 = \frac{4}{3} \frac{j'}{k} - \frac{1}{2} - \frac{1}{3} \frac{j}{k}$$

Profits are:

$$\begin{aligned} \pi_1^* &= \sum_{i=1}^j \frac{2t}{k} \left[1 - \frac{i}{k} - \frac{1}{3} \frac{j}{k} - \frac{2}{3} \frac{j'}{k} \right] + \left(\frac{1}{2} - \frac{2}{3} \frac{j}{k} - \frac{1}{3} \frac{j'}{k} \right) t \left[1 - \frac{2}{3} \frac{j'}{k} - \frac{4}{3} \frac{j}{k} \right] \\ &= \frac{t}{2} - \frac{7}{9} \frac{j^2 t}{k^2} + \frac{2}{9} \frac{j'^2 t}{k^2} - \frac{4}{9} \frac{j j' t}{k^2} + \frac{2}{3} \frac{j t}{k} - \frac{2}{3} \frac{j' t}{k} - \frac{j t}{k^2} \end{aligned}$$

$$\begin{aligned} \pi_2^* &= \sum_{i=1}^{j'} \frac{2t}{k} \left[1 - \frac{i}{k} - \frac{1}{3} \frac{j'}{k} - \frac{2}{3} \frac{j}{k} \right] + \left(\frac{1}{2} - \frac{2}{3} \frac{j'}{k} - \frac{1}{3} \frac{j}{k} \right) t \left[1 - \frac{2}{3} \frac{j}{k} - \frac{4}{3} \frac{j'}{k} \right] \\ &= \frac{t}{2} - \frac{7}{9} \frac{j'^2 t}{k^2} + \frac{2}{9} \frac{j^2 t}{k^2} - \frac{4}{9} \frac{j j' t}{k^2} + \frac{2}{3} \frac{j' t}{k} - \frac{2}{3} \frac{j t}{k} - \frac{j' t}{k^2} \end{aligned}$$

The data broker maximizes the difference of profits for both firms

$$\begin{aligned} \Pi_2(j, j') &= \Delta \pi_1(j, j') + \Delta \pi_2(j', j) \\ &= (\pi_{\mathcal{P},1}^{I,I}(j, j') - \pi_{\mathcal{P},1}^{NI,I}(j, j')) + (\pi_{\mathcal{P},2}^{I,I}(j', j) - \pi_{\mathcal{P},2}^{NI,I}(j', j)) \\ &= -\frac{7}{9} \frac{j'^2 t}{k^2} - \frac{4}{9} \frac{j j' t}{k^2} + \frac{2}{3} \frac{j' t}{k} - \frac{j' t}{k^2} - \frac{7}{9} \frac{j^2 t}{k^2} - \frac{4}{9} \frac{j j' t}{k^2} + \frac{2}{3} \frac{j t}{k} - \frac{j t}{k^2} \end{aligned}$$

At this stage, straightforward FOCs with respect to j and j' confirm that, in equilibrium, $j = j'$. The fact that the solution is a maximum is directly found using the determinant of the Hessian matrix. ■

Proof of Lemma 1

We compute prices and profits in equilibrium when information is sold to one firm. Without loss of generality we consider the situation where Firm 1 is informed only. We consider the optimal partition found in Appendix A1.

Firm 1 owns a partition of $[0, \frac{j}{k}]$ that includes j segments of size $\frac{1}{k}$, and

has no information on consumers on $[\frac{j}{k}, 1]$. Again, firms face three types of segments, A, B, and C defined in Appendix A1.

We write in step 1 prices and demands, in step 2 we give the profits, and solve for prices and profits in equilibrium in step 3.

Step 1: prices and demands.

Type A segments are of size $\frac{1}{k}$, and the last one is located at $\frac{j-1}{k}$. Firm 1 sets a price p_{1i} for each segment $i = 1, \dots, j$ and where it is in constrained monopoly: $d_{1i} = \frac{1}{k}$. Prices on each segment are determined by the indifferent consumer of each segment located at its right extremity, $\frac{i}{k}$.²³

$$V - t\frac{i}{k} - p_{1i} = V - t(1 - \frac{i}{k}) - p_2 \implies \frac{i}{k} = \frac{p_2 - p_{1i} + t}{2t} \implies p_{1i} = p_2 + t - 2t\frac{i}{k}.$$

The rest of the unit line is a type B segment. Firm 1 sets a price p_1 and competes with Firm 2. Firm 2 sets a unique price p_2 for all consumers on the segment $[0, 1]$. We note d_1 the demand for Firm 1 on this segment. d_1 is found considering the indifferent consumer:

$$V - tx - p_1 = V - t(1 - x) - p_2 \implies x = \frac{p_2 - p_1 + t}{2t} \text{ and } d_1 = x - \frac{j}{k} = \frac{p_2 - p_1 + t}{2t} - \frac{j}{k}.$$

Firm 2 sets p_2 and the demand, d_2 , is found similarly to d_1 , and $d_2 = 1 - \frac{p_2 - p_1 + t}{2t} = \frac{p_1 - p_2 + t}{2t}$.

Step 2: profits.

The profits of both firms can be written as follows:

$$\begin{aligned} \pi_1 &= \sum_{i=1}^j d_{1i} p_{1i} + d_1 p_1 = \sum_{i=1}^j \frac{1}{k} (p_2 + t - 2t\frac{i}{k}) + (\frac{p_2 - p_1 + t}{2t} - \frac{j}{k}) p_1 \\ \pi_2 &= d_2 p_2 = \frac{p_1 - p_2 + t}{2t} p_2 \end{aligned}$$

Step 3: prices, demands and profits in equilibrium.

²³Assume it is not the case. Then, either p_{1i} is higher and the indifferent consumer is at the left of $\frac{i}{k}$, which is in contradiction with the fact that we deal with type A segments, or p_{1i} is lower and as the demand remain constant, the profits are not maximized.

We solve prices and profits in equilibrium. First order conditions on π_θ with respect to p_θ give us $p_1 = t[1 - \frac{4}{3}\frac{j}{k}]$ and $p_2 = t[1 - \frac{2}{3}\frac{j}{k}]$. By replacing these values in profits and demands we deduce that: $p_{1i} = 2t[1 - \frac{i}{k} - \frac{1}{3}\frac{j}{k}]$, $d_1 = \frac{1}{2} - \frac{2}{3}\frac{j}{k}$ and $d_2 = \frac{1}{2} - \frac{1}{3}\frac{j}{k}$.

The profits are²⁴

$$\begin{aligned}\pi_1^* &= \sum_{i=1}^j \frac{2t}{k} [1 - \frac{i}{k} - \frac{1}{3}\frac{j}{k}] + \frac{t}{2} (1 - \frac{4}{3}\frac{j}{k})^2 \\ &= \frac{t}{2} + \frac{2jt}{3k} - \frac{7t}{9} \frac{j^2}{k^2} - \frac{tj}{k^2} \\ \pi_2^* &= \frac{t}{2} + \frac{2t}{9} \frac{j^2}{k^2} - \frac{2}{3} \frac{jt}{k}.\end{aligned}\tag{9}$$

■

Proof of Lemma 2

We compute prices and profits in equilibrium when both firms are symmetrically informed, with the optimal partition found in Appendix A1.

Firm 1 is a monopolist on the j segments of size $\frac{1}{k}$ in $[0, \frac{j}{k}]$ and Firm 2 has symmetric information, composed of j segments of size $\frac{1}{k}$ on $[1 - \frac{j}{k}, 1]$. On $[\frac{j}{k}, 1]$ Firm 1 sets a unique price p_1 and gets demand d_1 , similarly on $[0, 1 - \frac{j}{k}]$ Firm 2 sets a unique price p_2 and gets demand d_2 .

We do not go through the computation of prices and demand which are already described in Proof 1.c, and we directly give prices and profits in equilibrium.

Prices in equilibrium are $p_1 = p_2 = t[1 - 2\frac{j}{k}]$, $p_{\theta i} = 2t[1 - \frac{i}{k} - \frac{j}{k}]$ and $d_\theta = \frac{1}{2} - \frac{j}{k}$.

Profits are:²⁵

²⁴For $p_{1i} \geq 0 \implies \frac{j}{k} \leq \frac{3}{4}$. Profits are equal whatever $\frac{j}{k} \geq \frac{3}{4}$.

²⁵For $\frac{j}{k} < \frac{1}{2}$. Profits are equal as soon as $\frac{j}{k} > \frac{1}{2}$.

$$\begin{aligned}
\pi_\theta^* &= \sum_{i=1}^j \frac{2t}{k} \left[1 - \frac{i}{k} - \frac{j}{k}\right] + \frac{1}{2} \left(1 - 2\frac{j}{k}\right)^2 t \\
&= \frac{t}{2} - \frac{j^2}{k^2} t - \frac{jt}{k^2}.
\end{aligned}$$

■

Proof of Lemma 4

In this section we assume that j is continuous. The optimal value of j will be the integer closest to the optimum found in the continuous case.

Using the profits from Lemma 3, we determine the optimal size j_1^* of the segments of type A when the data broker only sells information to Firm 1, by maximizing profits with respect to j . When the data broker sells information to both firms, we determine the optimal number j_2^* of type A segments in a similar way.

1) *Optimal partition, selling to one firm.*

The profits of the data broker when it sells to one firm are:

$$\Pi_1(j) = \frac{2jt}{3k} - \frac{7t}{9} \frac{j^2}{k^2} - \frac{tj}{k^2}.$$

FOC on j leads to the following maximizing value: $j_1^* = \frac{6k-9}{14}$ and:

$$\Pi_1^* = \frac{t}{7} - \frac{3t}{7k} + \frac{9t}{28k^2}.$$

2) *Optimal partition, selling to both firms.*

We maximize the profit function with respect to the j segments sold to Firm 1 and Firm 2. The profits of the data broker when both firms are informed are:

$$\Pi_2(j) = 2w^2 = 2 \left[\frac{2jt}{3k} - \frac{11j^2t}{9k^2} - \frac{jt}{k^2} \right].$$

FOC on j leads to $j_2^* = \frac{6k-9}{22}$ and:

$$\Pi_2^* = \frac{2t}{11} - \frac{6t}{11k} + \frac{9t}{22k^2}.$$

■

Proof of Corollary 2

We generalize the results to first-degree price discrimination, and show that profits and the optimal structure correspond to the limit of the profits under third-degree price discrimination, when $k \rightarrow \infty$.

We prove that the optimal structure when firms first-degree price discriminate is identical to the structure when firms third-degree price discriminate. We first characterize the information structure under first-degree price discrimination, then we determine the optimal partition.

When a firm first-degree price discriminates, for instance on a segment $[\frac{l_1}{k}, \frac{l_2}{k}]$ with $l_1 \leq l_2$ integers lower than k , two types of segments are defined. On type A' segments, the firm sets a personalized price for each consumer, here $[\frac{l_1}{k}, \frac{l_2}{k}]$. On type B' segments, the firm sets a homogeneous price on each segment, here a price p_1 on $[0, \frac{l_1}{k}]$ and a price p_2 on $[\frac{l_2}{k}, 1]$. If there are n segments of type B', then the firm sets n prices p_1, \dots, p_n , one on each of these segments.

The optimal partition is composed of two segments: on $[0, l]$ ($l \in [0, 1]$) consumers are perfectly identified, and on $[l, 1]$, consumers are unidentified. The proof of this result is not detailed here, as it is similar to the proof of Theorem 1 in Appendix A1.

Step 1: Profits under third-degree price discrimination converge to profits under first-degree price discrimination

It remains to show that on the first segment $[0, l]$, profits under third-degree price discrimination converge to profits under first-degree price discrimination when $k \rightarrow \infty$, and to find the optimal size of these segments.

First we write the profits of Firm 1 under first-degree price discrimination, then we show that when $k \rightarrow \infty$, profits under third-degree price discrimination converge to profits under first-degree price discrimination for segments of identical size. In the next section, we find the optimal length of the segment of identified consumers under first-degree price discrimination.

Firm 1's profits under first-degree price discrimination.

Let l denote the size of the segment of identified consumers under first-degree price discrimination. We want to compare profits for identical partitions, that is for which $l = \lim_{k \rightarrow \infty} \frac{j(k)}{k}$. Under first-degree price discrimination, Firm 1 sets personalized prices on $[0, l]$, and a single price on $[l, 1]$. Firm 2 sets a single price on the unit line: $p_2 = t - \frac{2}{3}l$ (similarly to Lemma 1).

$$\pi_1^{FD} = \int_0^l p_1(x) dx + \frac{t}{2} \left(1 - \frac{4}{3}l\right)^2.$$

$$p_1(x) \text{ verifies } V - tx - p_1(x) = V - t(1-x) - p_2 \implies p_1(x) = 2t[1 - x - \frac{1}{3}l].$$

We thus have

$$\pi_1^{FD} = \int_0^l 2t[1 - x - \frac{1}{3}l] dx + \frac{t}{2} \left(1 - \frac{4}{3}l\right)^2.$$

Third-degree price discrimination profits converge to first-degree price discrimination profits.

Starting from Equation 9, we want to prove that the sum $\sum_{i=1}^{lk} \frac{2t}{k} [1 - \frac{i}{k} - \frac{1}{3} \frac{j(k)}{k}]$ converges to profits of first-degree price discrimination when $k \rightarrow \infty$, that is:

$$\lim_{k \rightarrow \infty} \sum_{i=1}^{lk} \frac{2t}{k} [1 - \frac{i}{k} - \frac{1}{3} \frac{j(k)}{k}] = \int_0^l 2t[1 - x - \frac{1}{3}l] dx.$$

Let $f(i) = \frac{2t}{k} [1 - \frac{i}{k} - \frac{1}{3} \frac{j(k)}{k}]$. It is immediate to see that f is decreasing and continuous on $[0, \infty[$, we can thus write: $\int_{i-1}^i f(z) dz \geq f(i) \geq \int_i^{i+1} f(z) dz$.

Summing each term from 1 to lk we get: $\int_0^{lk} f(z) dz \geq \sum_{i=1}^{lk} f(i) \geq \int_1^{lk+1} f(z) dz$.

We have $\int_1^{lk+1} f(z) dz = \int_0^{lk} f(z) dz + \int_{lk}^{lk+1} f(z) dz - \int_0^1 f(z) dz$.

$$\left\{ \begin{array}{l} \lim_{k \rightarrow \infty} \int_{l_k}^{l_k+1} f(z) dz = \lim_{k \rightarrow \infty} \int_{l_k}^{l_k+1} \frac{2t}{k} [1 - \frac{z}{k} - \frac{1}{3} \frac{j(k)}{k}] dz = 0. \\ \lim_{k \rightarrow \infty} \int_0^1 f(z) dz = \lim_{k \rightarrow \infty} \int_0^1 \frac{2t}{k} [1 - \frac{z}{k} - \frac{1}{3} \frac{j(k)}{k}] dz = 0. \end{array} \right.$$

Thus we have: $\lim_{k \rightarrow \infty} \int_0^{l_k} f(z) dz \geq \lim_{k \rightarrow \infty} \sum_{i=1}^{l_k} f(i) \geq \lim_{k \rightarrow \infty} \int_0^j f(z) dz$.

By the sandwich theorem we have : $\lim_{k \rightarrow \infty} \sum_{i=1}^{l_k} f(i) = \lim_{k \rightarrow \infty} \int_0^{l_k} f(z) dz = \int_0^l 2t[1 - x - \frac{1}{3}l] dx$ the last equality is immediate by substitution. Profits under third-degree price discrimination converge to profits under first-degree price discrimination when $k \rightarrow \infty$ (thus when quality $\frac{1}{k} \rightarrow 0$).

It is straightforward to establish the same result when the data broker sells information to both firms.

Step 2: Optimal size of the segment of identified consumers.

We compute the profits of Firm 1 when the data broker sells to both firms information that allows them to first-degree price discriminate. We find the following profits:

$$\pi_1^{FD;I,I} = \int_0^l 2t[1 - x - l] dx + \frac{t}{2}(1 - 2l)^2 = \frac{t}{2} - l^2 t.$$

The profits of Firm 1 when only Firm 2 is informed are, similarly to the third-degree price discrimination case:

$$\pi_1^{FD;NI,I} = \frac{t}{2} + \frac{2t}{9}l^2 - \frac{2t}{3}l.$$

The profits of the data broker are then: $\Pi_2 = \frac{2}{3}lt - \frac{11}{9}l^2t$, maximized with $l^* = \frac{3}{11}$. ■

References

Baye, Michael R, and John Morgan. 2001. "Information gatekeepers on the internet and the competitiveness of homogeneous product markets." *American Economic Review*, 454-474.

- Belleflamme, Paul, Wing Man Wynne Lam, and Wouter Vergote.** 2017. "Price Discrimination and Dispersion under Asymmetric Profiling of Consumers."
- Bounie, David, Valérie Morisson, and Martin Quinn.** 2017. "Do you see what I see? Ad viewability and the economics of online advertising." *mimeo*.
- Braulín, Francesco Clavorà, and Tommaso Valletti.** 2016. "Selling customer information to competing firms." *Economics Letters*, 149: 10–14.
- Burke, Jeremy M., Curtis R. Taylor, and Liad Wagman.** 2012. "Information Acquisition in Competitive Markets: An Application to the US Mortgage Market." *American Economic Journal: Microeconomics*, 4(4): 65–106.
- Crain, Matthew.** 2018. "The limits of transparency: Data brokers and commodification." *New Media & Society*, 20(1): 88–104.
- Hayek, Friedrich August.** 1945. "The use of knowledge in society." *The American economic review*, 35(4): 519–530.
- Jehiel, Philippe, and Benny Moldovanu.** 2000. "Auctions with downstream interaction among buyers." *Rand journal of economics*, 768–791.
- Liu, Qihong, and Konstantinos Serfes.** 2004. "Quality of information and oligopolistic price discrimination." *Journal of Economics & Management Strategy*, 13(4): 671–702.
- Montes, Rodrigo, Wilfried Sand-Zantman, and Tommaso Valletti.** 2018. "The value of personal information in online markets with endogenous privacy." *Management Science*.
- Pasquale, Frank.** 2015. *The black box society: The secret algorithms that control money and information*.
- Radner, Roy, et al.** 1961. *The evaluation of information in organizations*. Management Science Research Group, University of California.
- Stole, Lars A.** 2007. "Price discrimination and competition." *Handbook of industrial organization*, 3: 2221–2299.
- Thisse, Jacques-Francois, and Xavier Vives.** 1988. "On the strategic choice of spatial price policy." *The American Economic Review*, 122–137.
- Ulph, David, and Nir Vulkan.** 2000. *Electronic commerce and competitive first-degree price discrimination*. University of Bristol, Department of Economics.
- Vives, Xavier.** 1984. "Duopoly information equilibrium: Cournot and Bertrand." *Journal of economic theory*, 34(1): 71–94.